

DATA SHEET

RB715F

SURFACE MOUNT SCHOTTKY DIODES

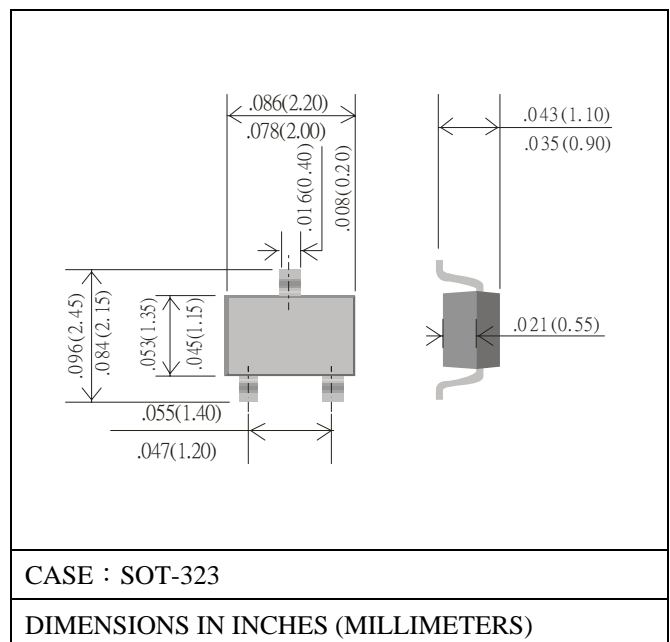
VOLTAGE 40 Volts **CURRENT** 200 mA

FEATURES

- EXTREMELY FAST SWITCHING SPEED
- LOW FORWARD VOLTAGE
- HIGH RELIABILITY

MECHANICAL DATA

- CASE : SOT-323
- TERMINAL : SOLDERABLE PER MIL-STD-220, METHOD 208
- APPROX WEIGHT:0.0052 GRAMS

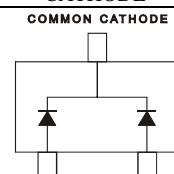


MAXIMUM RATINGS AND ELECTRICAL CHARACTERISTICS

RATINGS AT 25°C AMBIENT TEMPERATURE UNLESS OTHERWISE SPECIFIED.			
PARAMETER	SYMBOL	VALUE	UNITS
PEAK REVERSE VOLTAGE	V_R	40	V
MAXIMUM FORWARD CURRENT	I_F	30	mA
SURGE CURRENT	I_{FSM}	200	mA
POWER DISSIPATION (NOTE 2)	P_D	150	mW
STORAGE TEMPERATURE	T_{STG}	- 40 TO + 125	°C
JUNCTION TEMPERATURE	T_J	125	°C
ELECTRICAL CHARACTERISTICS ($A_T T_A = 25^\circ\text{C}$ UNLESS OTHERWISE NOTED)			
PARAMETER	SYMBOL	VALUE	UNITS
MAXIMUM FORWARD VOLTAGE AT 1mA	V_F	0.37	V
MAXIMUM DC REVERSE CURRENT AT 10V	I_R	1.0	μA
TOTAL CAPACITANCE (NOTE 1)	C_T	2	pF
CIRCUIT FIGURE		COMMON CATHODE	

NOTE: 1. $V_R=1\text{V}, f=1\text{MHz}$

2. FR-5 BOARD = 1.0 x 0.75 x 0.062 IN.



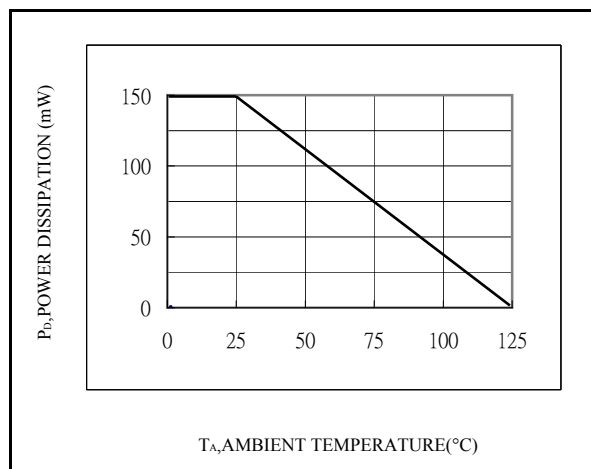


Fig.1-POWER DERATING CURVE

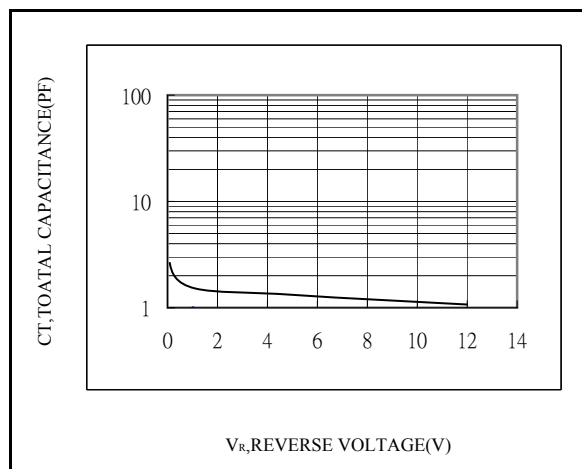


Fig.2-TYPICAL CAPACITANCE VS.REVERSE VOLTAGE

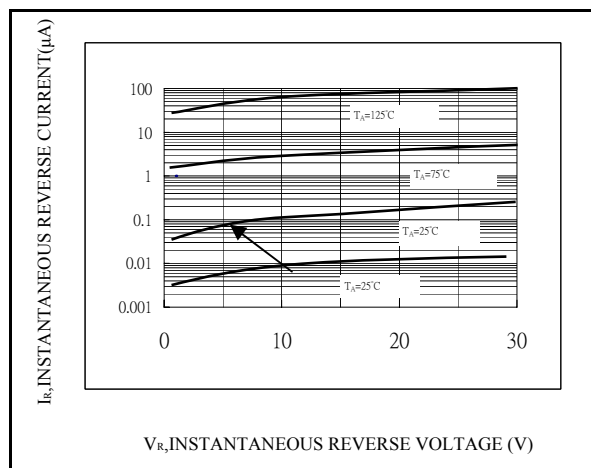


Fig.3- TYPICAL REVERSE CHARACTERISTICS

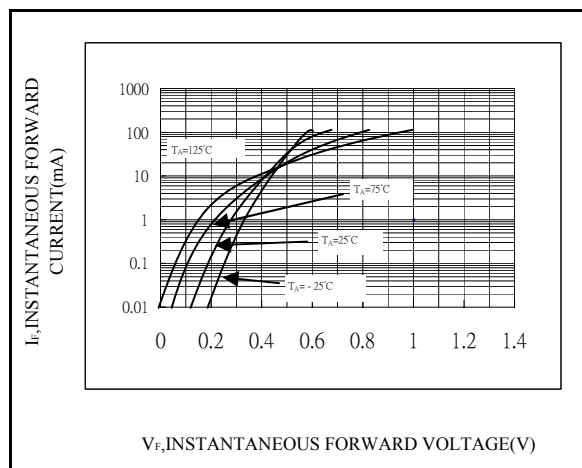


Fig.4- FORWARD CHARACTERISTIC