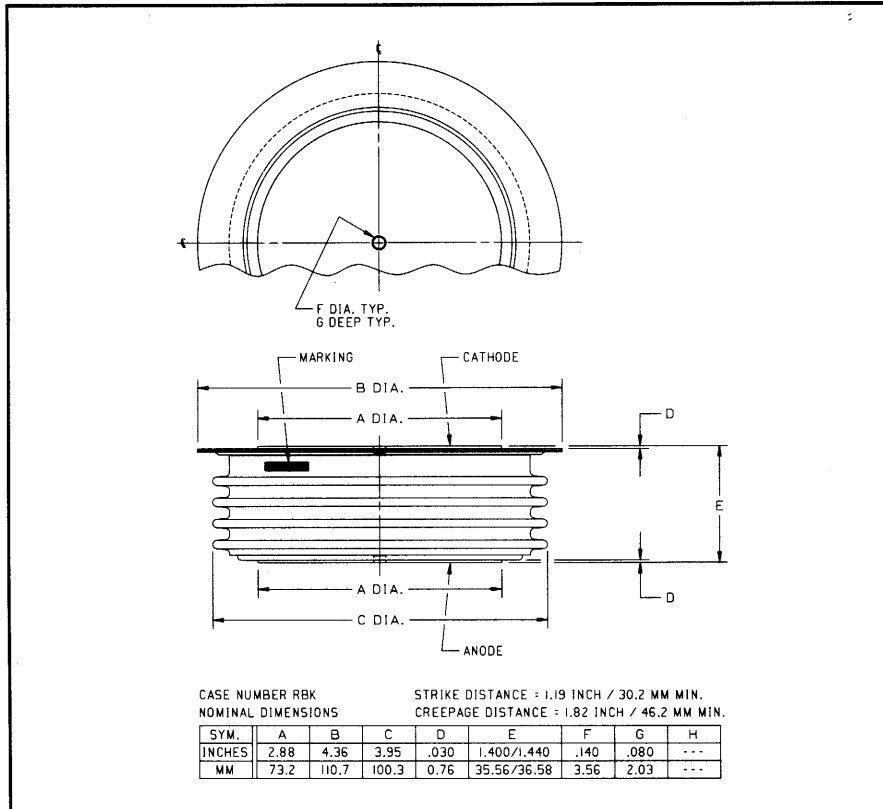



Powerex, Inc., 200 Hillis Street, Youngwood, Pennsylvania 15697-1800 (412) 925-7272
 Powerex, Europe, S.A. 428 Avenue G. Durand, BP107, 72003 Le Mans, France (43) 41.14.14

**High Power
 General Purpose
 Rectifier**
 4000 Amperes Average
 3200 Volts



RBK8 4000A (Outline Drawing)



RBK8 4000A
 High Power
 General Purpose Rectifier
 4000 Amperes Average, 3200 Volts

Ordering Information:

Select the complete 8 digit part number you desire from the table below.

Type	Voltage	Current	Typical Recovery Time
	V_{RRM} (Volts)	$I_T(av)$ (A)	t_{rr} (μ sec)
RBK8	24 28 32	40	XX
	2400V 2800V 3200V	4000A	25 μ sec

Description:

Powerex High Power Rectifiers are designed for use in applications requiring reliable general purpose rectification of high currents.

Features:

- Low Forward Voltage
- Low Thermal Impedance
- Hermetic Packaging
- Excellent Surge and I^2t Ratings

Applications:

- Power Supplies
- AC and DC Motor Control
- VAR Generators



Powerex, Inc., 200 Hillis Street, Youngwood, Pennsylvania 15697-1800 (412) 925-7272
Powerex, Europe, S.A. 428 Avenue G. Durand, BP107, 72003 Le Mans, France (43) 41.14.14

RBK8 4000A
High Power General Purpose Rectifier
4000 Amperes Average, 3200 Volts

Absolute Maximum Ratings

Characteristics	Symbol	RBK8 4000A	Units
Non-repetitive Transient Peak Reverse Voltage	V_{RSM}	$V_{RRM} + 200V$	Volts
RMS Forward Current, $T_C = 82^\circ C$	$I_{F(rms)}$	6280	Amperes
Average Current 180° Sine Wave, $T_C = 82^\circ C$	$I_{F(av)}$	4000	Amperes
RMS Forward Current, $T_C = 55^\circ C$	$I_{F(rms)}$	7615	Amperes
Average Current 180° Sine Wave, $T_C = 55^\circ C$	$I_{F(av)}$	4850	Amperes
Peak One Cycle Surge Forward Current (Non-repetitive) 60Hz	I_{fsm}	50000	Amperes
Peak One Cycle Surge Forward Current (Non-repetitive) 50Hz	I_{fsm}	45600	Amperes
i^2t (for Fusing) for One Cycle, 60Hz	i^2t	10.4×10^6	A^2sec
Operating Temperature	T_j	-40 to +160°C	°C
Storage Temperature	T_{stg}	-40 to +175°C	°C
Approximate Weight		3.5	lb.
		1.6	kg
Mounting Force		6000 to 10000	lb.
		26.6 to 44.4	kN



Powerex, Inc., 200 Hillis Street, Youngwood, Pennsylvania 15697-1800 (412) 925-7272
 Powerex, Europe, S.A. 428 Avenue G. Durand, BP107, 72003 Le Mans, France (43) 41.14.14

RBK8 4000A
High Power General Purpose Rectifier
 4000 Amperes Average, 3200 Volts

Electrical Characteristics, $T_j = 25^\circ\text{C}$ Unless Otherwise Specified

Characteristics	Symbol	Test Conditions	Min.	Typ.	Max.	Units
Peak Reverse Leakage Current	I_{RRM}	$T_j = 160^\circ\text{C}, V_R = V_{RRM}$			100	mA
Forward Voltage Drop	V_{FM}	$I_{FM} = 3000\text{A}, \text{Duty Cycle} < 0.1\%$			1.15	Volts
Threshold Voltage, Low-level	$V_{(TO)1}$	$T_j = 160^\circ\text{C}, I = 15\%, I_{T(av)}$ to $\pi I_{T(av)}$			0.69989	Volts
Slope Resistance, Low-level	r_{T1}				0.09373	m Ω
Threshold Voltage, High-level	$V_{(TO)2}$	$T_j = 160^\circ\text{C}, I = \pi I_{T(av)}$ to I_{TSM}			0.81274	Volts
Slope Resistance, High-level	r_{T2}				0.08419	m Ω
V_{TM} Coefficients, Low-level		$T_j = 160^\circ\text{C}, I = 15\% I_{T(av)}$ to $\pi I_{T(av)}$				
					$A_1 = 0.28047$	
					$B_1 = 0.0599$	
					$C_1 = 8.147\text{E-}05$	
					$D_1 = 7.566\text{E-}05$	
V_{TM} Coefficients, High-level		$T_j = 160^\circ\text{C}, I = \pi I_{T(av)}$ to I_{TSM}				
					$A_2 = 0.28738$	
					$B_2 = 0.05892$	
					$C_2 = 8.145\text{E-}05$	
					$D_2 = 3.1\text{E-}05$	
Typical Reverse Recovery Time	t_{rr}	$T_C = 25^\circ\text{C}, I_{FM} = 1500\text{A},$ $di_R/dt = 25\text{A}/\mu\text{sec}$		25		μsec

Thermal Characteristics

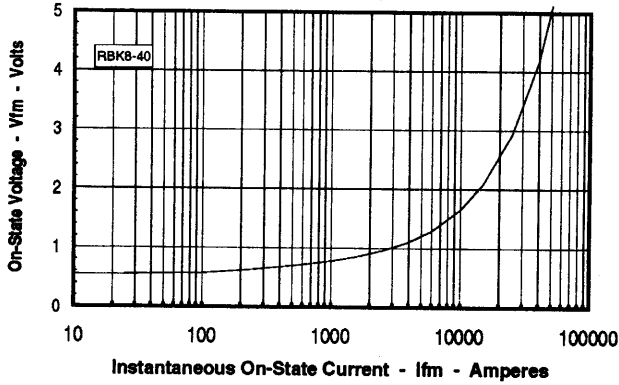
Maximum Thermal Resistance, Double Sided Cooling						
Junction-to-Case	$R_{\theta(j-c)}$				0.0115	$^\circ\text{C}/\text{W}$
Case-to-Sink	$R_{\theta(c-s)}$				0.002	$^\circ\text{C}/\text{W}$



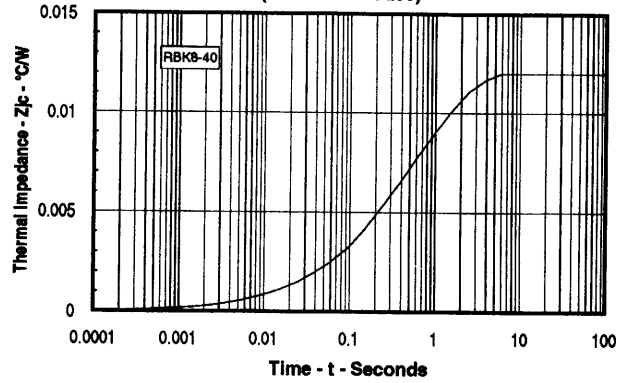
Powerex, Inc., 200 Hillis Street, Youngwood, Pennsylvania 15697-1800 (412) 925-7272
 Powerex, Europe, S.A. 428 Avenue G. Durand, BP107, 72003 Le Mans, France (43) 41.14.14

RBK8 4000A
High Power General Purpose Rectifier
 4000 Amperes Average, 3200 Volts

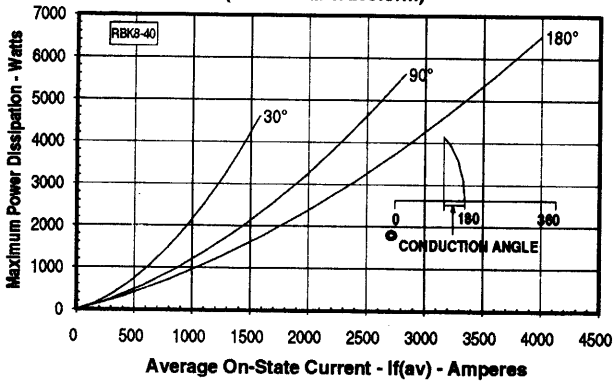
Maximum On-State Forward Voltage Drop
 ($T_J = 160^\circ\text{C}$)



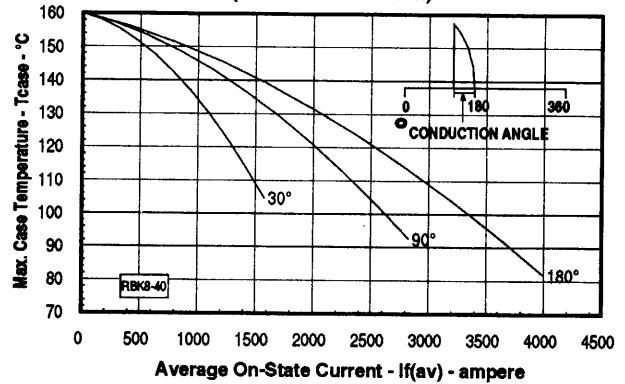
Maximum Transient Thermal Impedance
 (Junction to Case)



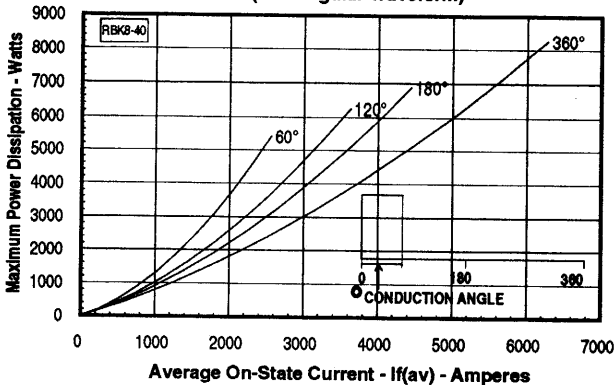
Maximum On-State Power Dissipation
 (Sinusoidal Waveform)



Maximum Allowable Case Temperature
 (Sinusoidal Waveform)



Maximum On-State Power Dissipation
 (Rectangular Waveform)



Maximum Allowable Case Temperature
 (Rectangular Waveform)

