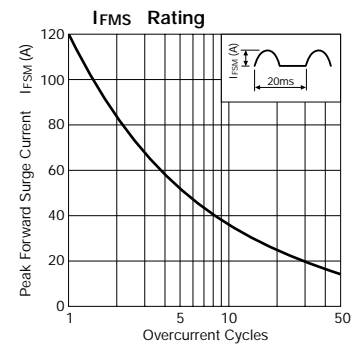
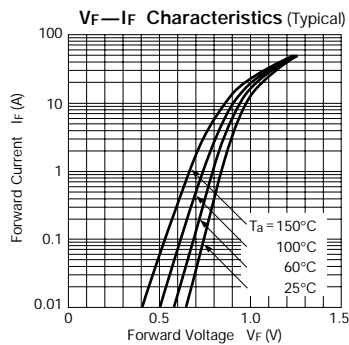
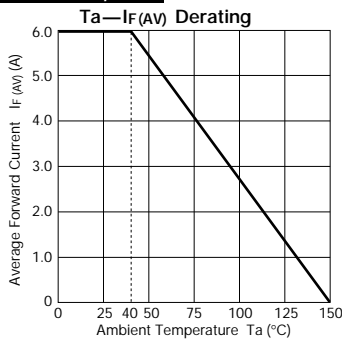


# Bridge Diodes

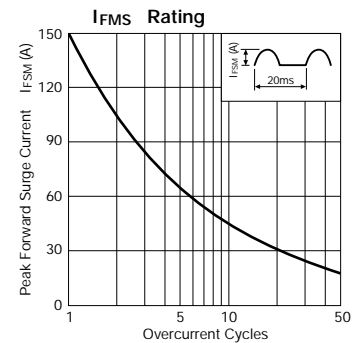
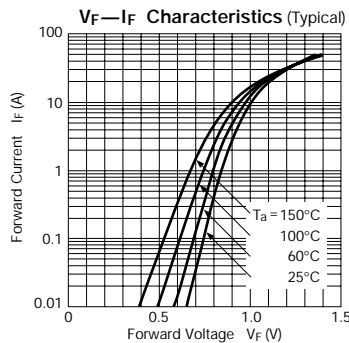
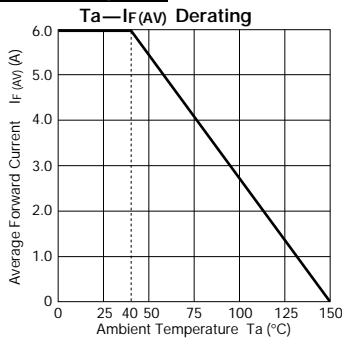
Type No.	Parameter	Absolute Maximum Ratings					Electrical Characteristics (Ta=25°C)				Others	
		V <sub>RM</sub> (V)	I <sub>F(AV)</sub> (A) With Heatsink	I <sub>FSM</sub> (A) 50Hz Half-cycle Sinewave Single Shot	T <sub>J</sub> (°C)	T <sub>stg</sub> (°C)	V <sub>F</sub> (V) max per element	I <sub>F</sub> (A)	I <sub>R</sub> (μA) V <sub>R</sub> = V <sub>RM</sub> max per element	I <sub>R</sub> (H) (μA) V <sub>R</sub> = V <sub>RM</sub> , T <sub>J</sub> = 100°C max per element	R <sub>th(j-c)</sub> (°C/W)	Mass (g)
RBV-601		100	6.0	120	-40 to +150	1.00	3.0	10	100	3.0	6.45	Ⓐ
RBV-602		200										
RBV-604		400										
RBV-606		600										
RBV-608		800										
*RBV-606H		600										

\* RBV-606H t<sub>rr</sub> 5.0μs

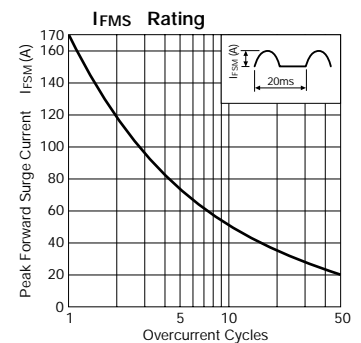
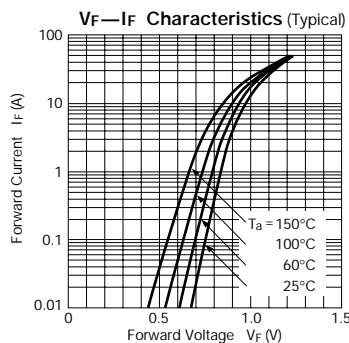
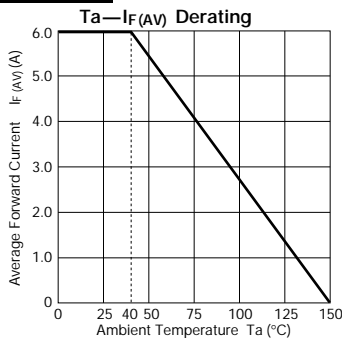
## RBV-601, 602



## RBV-604, 606



## RBV-608

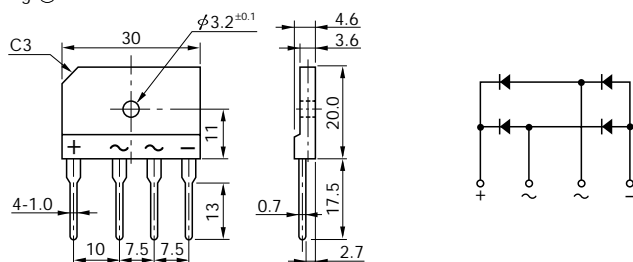


## External Dimensions

(Unit: mm)

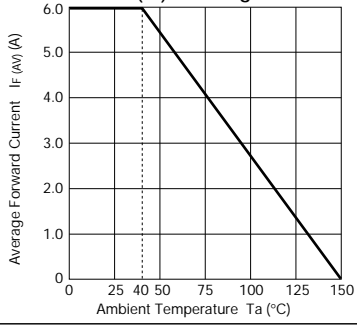
Flammability:  
UL94V-0 or Equivalent

Fig. Ⓐ

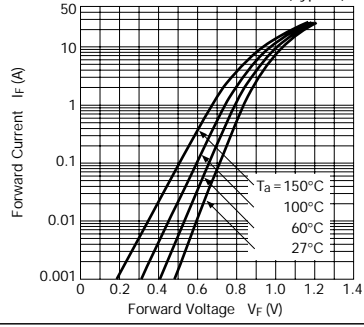


**RBV-606H**

**T<sub>a</sub>—I<sub>F(AV)</sub> Derating**



**V<sub>F</sub>—I<sub>F</sub> Characteristics (Typical)**



**I<sub>FMS</sub> Rating**

