

Silicon Bridge Rectifiers

RBV4005--RBV410

FEATURES

- Ideal for printed circuit board
- Reliable low cost construction utilizing molded plastic technique results in inexpensive product
- Surge overload rating: 80 amperes peak



Lead-free

MAXIMUM RATINGS AND ELECTRICAL CHARACTERISTICS

Ratings at 25°C ambient temperature unless otherwise specified.

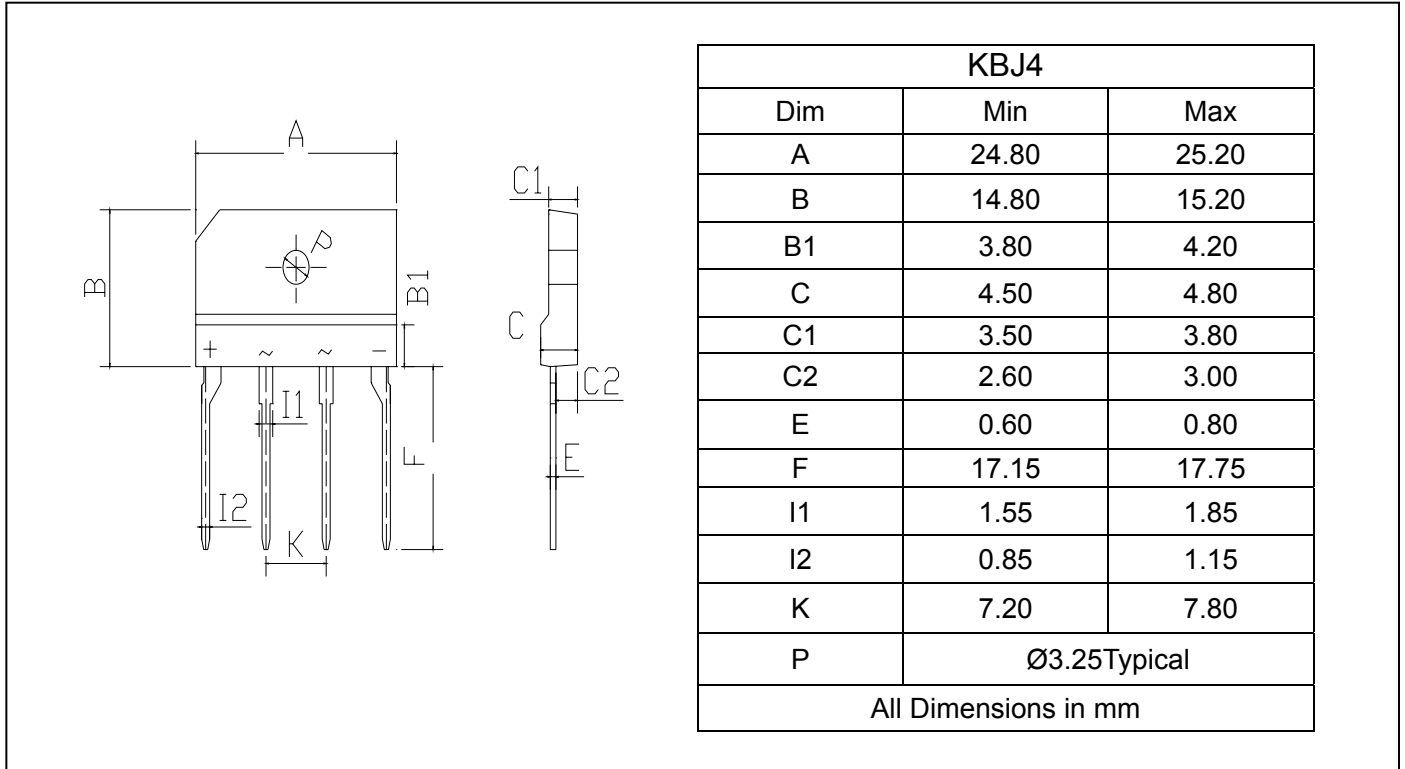
Single phase, half wave, 60 Hz, resistive or inductive load. For capacitive load, derate by 20%.

| | | RBV 4005 | RBV 401 | RBV 402 | RBV 404 | RBV 406 | RBV 408 | RBV 410 | UNITS |
|--|-------------|-----------------|------------|------------|------------|------------|------------|------------|------------------|
| Maximum recurrent peak reverse voltage | V_{RRM} | 50 | 100 | 200 | 400 | 600 | 800 | 1000 | V |
| Maximum RMS voltage | V_{RMS} | 35 | 70 | 140 | 280 | 420 | 560 | 700 | V |
| Maximum DC blocking voltage | V_{DC} | 50 | 100 | 200 | 400 | 600 | 800 | 1000 | V |
| Maximum average forward Output current @ $T_C=50^\circ\text{C}$ | $I_{F(AV)}$ | 4.0 | | | | | | | A |
| Peak forward surge current 8.3ms single half-sine-wave superimposed on rated load | I_{FSM} | 80 | | | | | | | A |
| Maximum instantaneous forward voltage @2.0A | V_F | 1.0 | | | | | | | V |
| Maximum reverse current @ $T_A=25^\circ\text{C}$ at rated DC blocking voltage @ $T_A=100^\circ\text{C}$ | I_R | 10 100 | | | | | | | μA |
| Operating junction temperature range | T_J | - 55 ---- + 150 | | | | | | | $^\circ\text{C}$ |
| Storage temperature range | T_{STG} | - 55 ---- + 150 | | | | | | | $^\circ\text{C}$ |

Silicon Bridge Rectifiers

RBV4005--RBV410

PACKAGE OUTLINE DIMENSIONS



PACKAGE INFORMATION

| Device | Package | Shipping |
|----------------|---------|---------------|
| RBV4005-RBV410 | KBJ4 | 250 Units/Box |

Silicon Bridge Rectifiers

RBV4005--RBV410

FIG.1 -- PEAK FORWARD SURGE CURRENT

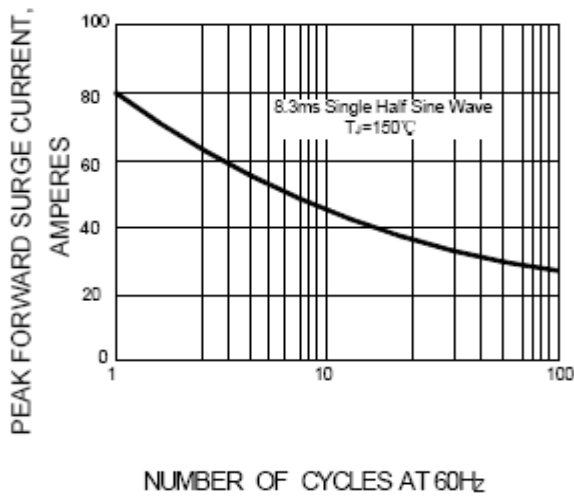


FIG.2 -- FORWARD DERATING CURVE

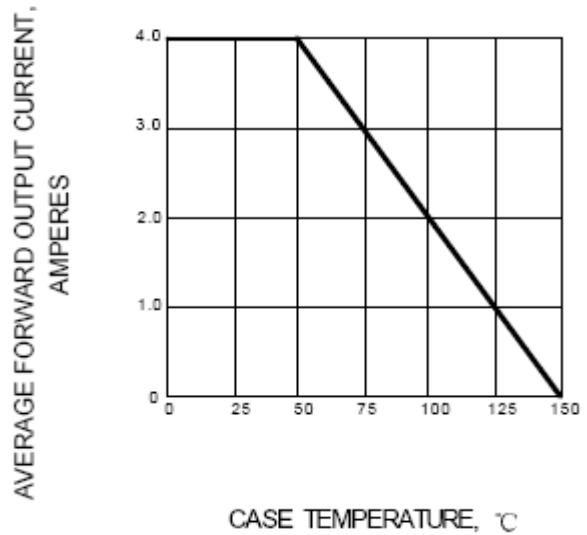


FIG.3 -- TYPICAL FORWARD CHARACTERISTIC

