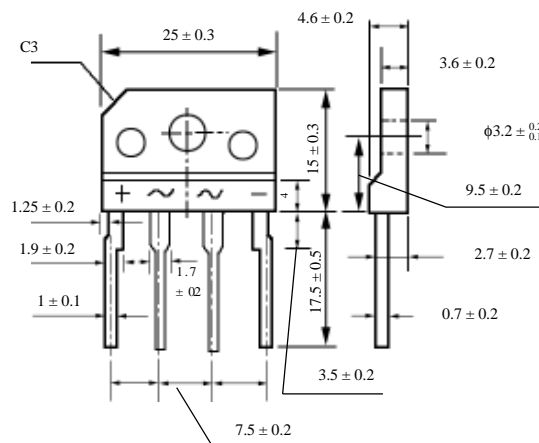


**RBV401G – RBV407G
D3SB10 – D3SB80**

**4.0A 桥式整流器
4.0A BRIDGE RECTIFIERS**

最大额定值、电性 MAXIMUM RATINGS AND ELECTRICAL CHARACTERISTICS
Ratings at 25°C ambient temperature unless otherwise specified. Single phase, half wave, 60Hz, resistive or inductive load. For capacitive load, derate current by 20%.

型号 TYPE		最大反向峰值电压 Maximum Peak Reverse Voltage	最大平均正向电流 Maximum Average Forward Output Current @T _A =50°C	最大正向浪涌电流 Maximum Forward Surge Current @ 8.3ms Superimposed	最大正向峰值电压 Maximum DC Forward Voltage drop per element at I _F =2.0ADC	最大反向电流 Maximum DC Reverse Current at rated DC Blocking Voltage per element		结温 Operating Junction Temperature	外型尺寸 Package Dimensions
		PRV	I _O	I _{FM} (Surge)	V _F	I _R		T _J	
		V _{PK}	A _{AV}	A _{PK}	V _{PK}	25°CCTA μADC	125°CCTA μADC	°C	
RBV401G	D3SB10	100	4.0	120	1.05	10	500	150	D3 – SB
RBV402G	D3SB20	200							
RBV404G	D3SB40	400							
RBV406G	D3SB60	600							
RBV408G	D3SB80	800							



D3 – SB

RBV401G-RBV408G D3SB10-D3SB80

桥式整流器额定值与特性曲线

BRIDGE RECTIFIERS RATING AND CHARACTERISTIC CURVES

FIG. 1 - FORWARD CURRENT DERATING CURVE

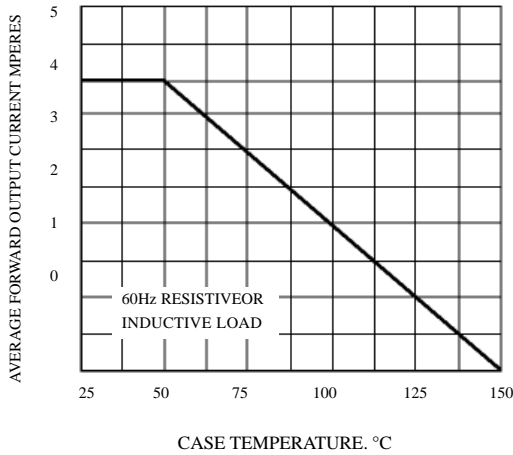


FIG. 2 - MAXIMUM NON-REPETITIVE SURGE CURRENT

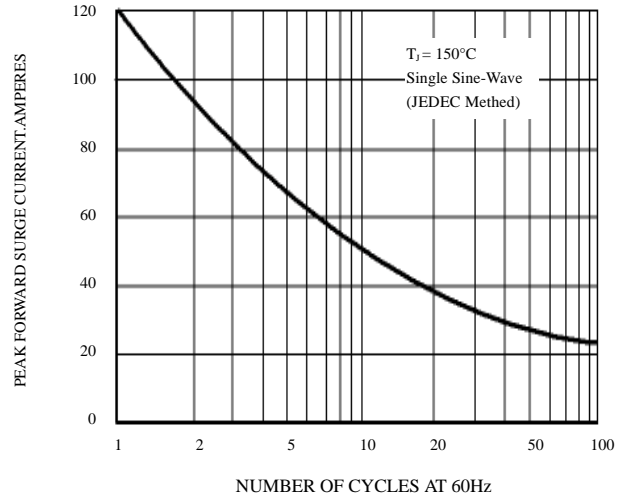


FIG. 3 - TYPICAL FORWARD CHARACTERISTICS

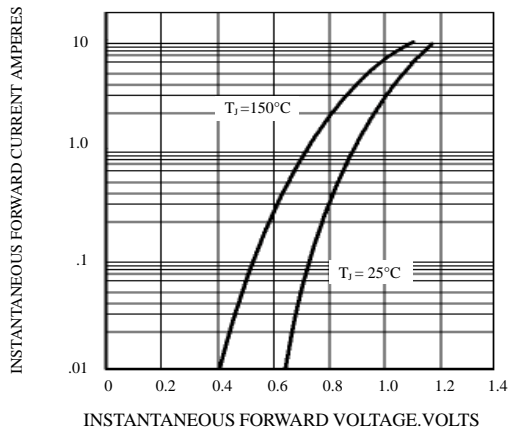


FIG. 4 - TYPICAL REVERSE CHARACTERISTICS

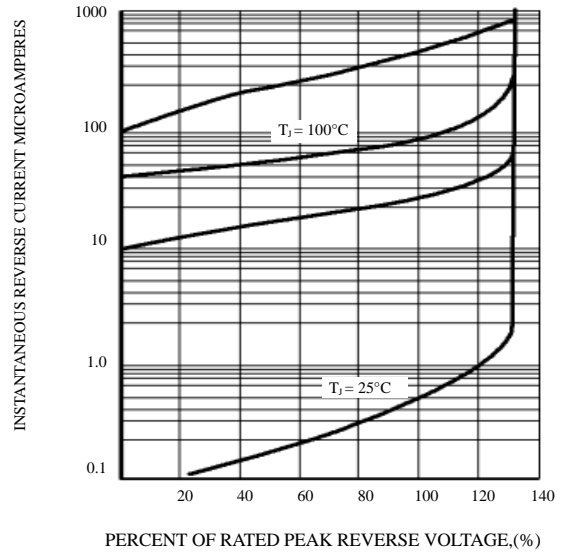


FIG. 5 - TYPICAL JUNCTION CAPACITANCE

