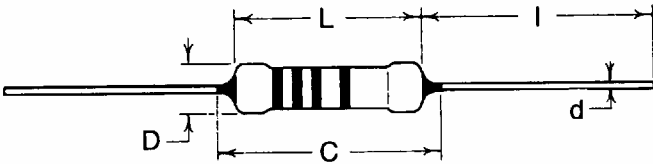


LEADED GENERAL PURPOSE

- Two times the power rating of the standard body size.
- Suitable for automatic machine insertion
- Flameproof coating is available by adding "FP" to the part number.



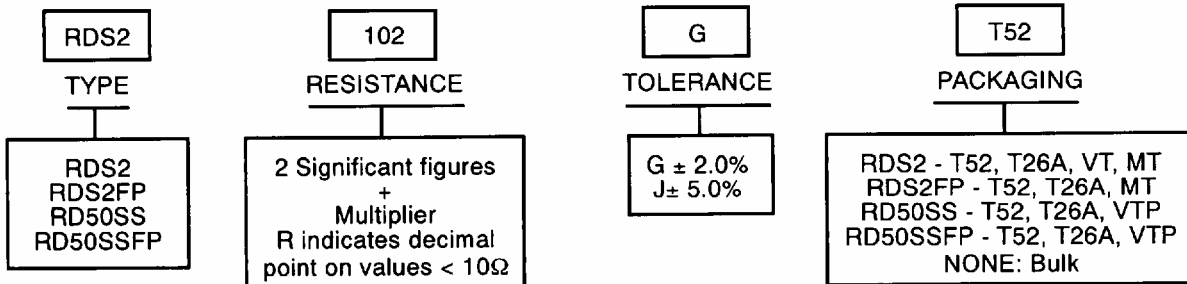
DIMENSIONS (in/mm)

TYPE	L (reference)	C (max)	D	d	l
RDS2	$\frac{0.126}{3.2}$	$\frac{0.165}{4.2}$	$\frac{0.067 \pm 0.008}{1.7 \pm 0.2}$	$\frac{0.018 \pm 0.002}{0.45 \pm 0.05}$	$\frac{1.18 \pm 0.12}{30.0 \pm 3.0}$
RD50SS	$\frac{0.248}{6.3}$	$\frac{0.280}{7.1}$	$\frac{0.098 \pm 0.02}{2.5 \pm 0.5}$	$\frac{0.024 \pm 0.002}{0.60 \pm 0.05}$	

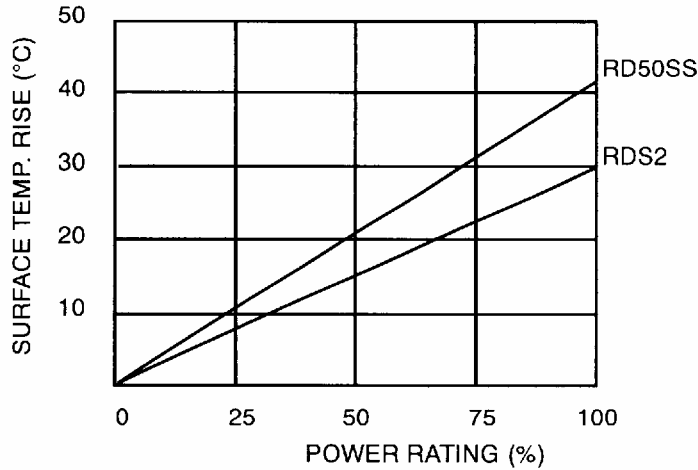
RATINGS

TYPE	POWER RATING @70°C	BODY COLOR	MAX WORKING VOLTAGE	MAX OVERLOAD VOLTAGE	DIELECTRIC WITHSTANDING VOLTAGE	OPERATING TEMP. RANGE	RESISTANCE RANGE	
							G(±2%) E-24	J(±5) E-24
RDS2	0.25W	Ivory	250V	500 V	300 V	-55°C to +155°C	10Ω - 330KΩ	2.2Ω - 1.0MΩ
RDS2FP		Green					10Ω - 100KΩ	
RD50SS	0.5W	Ivory	350 V	700 V	700 V		10Ω - 1.0 MΩ	2.2Ω - 5.1 MΩ
RD50SSFP		Green					10Ω - 1.0 MΩ	2.2Ω - 1.0 MΩ

ORDERING AND SPECIFYING INFORMATION



PERFORMANCE CHARACTERISTICS



PARAMETER	RDS2 RDS2FP	RD50SS RD50SSFP
Temperature Coefficient (ppm/°C) maximum		
≤ 100Ω	±300	±300
> 100Ω ≤ 10K	-300	-300
> 10K ≤ 100K	-600	-600
> 100K ≤ 330K	-1000	-1000
> 330K	-2000	-2000
Short-Time Overload	±(0.5% + 0.05Ω)	±(0.5% + 0.05Ω)
Resistance to Solder Heat	±(0.3% + 0.05Ω)	±(0.3% + 0.05Ω)
Moisture Resistance	±1.5%	±1.5%
Load Life 1000 Hrs.	±1.5%	±1.5%
Temperature Cycling	±(0.3% + 0.05Ω)	±(0.3% + 0.05Ω)
Vibration	±(0.2% + 0.05Ω)	±(0.2% + 0.05Ω)
Terminal Strength	±(0.2% + 0.05Ω)	±(0.2% + 0.05Ω)
Current Noise	< 1.0μv/v	<1.0μv/v
Voltage Coefficient	< 50ppm	<50ppm
Low Temperature Operation	±(0.5% + 0.05Ω)	±(0.5% + 0.05Ω)