

**INTRODUCE:**

HVGT high voltage silicon rectifier diodes is made of high quality silicon wafer chip and high reliability epoxy resin sealing structure, and through professional testing equipment inspection qualified after to customers.

**FEATURES:**

1. Fast switching.
2. High reliability.
3. High current capability.
4. Conform to RoHS and SGS.
5. Epoxy resin molded in vacuumHave anticorrosion in the surface.

**APPLICATIONS:**

1. Rectifier for high voltage power supply.
2. High voltage transformer rectifier.
3. Doubler rectifier circuit.
4. Accelerator power supply.

**MECHANICAL DATA:**

1. Case: epoxy resin molding.
2. Terminal: welding axis.
3. Net weight: 0.32 grams (approx).

**SHAPE DISPLAY:**

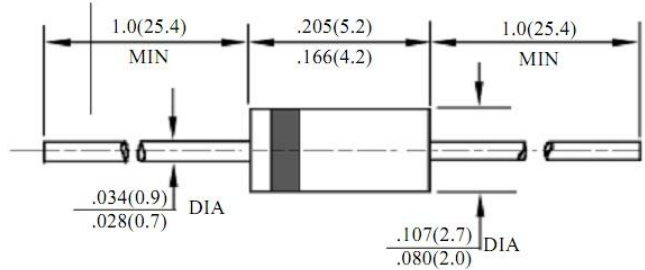


**SIZE: (Unit:mm)**

**HVGT NAME: DO-41**

**DO-41 Series**

Lead Diameter 0.9mm



Unit: inches / mm

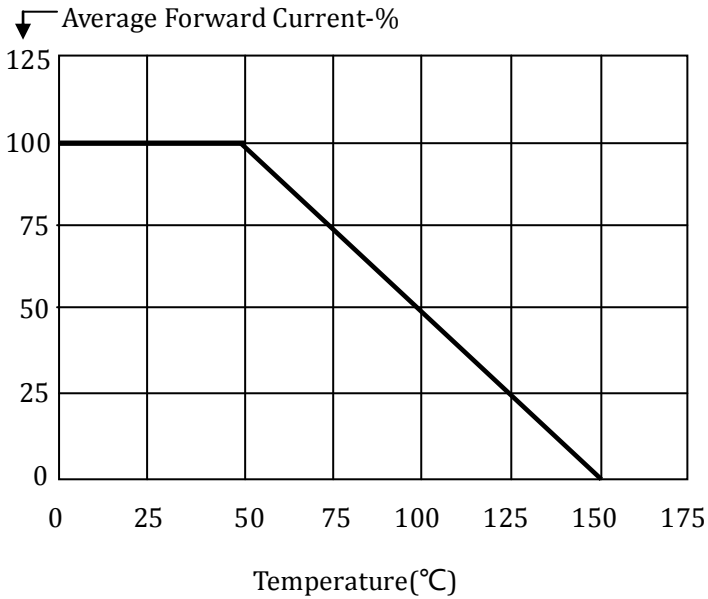
**MAXIMUM RATINGS AND CHARACTERISTICS:** (Absolute Maximum Ratings)

Items	Symbols	Condition	Data Value	Units
Repetitive Peak Reverse Voltage	$V_{RRM}$	$T_A=25^{\circ}C$	2000	V
Maximum RMS Reverse Voltage	$V_{RMS}$	$T_A=25^{\circ}C$	1400	V
Maximum DC Blocking Voltage	$V_R$	$T_A=25^{\circ}C$	2000	V
Average Forward Current Maximum	$I_o$	$T_{OIL}=50^{\circ}C$	200	mA
Non-Repetitive Forward Surge Current	$I_{FSM}$	$T_A=25^{\circ}C$ ; 60Hz Half-Sine Wave; 8.3ms	30	A
Junction Temperature	$T_j$		150	$^{\circ}C$
Allowable Operation Case Temperature	$T_c$		-65~+150	$^{\circ}C$
Storage Temperature	$T_{STG}$		-65~+150	$^{\circ}C$

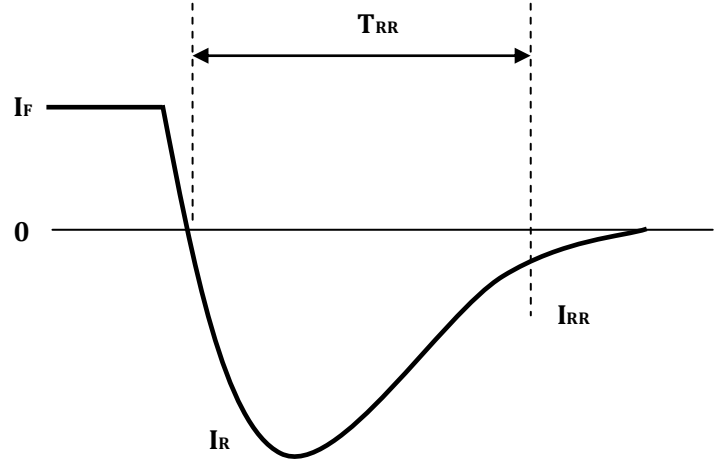
**ELECTRICAL CHARACTERISTICS:**  $T_A=25^{\circ}C$  (Unless Otherwise Specified)

Items	Symbols	Condition	Data value	Units
Maximum Forward Voltage Drop	$V_{FM}$	at $25^{\circ}C$ ; at $I_{FAVM}$	4.0	V
Maximum Reverse Current	$I_{R1}$	at $25^{\circ}C$ ; at $V_{RRM}$	5.0	$\mu A$
	$I_{R2}$	at $100^{\circ}C$ ; at $V_{RRM}$	100	$\mu A$
Maximum Reverse Recovery Time	$T_{RR}$	at $25^{\circ}C$ ; $I_F=0.5I_R$ ; $I_R=I_{FAVM}$ ; $I_{RR}=0.25I_R$	500	nS
Junction Capacitance	$C_j$	at $25^{\circ}C$ ; $V_R=4.0V$ ; $f=1MHz$	30	pF

**Forward Current Derating Curve**

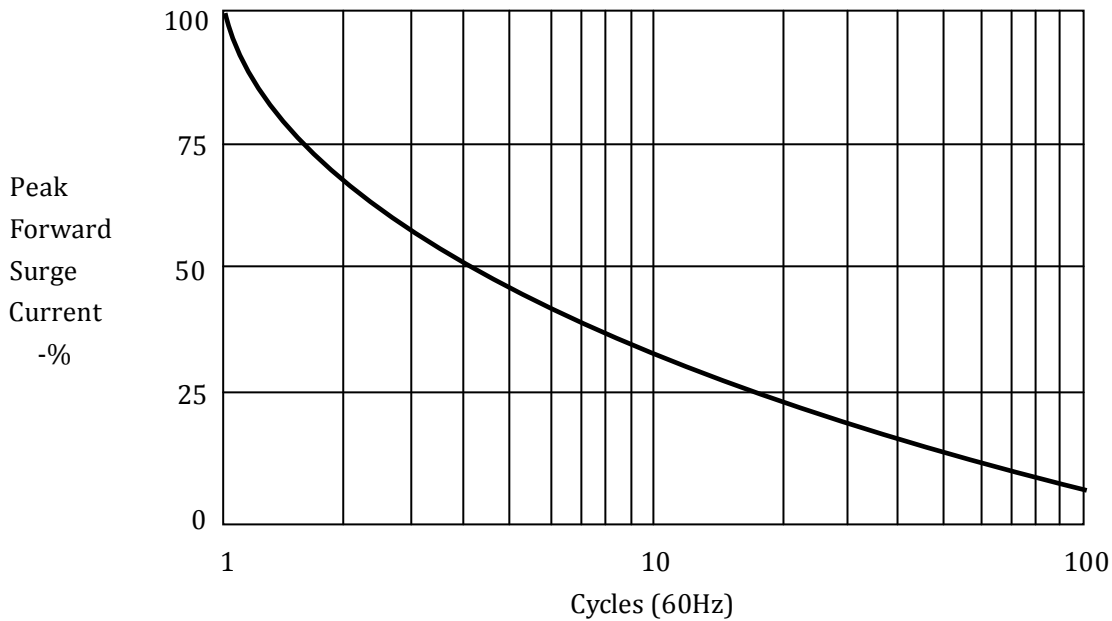


**Reverse Recovery Measurement Waveform**



Typical data capture points:  $I_F = 0.5I_R$ ,  $I_R, I_{RR} = 0.25I_R$   
 $I_R$  is typically the rated average forward current maximum ( $I_{FAVM}$ ) of the D.U.T

**Non-Repetitive Surge Current**

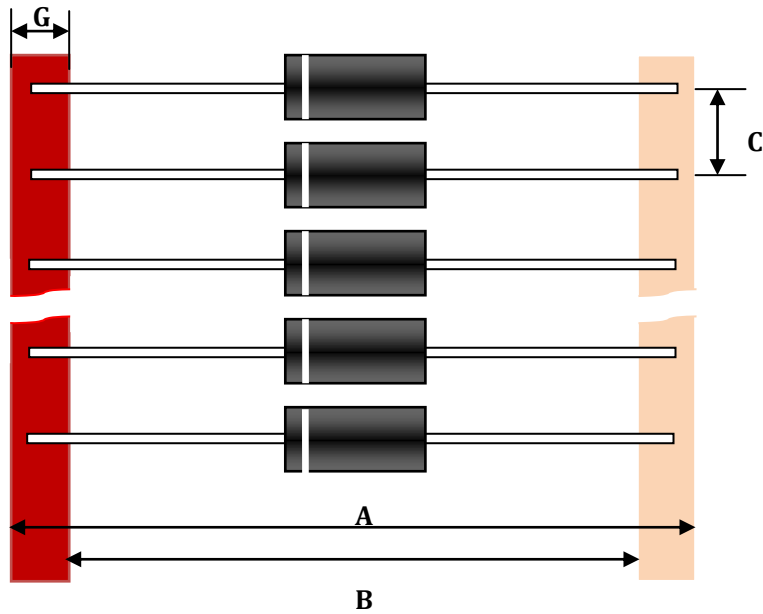


Marking	Type	Code	Cathode Mark
	RFC2K	RFC2K HVGT	

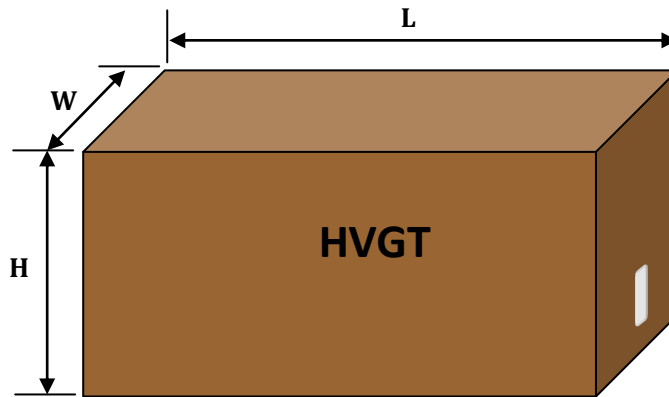
**PACKING INFORMATION:**

**Tape size:**

A=65.0mm  
 B=52.0mm  
 C=5.0mm  
 G=6.0mm



**Carton packaging:**



Box	Box size: (mm)	Quantity of packing: (pcs)	Gross weight: (kg)
Minimum packing box:	L260 x H145 x W80	5,000	1.18
Outside packed cartons:	L415 x H315 x W275	50,000	12.60