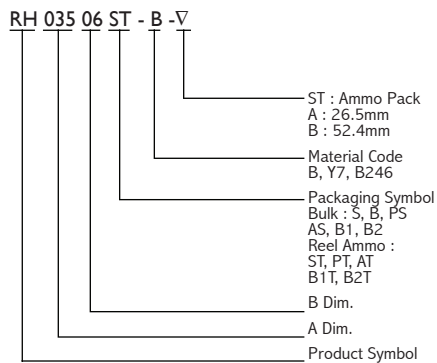


## EMI Shield Beads DIP/RH TYPE

# RH TYPE Series



### PRODUCT IDENTIFICATION



- YAGEO the part number of lead-free products will be added "-N" after original one as identification.  
Ex: RH025015 □ -B ▽ -N

### APPLICATIONS

Prevention of high frequency EMI from video and acoustic communication units as well as other electronic devices.

### FEATURES

The Filters Suppress Voltage & Current Spikes Within the Circuit, Providing Protection to Semiconductor Devices

The filter can be mounted directly onto the leads of components utilizing no additional space.

When these products are placed in series with diodes, they more effectively suppress transient current changes which cause noise than other methods.

Best designed and tested to offer perfect space utilization and accurate impedance.

### OUTLINE

YAGEO EMI / RFI filters are useful for suppressing noise mainly of low impedance circuits. it can effectively absorb any given spectrum of noise by selecting the appropriate ferrite material.

These filters are comparatively inexpensive easily installed. The most important thing is that they attenuate the unwanted noise & EMI without degradation of the informative signal.



## ELECTRICAL PARAMETERS

CATEGORY	SHAPE	PACKING SYMBOL	
		BULK	REEL AMMO
AXIAL		S	ST
RADIAL	Transversal 	S	
Erection		S	PT
		AS	AT
		AS	B1T
Pair		B2	B2T

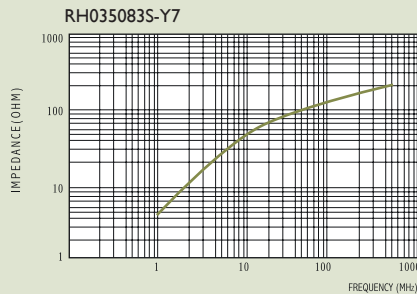
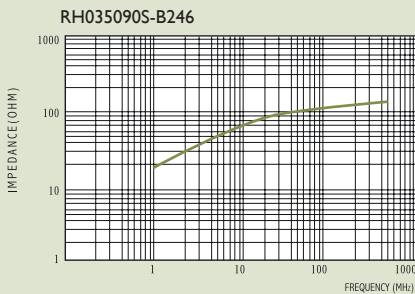
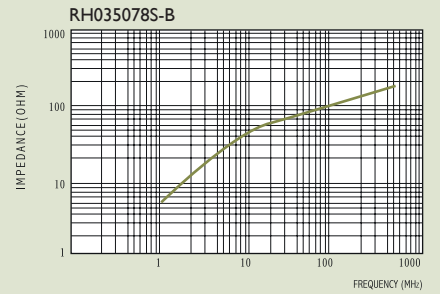
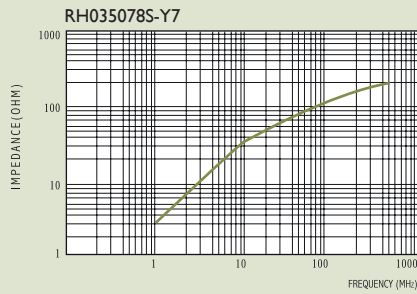
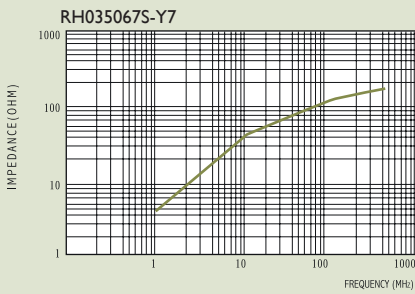
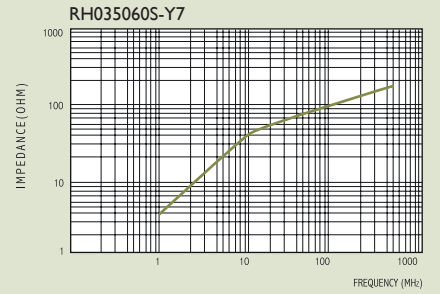
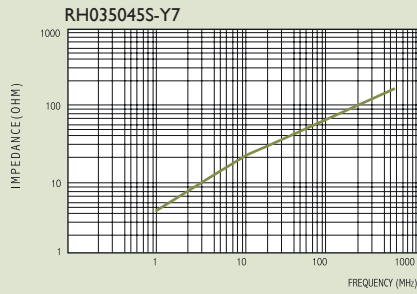
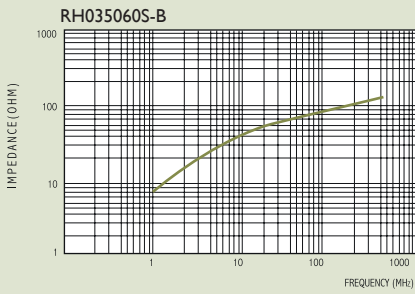
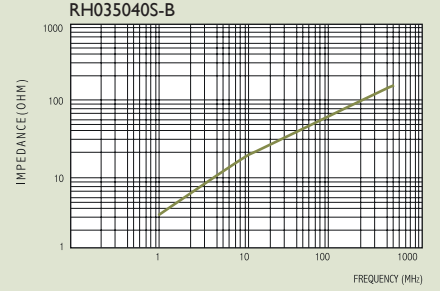
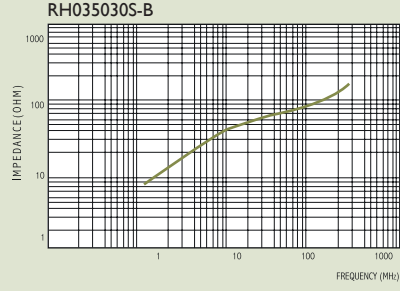
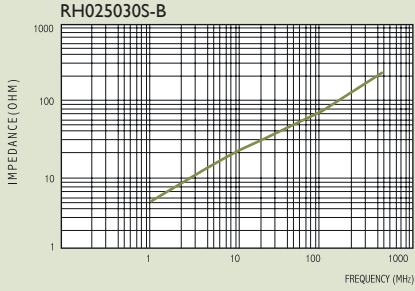


## DIMENSIONS IN MM & ELECTRICAL CHARACTERISTICS

	REMARK	PART NO.	A	B	d	IMPEDANCE MIN.	
						10 MHz	100 MHz
AXIAL	□ : S, ST	RH025015 □ - B - ▽	2.5±0.15	1.5±0.15	0.65	5.0	10.0
	△: A, B	RH02503 □ - B - ▽		3.0±2.0		8.0	25.0
		RH02504 □ - B - ▽		4.0±0.2		12.0	30.0
		RH02507 □ - Y7 - ▽		7.0±0.3		20.0	60.0
		RH03503 □ -B246	3.5±0.2	3.0±0.2	0.65	13.0	35.0
		RH03503 □ -B		3.0±0.2		13.0	35.0
		RH035045 □ -B		4.5±0.2		20.0	45.0
		RH035047 □ -Y7		4.7±0.2		20.0	60.0
		RH03505 □ -B		5.0±0.2		20.0	50.0
		RH03506 □ -Y7		6.0±0.2		20.0	80.0
		RH03506 □ -B		6.0±0.2		25.0	65.0
		RH035078 □ -Y7		7.8±0.3		28.0	90.0
		RH035078 □ -B		7.8±0.3		30.0	85.0
		RH03583 □ -Y7		8.3±0.3		30.0	100.0
		RH03509 □ -B246		9.0±0.4		60.0	100.0
		RH03509 □ -B		9.0±0.4		50.0	80.0
		RH035115 □ -Y7		11.5±0.5		45.0	145.0
		RH03514 □ -B		14.0±0.5		60.0	100.0
		RH08010 □ -B	8.0±0.3	10.0±0.4	0.80	50.0	130.0
	RADIAL		RH035045 B-B	3.5±0.2	4.5±0.2	0.65	20.0
TRANSVERSAL		RH03506 B-B		6.0±0.3		20.0	65.0
		RH03509 B-B246		9.0±0.4		60.0	100.0
RADIAL ERECTION	□ : PS AS B1	RH035045 □ -B	3.5±0.2	4.5±0.2	0.65	20.0	45.0
	PT	RH03506 □ -B		6.0±0.3		25.0	65.0
RADIAL PAIR	□ : B2	RH035045 □ -B	3.5±0.2	4.5±0.2	0.65	20.0	80.0
	B2T	RH03506 □ -Y7		6.0±0.3		25.0	110.0



## ELECTRICAL PARAMETERS



### TEST METER

HP 4287A RF Impedance Analyzer

Test Fixture : HP 16092A Spring Clip Fixture

Test Wire : 0.65 $\phi$  TCW. (L:63mm)

Test Winding : 1/2 Ts.

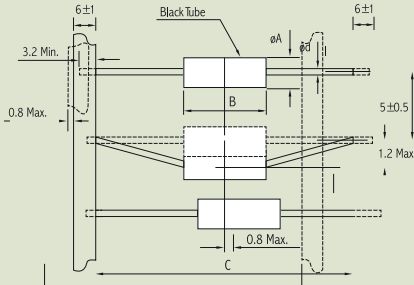


# PACKING SPECIFICATION

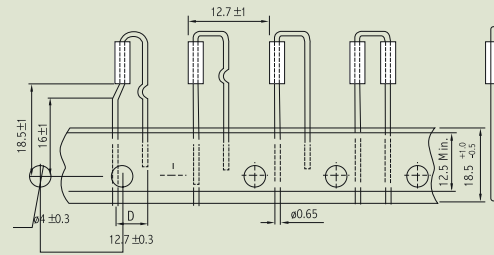
Dimensions : mm

## Packing Dimension

### 1. Axial



### 2. Radial

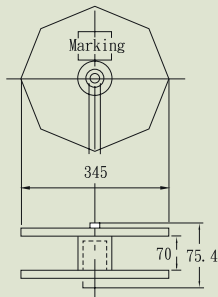


TAPE	BULK	Packing Dimension	LEAD SPACING	CATEGORY	PACKING STYLE	
					TAPE	BULK
C	26.5 <sup>+1.0</sup> <sub>-0.5</sub>	63 ± 3	D	Erection	4.8 ~ 5.8	6.35 ± 1
	52.4 ± 1.5				Pair	5 ± 1

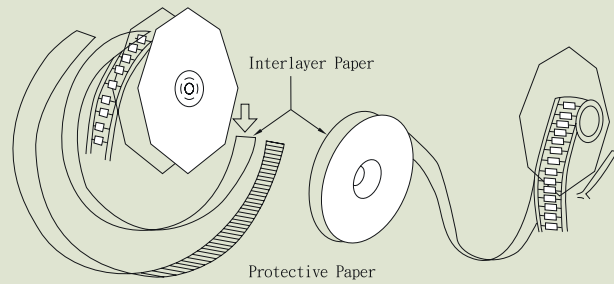
## The Size of Packing Case

	CARTON DIMENSION (A x B x C) mm	PACKING QUANTITY PCS
Reel	350 x 430 x 340	20,000
AMMO Typing	260 x 260 x 224	25,000
	380 x 415 x 385	25,000
Bulk	150 x 75 x 85	30,000

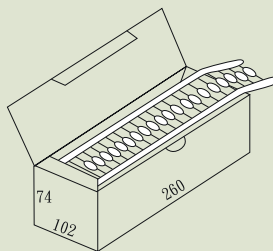
## Reel Dimensions (mm)



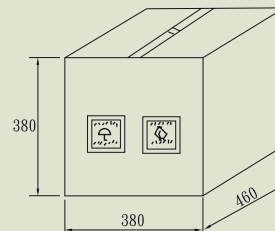
Marking : 1. Product Name 2. Quantity 3. Inspection No.



## Ammo-Packing



## Carton Dimension



Marking : 1. Product Name 2. Quantity 3. Inspection No.