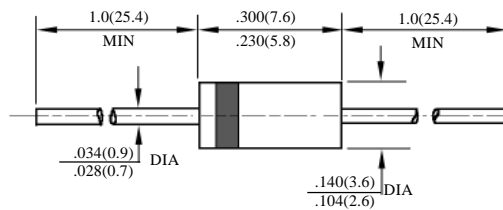


RL151G – RL157G

1.5A 普通玻钝二极管

1.5A GENERAL PURPOSE GPP DIODES

型号 TYPE	最大反向 峰值电压 Maximum Peak Reverse Voltage	最大平均正向电流 Maximum Average Rectified Current @ Half-Wave Resistive Load 60Hz		最大正向浪涌电流 Maximum Forward Peak Surge Current @ 8.3ms Superimposed	最大反向漏电流 Maximum Reverse Current @ PRV @ T <sub>A</sub> =25°C	最大正向电压 Maximum Forward Voltage @ T <sub>A</sub> =25°C		外型尺寸 Package Dimensions
	PRV V <sub>PK</sub>	I <sub>O</sub> @ T <sub>L</sub> A <sub>AV</sub> °C		I <sub>FM</sub> (Surge) A <sub>PK</sub>	I <sub>R</sub> μA <sub>dc</sub>	I <sub>FM</sub> A <sub>PK</sub>	V <sub>FM</sub> V <sub>PK</sub>	
RL151G	50	1.5	70	60	5.0	1.5	1.1	DO-15
RL152G	100							
RL153G	200							
RL154G	400							
RL155G	600							
RL156G	800							
RL157G	1000							



DO – 15

RL151G-RL157G

DO-15 封装 1.5A 普通二极管额定值与特性曲线

RATING & CHARACTERISTIC CURVES OF 1.5A GENERAL DIODES OF DO-15 PACKAGE

FIG. 1 - TYPICAL FORWARD CURRENT DERATING CURVE

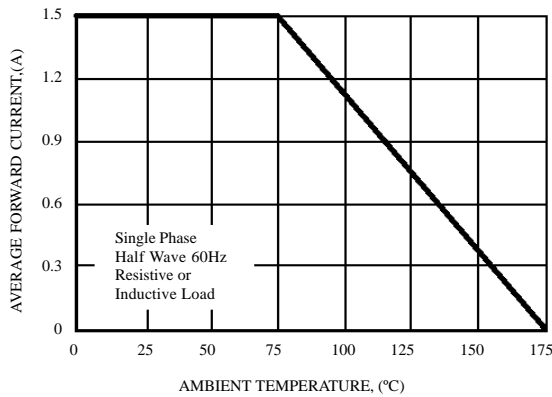


FIG. 2 - TYPICAL INSTANTANEOUS FORWARD CHARACTERISTICS

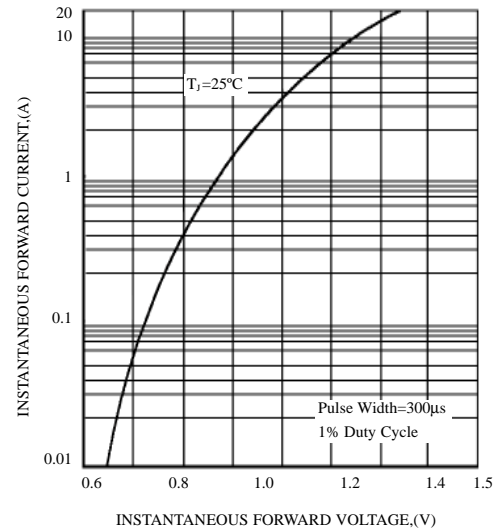


FIG. 3 - MAXIMUM NON-REPETITIVE FORWARD SURGE CURRENT

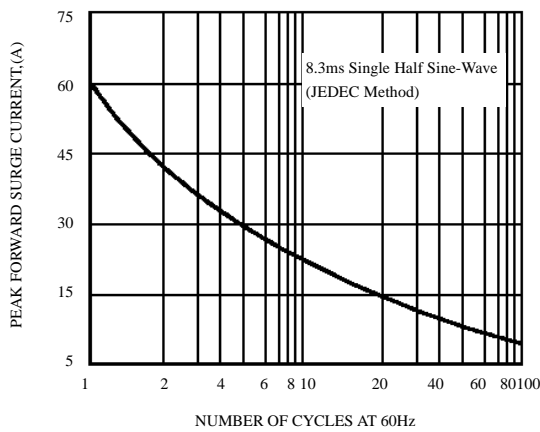


FIG. 4 - TYPICAL REVERSE CHARACTERISTICS

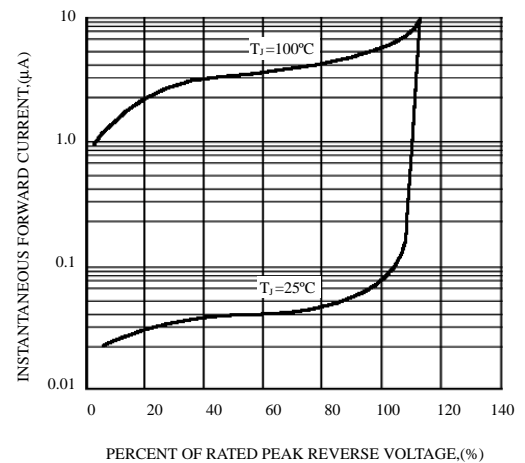


FIG. 5 - TYPICAL JUNCTION CAPACITANCE

