

Metal Film Resistor – Normal & Miniature Style

Features

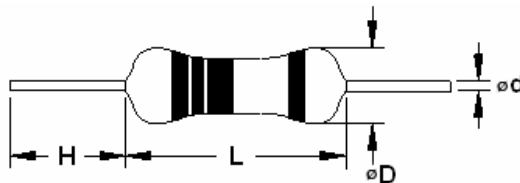
- Low cost
- Non-inductive design, wide resistance range (0.27Ω to 1MΩ)
- Standard tolerance: ±1% (±0.5%, ±0.25% and ±0.1% available)
- Varied temperatures coefficient: ±15ppm/° C, ±25ppm/° C, ±50ppm/° C, ±100ppm/° C
- RoHs compliant



Mechanical Data

- Full MIL-R-10509 performance
- Bulk and 52mm tape and reel standard; ammo pack, cut and formed, and radial Panasert/Avisert available upon request

Dimensions (in mm)



Type		L	D	H	d
RMF08C	RMFS25C	3.4±0.3	1.9±0.2	28±2.0	0.5±0.05
RMF25C	RMFS50C	6.3±0.5	2.4±0.2	28±2.0	0.6±0.05
RMF50C	RMFS1W	9.0±0.5	3.3±0.3	26±2.0	0.6±0.05
RMF 1W	RMFS2W	11.5±1.0	4.5±0.5	35±2.0	0.8±0.05
RMF 2W	--	15.5±1.0	5.0±0.5	33±2.0	0.8±0.05

Metal Film Resistor - Normal & Miniature Style

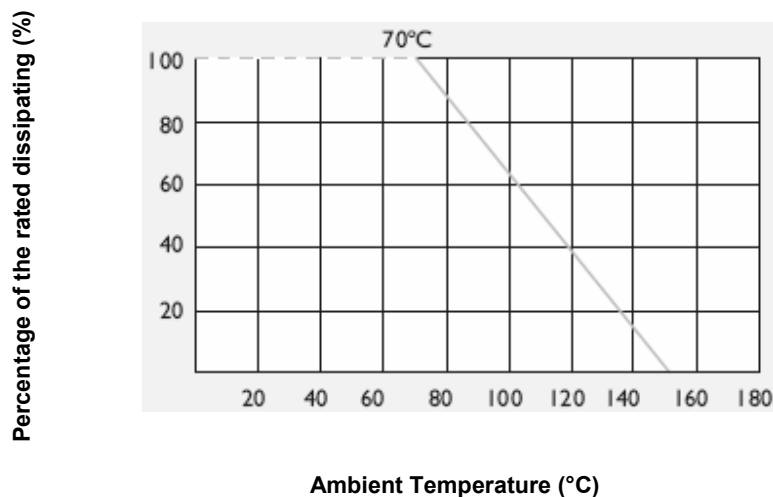
RMF&RMFS Series

Absolute Maximum Ratings & Characteristics

Description	RMF 08C	RMF S25C	RMF 25C	RMF S50C	RMF 50C	RMF S1W	RMF 1W	RMF S2W	RMF 2W	Unit
Power Rating at 70° C	1/8	1/4	1/4	1/2	1/2	1	1	2	2	W
Maximum Working Voltage	200	200	250	300	350	400	500	500	500	V
Maximum Overload Voltage	400	400	500	600	700	800	1000	1000	1000	V
Dielectric Withstanding Voltage	300	400	500	500	500	700	1000	1000	1000	V
Temperature Coefficient	±15ppm/° C, ±25ppm/° C, ±50ppm/° C, ±100ppm/° C									ppm/° C
Resistance Range	±0.5%, ±1%		10~1M							Ω
	±0.1%, ±0.25%		100~100K							
Operating Temperature Range	-55 to +155									° C

Power derating curve

For resistors operate in the ambient temperature over 70°C, loading power ratio will derate in accordance with following curve.



Metal Film Resistor - Normal & Miniature Style

RMF&RMFS Series

Environmental Performance Specification

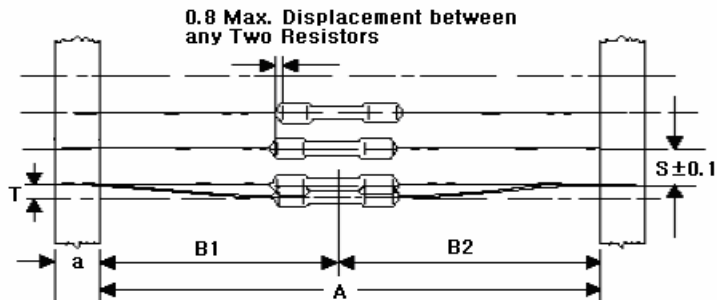
Item	Test Methods		Specifications
Short Time Overload	JIS-C-5202 5.5	2.5 Times RCWV for 5 seconds	±(0.25% +0.05Ω)
Dielectric Withstanding Voltage	JIS-C-5202 5.7	In V-Block for 60 Seconds	by Type
Insulation Resistance	JIS-C-5202 5.6	In V-Block	>1000MΩ
Solderability	JIS-C-5202 6.5	235±5°C for 5±0.5 Seconds	Covering 95%
Terminal Strength	Direct Load for 10 Seconds in The Direction of The Terminal Leads		≥2.5kg (24.5N)
Pulse Overload	JIS-C-5202 5.8	4 Times RCWV 1000 Cycle (1 sec. on, 25 sec. off)	±(1% +0.05Ω)
Load Life in Humidity	JIS-C-5202 7.9	40±2°C , 90-95% RH at RCWV for 1000 hours (1.5 Hrs. on, 0.5 Hrs. off)	±(1.5% +0.05Ω)
Load Life	JIS-C-5202 7.10	70°C at RCWV for 1000 Hrs (1.5 Hrs. on, 0.5 Hrs. off)	±(1.5% +0.05Ω)
Temperature Cycling	JIS-C-5202 7.4	-55°C → Rom Temp. → +155°C → Rom Temp. for 5 Cycles	±(0.75% +0.05Ω)
Resistance to Soldering Heat	JIS-C-5202 6.4	350±10°C for 3±0.5 Seconds	±(0.25% +0.05Ω)

* Rated Continuous Working Voltage (RCWV) = $\sqrt{\text{Power Rating} \times \text{Resistance Value}}$

Metal Film Resistor - Normal & Miniature Style

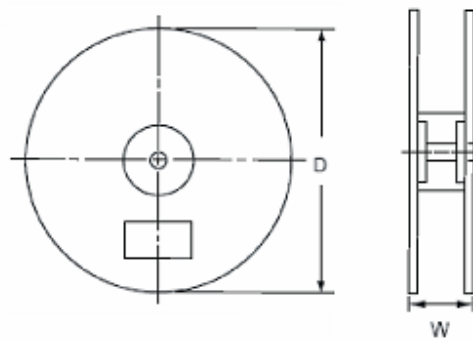
RMF&RMFS Series

Packing Information (Unit:mm)



Type		a	A	B1-B2	S (Spacing)	T (Max. Deviation of Spacing)
RMF08C	RMFS25C	6±0.5	52.4±1.5	1.2	5	1mm per 10 spacing, 0.5mm per 5 spacing
RMF25C	RMFS50C	6±0.5	52.4±1.5	1.2	5	
RMF50C	RMFS1W	6±0.5	52.4±1.5	1.2	5	
RMF1W	RMFS2W	6±0.5	73.0±1.5	1.2	5	
RMF2W	--	6±0.5	73.0±1.5	1.5	10	

Reel Information in Inch (in mm)



D	W
12"(304.8)	3.35"(85.1)

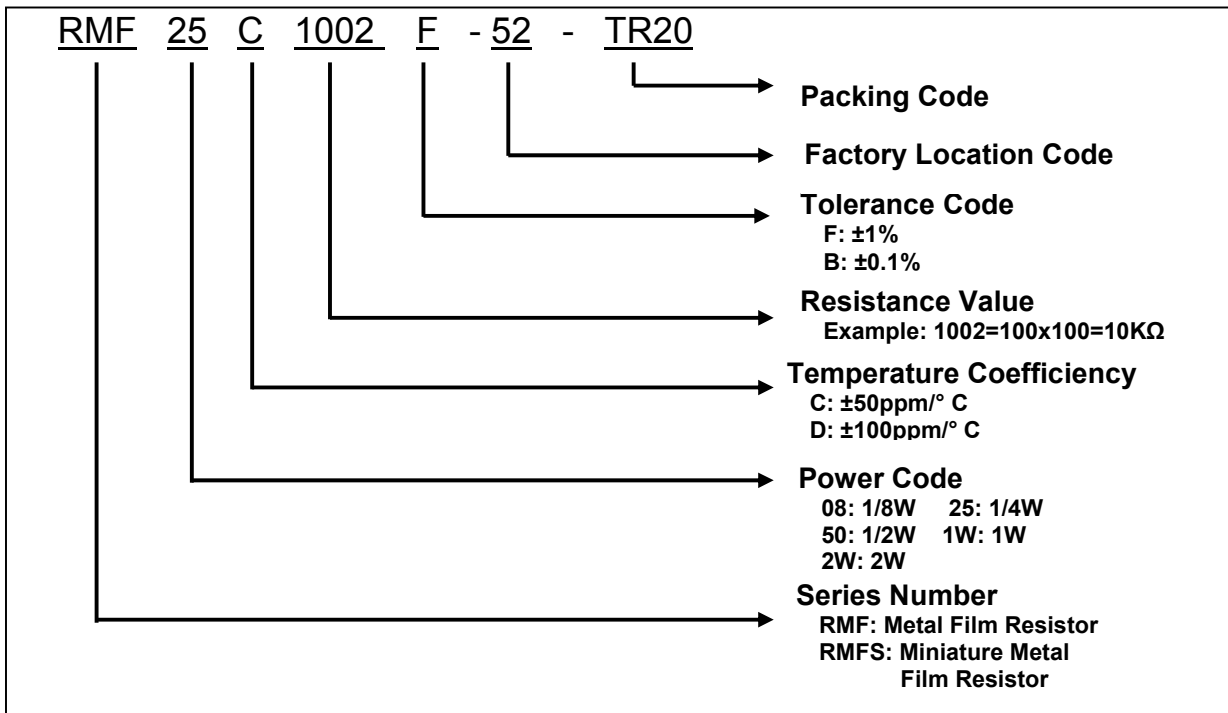
Metal Film Resistor - Normal & Miniature Style

RMF&RMFS Series

Carton Information

Item	Quantity / Reel(pcs)	Quantity / Box(pcs)	Quantity / Carton(pcs)	Carton Size (inch)	Approx. Gross Weight (Kg)
1/8W	5000	5000	50000	24.4"x12.6"x19.7"	25.52
1/4W	5000	5000	50000	24.4"x12.6"x19.7"	34.63
1/2W	2500	2500	25000	24.4"x12.6"x19.7"	29.57
1W	2000	2000	16000	24.4"x12.6"x19.7"	33.22
2W	1000	1000	8000	24.4"x12.6"x19.7"	26.40

How to order:



Metal Film Resistor - Normal & Miniature Style

RMF&RMFS Series

How to contact us:

US HEADQUARTERS

28040 WEST HARRISON PARKWAY, VALENCIA, CA 91355-4162

Tel: (800) TAITRON (800) 247-2232 (661) 257-6060

Fax: (800) TAITFAX (800) 824-8329 (661) 257-6415

Email: taitron@taitroncomponents.com

Http://www.taitroncomponents.com

TAITRON COMPONENTS MEXICO, S.A .DE C.V.

BOULEVARD CENTRAL 5000 INTERIOR 5 PARQUE INDUSTRIAL ATITALAQUIA, HIDALGO C.P.
42970 MEXICO

Tel: +52-55-5560-1519

Fax: +52-55-5560-2190

TAITRON COMPONENTS INCORPORATED REPRESENTAÇÕES DO BRASIL LTDA

RUA DOMINGOS DE MORAIS, 2777, 2.ANDAR, SALA 24 SAÚDE - SÃO PAULO-SP 04035-001 BRAZIL

Tel: +55-11-5574-7949

Fax: +55-11-5572-0052

TAITRON COMPONENTS INCORPORATED, SHANGHAI REPRESENTATIVE OFFICE

CROSS REGION PLAZA, 899 LINGLING ROAD, SUITE 18C, SHANGHAI, 200030, CHINA

Tel: +86-21-5424-9942

Fax: +86-21-5424-9931