


Wirebondable Thin Film Chip Resistor Networks

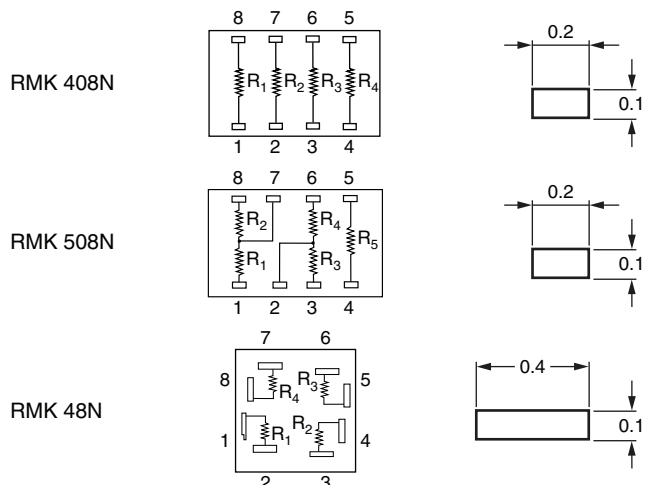


DESIGN SUPPORT TOOLS

[click logo to get started](#)


Manufactured in ULTRAFILM technology, these resistor network chips have a high level of integration, wide ohmic value range, very low temperature coefficient 10 ppm/°C which are unequaled on the market today. Laser trimming can provide excellent precision down to 0.1 % abs 0.01 % ratio.

SCHEMATIC



FEATURES

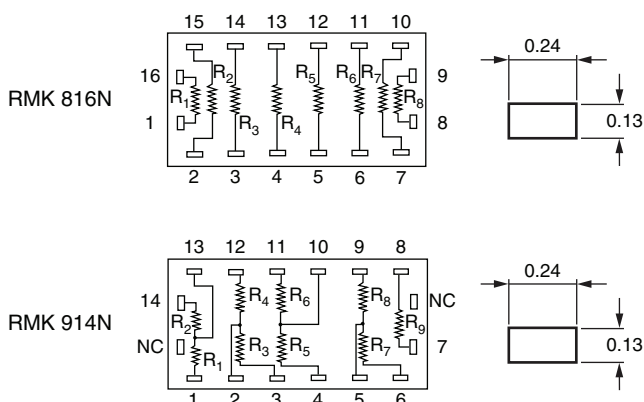
- High precision tolerances down to 0.01 % ratio
- Very low temperature coefficient: 10 ppm/°C abs., 2 ppm/°C ratio
- Aluminum or gold pads
- Excellent stability < 300 ppm, 2000 h at Pn at +70 °C
- Wirebondable
- Gold pads on request
- For high temperature version refer to RMKHT (www.vishay.com/doc?60075)
- Material categorization: for definitions of compliance please see www.vishay.com/doc?99912



RoHS
COMPLIANT
HALOGEN
FREE
GREEN
(5-2008)

TYPICAL PERFORMANCE

	ABS	TRACKING
TCR	5 ppm/°C	1 ppm/°C
	ABS	RATIO
TOL.	0.1 %	0.01 %



STANDARD ELECTRICAL SPECIFICATIONS

MODEL	SIZE	RESISTANCE RANGE Ω	POWER RATING PER PACKAGE P _{70 °C} W	POWER RATING PER PACKAGE P _{125 °C} W	ABSOLUTE TOLERANCE ± %	RATIO TOLERANCE ± %	ABSOLUTE TCR ⁽¹⁾ ± ppm/°C	RATIO TCR ⁽²⁾ ± ppm/°C
RMK 48N	0808	1K to 200K	0.125	0.050	0.1, 0.25, 0.5, 1	0.01, 0.02, 0.05, 0.1	10, 5	1; 2
RMK 408N	0610	1K to 200K	0.250	0.125	0.1, 0.25, 0.5, 1	0.01, 0.02, 0.05, 0.1	10, 5	1; 2
RMK 508N	0610	1K to 200K	0.250	0.125	0.1, 0.25, 0.5, 1	0.01, 0.02, 0.05, 0.1	10, 5	1; 2
RMK 816N	0714	1K to 200K	0.250	0.125	0.1, 0.25, 0.5, 1	0.01, 0.02, 0.05, 0.1	10, 5	1; 2
RMK 914N	0714	1K to 200K	0.250	0.125	0.1, 0.25, 0.5, 1	0.01, 0.02, 0.05, 0.1	10, 5	1; 2

Notes

- ⁽¹⁾ ± 10 ppm/°C maximum at -55 °C to +155 °C; ± 5 ppm/°C maximum at 0 °C to +70 °C
⁽²⁾ ± 1 ppm/°C typical, ± 2 ppm/°C maximum at -55 °C to +155 °C

PERFORMANCES

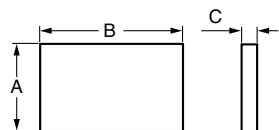
TEST	SPECIFICATIONS	CONDITION
Stability	< 300 ppm	2000 h at +70 °C under Pn
Voltage coefficient	< 0.1 ppm/V	
Limiting voltage	100 V per resistor	
Operating temperature range	-55 °C to +155 °C ⁽¹⁾	
Storage temperature range	-55 °C to +155 °C	
Noise	< -35 dB	
Thermal EMF	0.01 μV/°C	
Shelf life stability	50 ppm	1 year at +25 °C

Note

- ⁽¹⁾ For 200 °C operations please consult factory

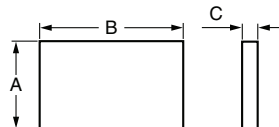


RMK 408N

**DIMENSIONS** in millimeters

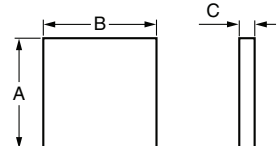
A	1.6 ± 0.1
B	2.6 ± 0.1
C	0.4 maximum

RMK 508N

**DIMENSIONS** in millimeters

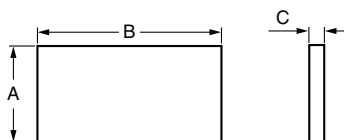
A	1.6 ± 0.1
B	2.6 ± 0.1
C	0.4 maximum

RMK 48N

**DIMENSIONS** in millimeters

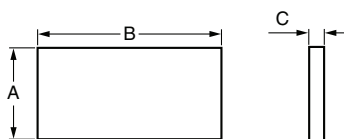
A	2.1 ± 0.1
B	2.1 ± 0.1
C	0.4 maximum

RMK 816N

**DIMENSIONS** in millimeters

A	1.8 ± 0.1
B	3.5 ± 0.1
C	0.4 maximum

RMK 914N

**DIMENSIONS** in millimeters

A	1.8 ± 0.1
B	3.5 ± 0.1
C	0.4 maximum

MECHANICAL SPECIFICATIONS

Resistive element	Nichrome
Substrate material	Alumina (silicon on some cases)
Bonding pads	Aluminum or gold
Passivation	Silicon nitride

GLOBAL PART NUMBER INFORMATION

New Global Part Numbering: RMK408N10KBW0099

R	M	K	4	0	8	N	1	0	K	B	W		0	0	9	9
---	---	---	---	---	---	---	---	---	---	---	---	--	---	---	---	---

GLOBAL MODEL

RMK408N
RMK508N
RMK816N
RMK714N
RMK914N
RMK48N

VALUE

Decimal
R or KABS.
TOLERANCE

B = $\pm 0.1\%$
C = $\pm 0.25\%$
D = $\pm 0.5\%$
F = $\pm 1\%$

RATIO
TOLERANCE

B = $\pm 0.1\%$
W = $\pm 0.05\%$
P = $\pm 0.02\%$
L = $\pm 0.01\%$

TERMINATIONS

Blank = aluminum
G = gold

OPTION

Leave blank
if no option

For custom specification:

CN

1077

GLOBAL MODEL

REFERENCE

Reference is provided by Vishay Sfernice



Disclaimer

ALL PRODUCT, PRODUCT SPECIFICATIONS AND DATA ARE SUBJECT TO CHANGE WITHOUT NOTICE TO IMPROVE RELIABILITY, FUNCTION OR DESIGN OR OTHERWISE.

Vishay Intertechnology, Inc., its affiliates, agents, and employees, and all persons acting on its or their behalf (collectively, "Vishay"), disclaim any and all liability for any errors, inaccuracies or incompleteness contained in any datasheet or in any other disclosure relating to any product.

Vishay makes no warranty, representation or guarantee regarding the suitability of the products for any particular purpose or the continuing production of any product. To the maximum extent permitted by applicable law, Vishay disclaims (i) any and all liability arising out of the application or use of any product, (ii) any and all liability, including without limitation special, consequential or incidental damages, and (iii) any and all implied warranties, including warranties of fitness for particular purpose, non-infringement and merchantability.

Statements regarding the suitability of products for certain types of applications are based on Vishay's knowledge of typical requirements that are often placed on Vishay products in generic applications. Such statements are not binding statements about the suitability of products for a particular application. It is the customer's responsibility to validate that a particular product with the properties described in the product specification is suitable for use in a particular application. Parameters provided in datasheets and / or specifications may vary in different applications and performance may vary over time. All operating parameters, including typical parameters, must be validated for each customer application by the customer's technical experts. Product specifications do not expand or otherwise modify Vishay's terms and conditions of purchase, including but not limited to the warranty expressed therein.

Except as expressly indicated in writing, Vishay products are not designed for use in medical, life-saving, or life-sustaining applications or for any other application in which the failure of the Vishay product could result in personal injury or death. Customers using or selling Vishay products not expressly indicated for use in such applications do so at their own risk. Please contact authorized Vishay personnel to obtain written terms and conditions regarding products designed for such applications.

No license, express or implied, by estoppel or otherwise, to any intellectual property rights is granted by this document or by any conduct of Vishay. Product names and markings noted herein may be trademarks of their respective owners.