

METAL GLAZE RESISTOR

RM Series 金屬釉電阻器(RM 系列)

FEATURES

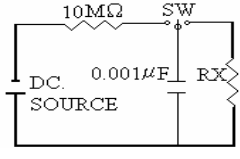
- Resistance value range is 10Ω~<100MΩ
- Stable and long service life.
- UL1676 & c-UL(CSA C22.2 No. 1-98)(File No.E220321)
- EN 60065 : 1998 File No : 814991 ; CB File No : SE-56152

特性

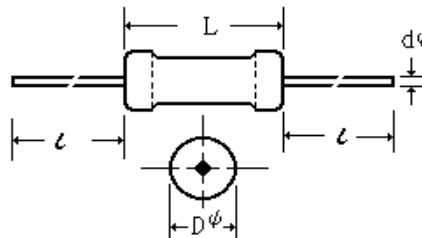
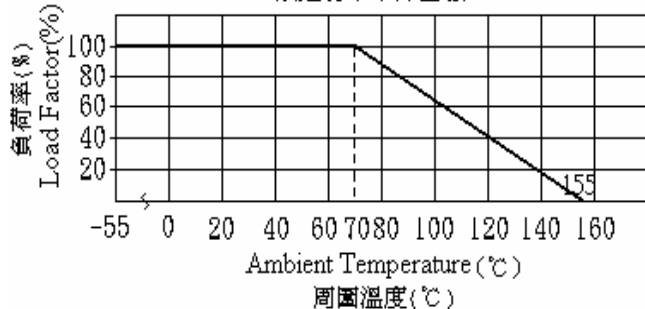
- 阻值範圍; 10Ω~<100MΩ
- 長期使用壽命與穩定性佳
- UL1676 及 c-UL(CSA C22.2 No. 1-98)(File No.E220321)
- EN 60065 : 1998 File No : 814991 ; CB File No : SE -56152

CHARACTERISTICS

性能

ITEM 項目	SPEC. 規格	REMARKS 備註
Load life under high temperature 高溫負荷壽命	±1.5%	JIS-C-5202 7.10 Rated voltage at 70°C for 1,000 hours 額定電壓 70°C 1,000 小時
Load life under high humidity 耐濕負荷壽命	±5%	JIS-C-5202 7.9 Rated voltage at 40°C,95% RH for 1,000 hours 額定電壓 40°C,95% RH 1,000 小時
Temp.coeff.of resistance 溫度係數	< 1K= ±500 PPM/°C ≤ 100K Ω=±300 ppm/°C >100K Ω=±200 ppm/°C	JIS-C-5202 5.2 Room temp. + 100°C , 30min 室溫 + 100°C , 30 分鐘
Short time overload 短時間過負荷	1/6W,S1/4W : ±1% ≥ 1/2W : ±0.5%	JIS-C-5202 5.5 6.25 times the rated power for 5 seconds 6.25 倍額定功率 5 秒
Temperature cycling 溫度循環	±1%	JIS-C-5202 7.4 5 cycles for -55 ~ +155°C 5 次-55 ~ +155°C
Resistance to soldering heat 焊錫耐熱	±1%	JIS-C-5202 6.4 350°C for 3 seconds 350°C 3 秒
Insulation resistance 絕緣電阻	>1,000MΩ	JIS-C-5202 5.6 500 volt Insulation test 500 V 絕緣測試電壓
Pulse withstanding voltage 脈衝測試	±20%	 <p> ■ The following discharge cycle is repeated in the circuit of the left fig. 2.5 sec. ON 2.5 sec. OFF 50 cycles. With following DC pulse test voltage ■ Pulse voltage: < 100KΩ : (3KV) ; 100 KΩ-620 KΩ : (5KV) > 620 KΩ : (10KV) </p>

DERATING CURVE
額定功率下降曲線



Various type of forming & taping are available
提供插裝的造型與帶裝

Coating color : RMU1/4W、RMU1/6W Dark Blue, other、pink
塗裝顏色 : RMU1/4W、RMU1/6W 深藍色, 其他粉紅色

RATING, DIMENSIONS

額定尺寸

Model 型名	Rated Power 額定功率 (W)	Resistance Range 阻值範圍 (Ω)	Maximum Working Voltage 最高使用電壓	Dielectric Withstanding Voltage 耐電壓	Dimension 尺寸 (mm)			
					L	D φ	l	d φ
RMU1/6W、RMS1/4W	1/6,1/4	10Ω~<100M	500V	300V	3.3±0.3	1.8±0.2	28±2	0.45±0.05
RMU1/4W、RMS1/2W	1/4,1/2	10Ω~<100M	1600V	700V	6±0.3	2.4±0.1	28±2	0.6±0.05
RMU1/2W、RMS1W	1/2,1	10Ω~<100M	3500V	700V	9±0.5	3.3±0.5	30±3	0.6±0.05
RMU1W、RMS2W	1,2	10Ω~<100M	3500V	700V	12 ⁺¹ ₋₂	4.5±0.5	38±3	0.8±0.05
RMU2W、RMS3W	2,3	10Ω~<100M	7000V	700V	16 ⁺¹ ₋₂	5.5±0.5	38±3	0.8±0.05
RMH1W	1	10Ω~68M	10000V	700V	16 ⁺¹ ₋₂	5.5±0.5	38±3	0.8±0.05

UL1676 & c-UL (CSA C22.2 No. 1-98)(File No.E220321) ; EN 60065 File No : 814991 ; CB Ref Certif No.SE-56152