

RS201 THRU RS207

SINGLE-PHASE SILICON BRIDGES

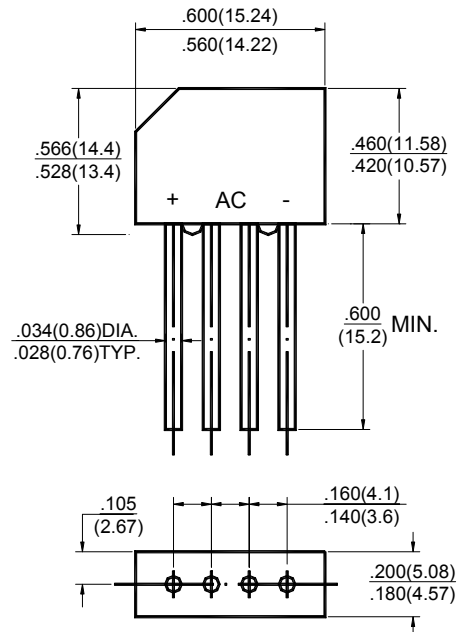
Reverse Voltage – 50 to 1000 Volts

Forward Current – 2.0 Amperes

Features

- Surge overload rating –50 amperes peak
- Ideal for printed circuit board
- Plastic material has Underwriters Laboratory Flammability Classification 94V-0
- Mounting position: Any
- Lead: Silver plated copper lead

KBP



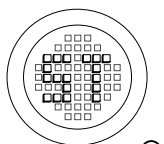
Dimensions in mm

Absolute Maximum Ratings and Characteristics

Ratings at 25°C ambient temperature unless otherwise specified. Resistive or inductive load, 60Hz.


For capacitive load, derate current by 20%

	Symbols	RS 201	RS 202	RS 203	RS 204	RS 205	RS 206	RS 207	Units
Maximum repetitive peak reverse voltage	V_{RRM}	50	100	200	400	600	800	1000	Volts
Maximum RMS bridge input voltage	V_{RMS}	35	70	140	280	420	560	700	Volts
Maximum DC blocking voltage	V_{DC}	50	100	200	400	600	800	1000	Volts
Maximum average forward rectified output current at $T_A = 50^\circ\text{C}$	$I_{(AV)}$	2							Amps
Peak forward surge current 8.3mS single half sine-wave superimposed on rated load	I_{FSM}	50							Amps
Maximum forward voltage drop per bridge element at 1A peak	V_F	1							Volts
Maximum DC reverse current at rated DC blocking voltage per element	I_R	10							μA
Maximum DC reverse current at rated DC blocking voltage per element $T_A = 100^\circ\text{C}$		1							mA
Operating temperature range	T_J	-55 to +125							$^\circ\text{C}$
Storage temperature range	T_S	-55 to +150							$^\circ\text{C}$



SEMTECH ELECTRONICS LTD.

(Subsidiary of Semtech International Holdings Limited, a company listed on the Hong Kong Stock Exchange, Stock Code: 724)



Dated : 06/10/2005 H