



Surface Mount Fast Recovery Rectifier

Features

- Glass passivated chip junction
- Built in strain relief
- Fast switching speed for high efficiency
- High temperature soldering guaranteed:
260°C/10 seconds, 0.375" (9.5mm) lead length
- Also available in the SMA package, add suffix "A", i.e.RS2AA
- RoHS and REACH Compliance



DO-214AA (SMB)

Mechanical Data

Case:	Transfer molded plastic
Polarity:	Color band denots cathode end
Epoxy:	UL 94V-0 rate flame retardant
Lead:	Solder plated, solderable per MIL-STD-750 method 2026
Weight:	0.002 ounce, 0.064 gram – DO-214AC (SMA) 0.003 ounce, 0.093 gram - DO-214AA (SMB)

Maximum Ratings ($T_{Ambient}=25^{\circ}C$ unless noted otherwise)

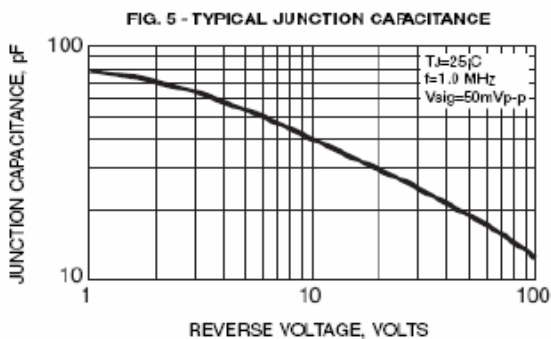
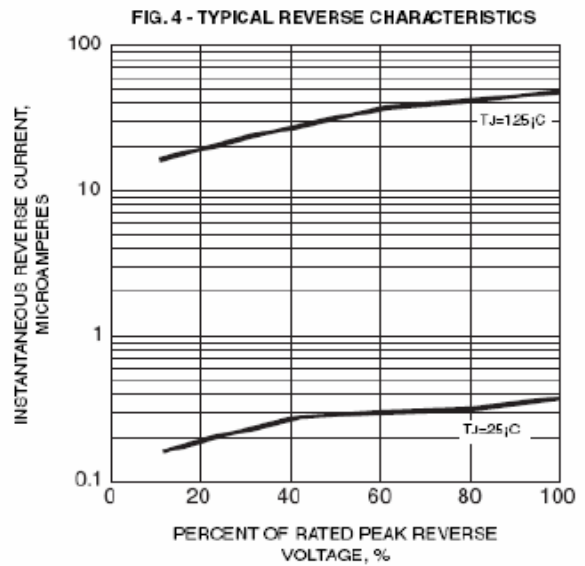
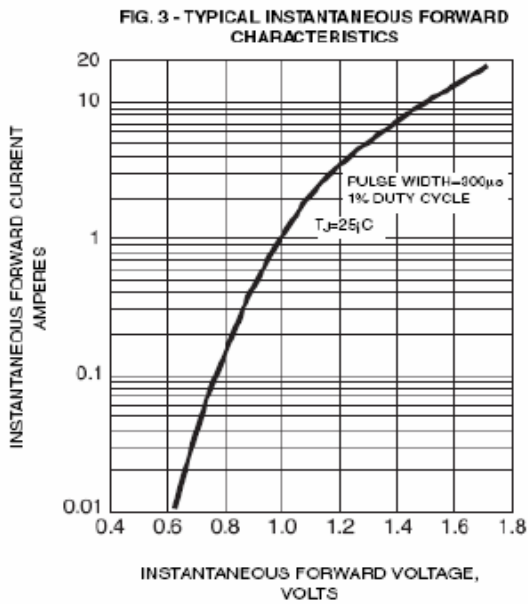
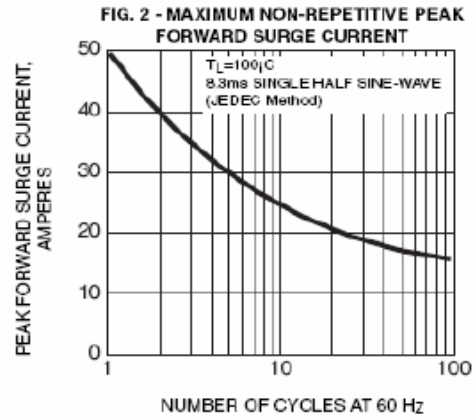
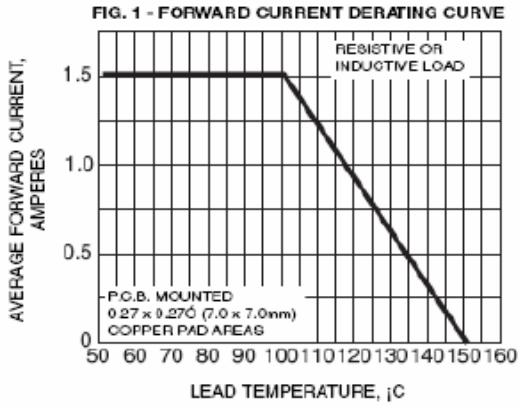
Symbol	Description	RS2A	RS2B	RS2D	RS2G	RS2H	RS2K	RS2M	Unit	Conditions
VRRM	Max Recurrent Peak Reverse Voltage	50	100	200	400	600	800	1000	V	
VRMS	Max RMS Voltage	35	70	140	280	420	560	700	V	
VDC	Max DC Blocking Voltage	50	100	200	400	600	800	1000	V	
I(AV)	Max Average Forward Rectified Current	1.5							A	TL=100°C
IFSM	Peak Forward Surge Current	50							A	JEDEC method
TJ,TSTG	Operating and Storage Temperature Range	-55 to +150, -55 to +150							°C	
Rθ-JA	Typical Thermal Resistance	105 (SMA) 55 (SMB)							°C/W	Note 2
Rθ-JL		32 (SMA) 18 (SMB)								

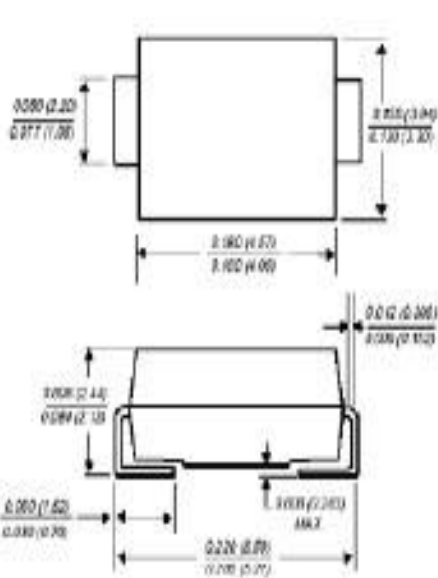
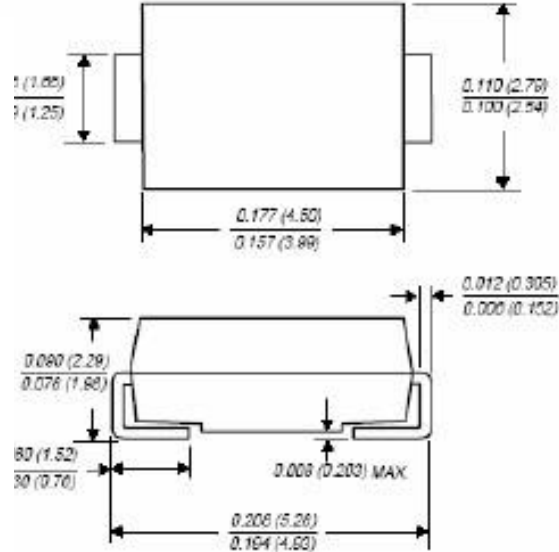
Electrical Characteristics ($T_{Ambient}=25^{\circ}C$ unless noted otherwise)

Symbol	Description	RS2A	RS2B	RS2D	RS2G	RS2J	RS2K	RS2M	Unit	Conditions
VF	Max Instantaneous Forward Voltage	1.3							V	1.5A
IR	Max DC Reverse Current at Rated DC Blocking Voltage	5.0							μA	TA=25°C
		200							mA	TA=125°C
TRR	Maximum reverse recovery time	150		250			500		nS	Note 1
CJ	Typical Junction Capacitance	50							pF	Measured at 1.0MHz / 4.0V

Note:

1. Reverse recovery test conditions: $I_F=0.5A$, $I_R=1.0A$, $I_{RR}=0.25A$
2. Thermal resistance from junction to ambient and from junction to lead mounted on PCB with 0.27" x 0.27" (7.0mm x 7.0mm) copper pad areas for SMB or 0.2" x 0.2" (5.0mm x 5.0mm) copper pad areas for SMA

RS2A ~ RS2M
RATINGS AND CHARACTERISTIC CURVES RS2A THRU RS2M


Dimensions in inches (mm)

Dimensions in inches and (millimeters)
**DO-214AA
(SMB)**

Dimensions in inches and (millimeters)
DO-214AC (SMA)
Contact us:
US HEADQUARTERS
MEI SEMI INC.
2902 Corvin Drive, Santa Clara, CA95051, USA

Tel: 1-408-733-0808 Fax: 1-408-733-2828