

Fast Recovery Rectifier

RS3ABF--RS3GBF

Features

- For surface mounted applications
- Low profile package
- Low forward voltage drop
- High surge current capability
- RoHS Compliant



Mechanical Data

- Case: SMBF molded plastic
- Molding compound, UL flammability classification rating 94V-0
- Terminals: Solder plated, solderable per MIL- STD-202,Method 208
- Polarity: Color band denotes cathode end

Maximum Ratings (@T_A = 25°C unless otherwise specified)

Characteristic	Symbol	RS3ABF	RS3BBF	RS3DBF	RS3GBF	Units
Peak repetitive reverse voltage	V _{RRM}	50	100	200	400	V
RMS reverse voltage	V _{RMS}	35	70	140	280	V
DC blocking voltage	V _{DC}	50	100	200	400	V
Maximum average forward output current	I _{F(AV)}	3.0				A
Peak forward surge current, 8.3ms single half-sine-wave	I _{FSM}	100				A

Thermal Characteristics

Parameter	Symbol	RS3ABF	RS3BBF	RS3DBF	RS3GBF	Units
Typical thermal resistance (Note 1)	R _{θJA}	65				°C /W
	R _{θJC}	16				
	R _{θJL}	15				
Operating junction temperature range	T _J	- 55 ---- + 150				°C
Storage temperature range	T _{STG}	- 55 ---- + 150				°C

Note:

1. Device mounted on PCB with 10 mm x 20 mm x 0.1mm copper pad areas

Fast Recovery Rectifier
RS3ABF--RS3GBF
Electrical Characteristics (@ $T_A = 25^\circ\text{C}$ unless otherwise specified)

Parameter	Symbol	Test conditions		Typ.	Max.	Units
Maximum instantaneous forward voltage	V_F	$I_F=3.0\text{A}$	@ $T_A=25^\circ\text{C}$	--	1.3	V
Maximum Reverse current	I_R	Rated V_R	@ $T_A=25^\circ\text{C}$	--	5	μA
			@ $T_A=125^\circ\text{C}$	--	200	
Maximum Reverse Recovery Time	t_{rr}	$I_F=0.5\text{A}, I_{RM}=1\text{A}, I_{R(REC)}=0.25\text{A}$		--	150	ns

Fast Recovery Rectifier

RS3ABF--RS3GBF

Ratings and Characteristic Curves ($T_A=25^\circ\text{C}$ unless otherwise noted)

Fig.1-Forward Current Derating Curve

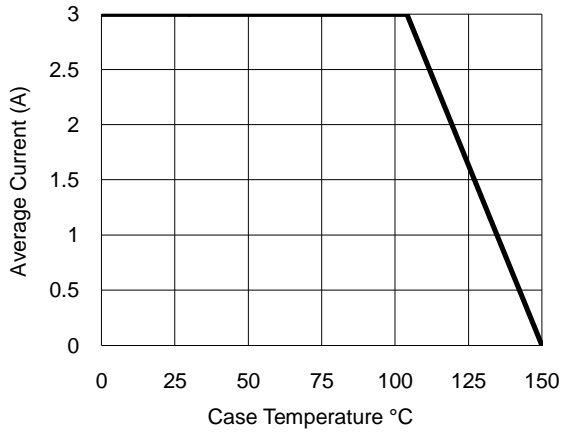


Fig.2- Surge Current Derating Curve

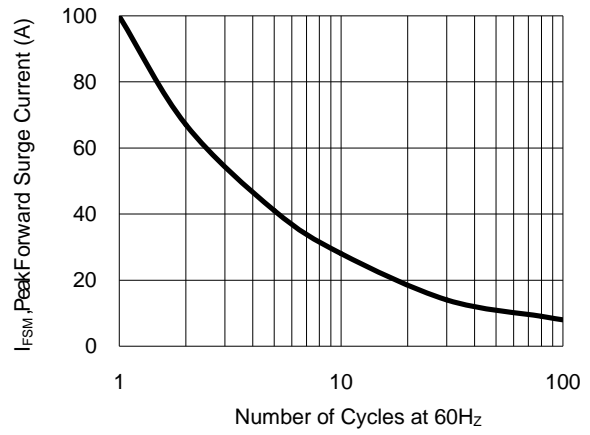


Fig.3- Typical Forward Voltage Characteristic

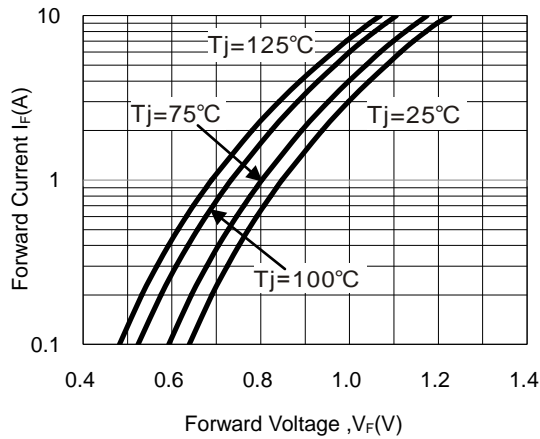
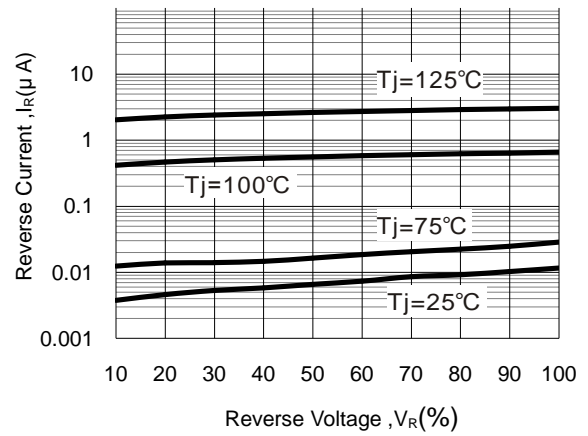


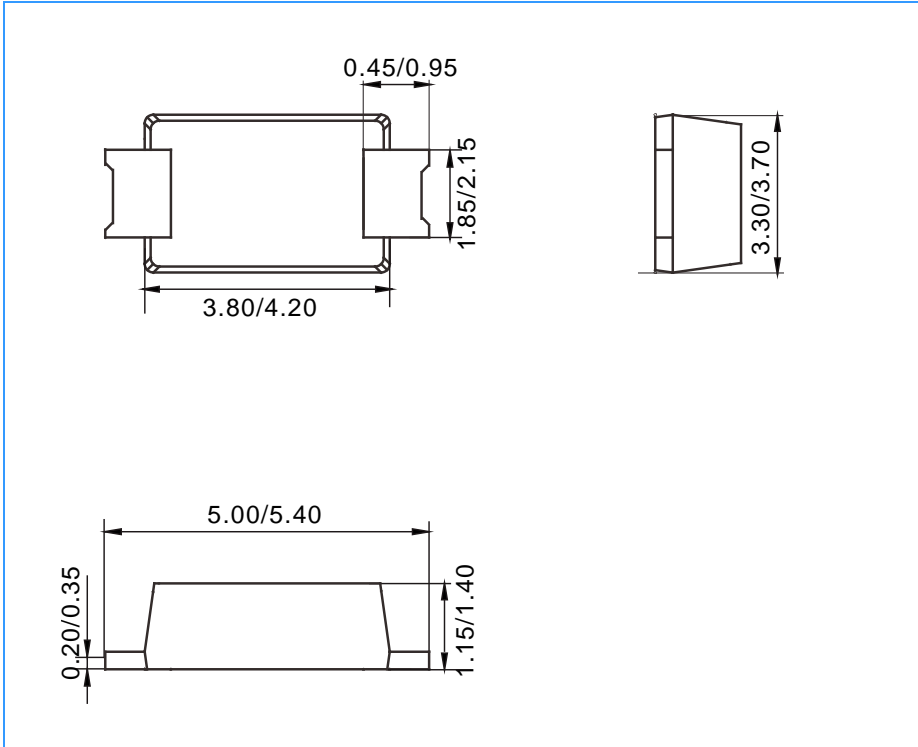
Fig.4- Typical Reverse Characteristic



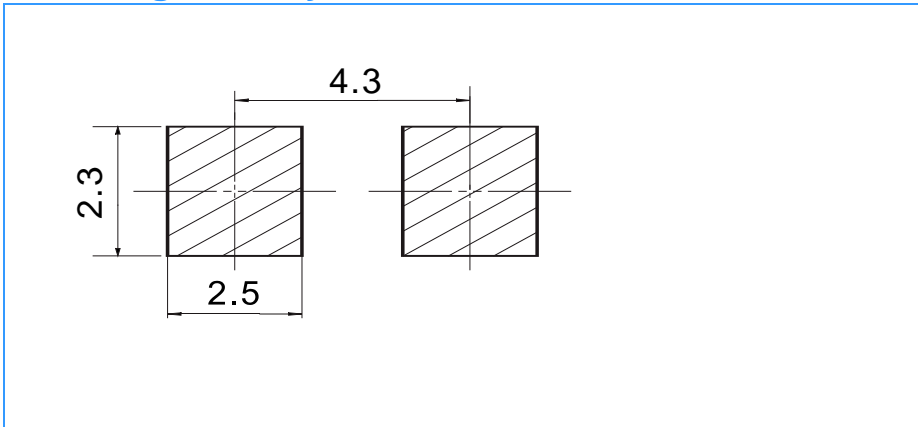
Fast Recovery Rectifier

RS3ABF--RS3GBF

Package Outline Dimensions(unit:mm)



Mounting Pad Layout(unit:mm)



Ordering Information

Part No.	Marking	Package	Shipping
RS3ABF	RS3ABF	SMBF	4000 / Tape&Reel
RS3BBF	RS3BBF	SMBF	4000 / Tape&Reel
RS3DBF	RS3DBF	SMBF	4000 / Tape&Reel
RS3GBF	RS3GBF	SMBF	4000 / Tape&Reel