

## Slide Potentiometers for Fader Control of Mixers

# Motor-driven Master Type ( Motor N Fader, Motor K Fader )


RS N1 M/RSA0K1 V Series



Provides a superior operational feel with high-speed tracking in motor drive mode.

Rotary Potentiometers

Slide Potentiometers



General-use

Mixer

### Typical Specifications

Items	Specifications	
	Motor N fader	Motor K fader
Total resistance tolerance	± 20%	
Maximum operating voltage	10V DC, 200V AC ( Travel : 60mm ) 10V DC, 500V AC ( Travel : 100mm )	
Operating force	0.3 to 1.3N	0.15 to 0.65N
Operating life	30,000cycles	CP type : 300,000cycles
Operating temperature range	- 10 to + 60	
Rated voltage of motor	10V DC	
Maximum current of motor	800mA or less ( at 10V DC )	

### Product Line

Number of resistor elements	Travel (mm)	Type	Lever type	Length of lever (mm)	Total resistance (kΩ)	Resistance taper	Terminal style	Touch sense track	Minimum packing unit (pcs.)	Products No.	Drawing No.
Single-unit	60	Motor N Fader	9-T (T-bar)	8.2	10	1B	Lead	With	100	RS60N11M9A05	1
							For PC board			RS60N11M9A08	2
	Lead						RSA0N11M9A06			3	
	For PC board						RSA0N11M9A07			4	
	100	Motor K Fader (CP type)					Connector			RSA0K11V900S	5

### Note

Products other than those listed in above products are also available. Please contact us for details.

Refer to P.441 for product varieties.

Dimensions

Unit:mm

No.	Style	
1	<p>t=1.2</p>	
2	<p>t=1.2</p>	<p><b>PC board mounting hole dimensions</b></p>
3	<p>t=1.2</p>	

Dimensions

Unit:mm

No.	Style	PC board mounting hole dimensions
4		
5		

Rotary Potentiometers

Slide Potentiometers

General-use

Mixer

## Product Varieties

In addition to the recommended products, the following specifications can also be accommodated.

### Products Specifications

Type	Travel (mm)	Model	Touch sense track	Terminal
Single-unit	60	RS60N11M	Available	For PC board for auto dipping Lead
	100	RSA0N11M		Fader Terminal : Connector
		RSA0K11V		Motor Terminal : Lead
Dual-unit (Servo + Audio track)	60	RS60N12M		Printed wiring for auto dipping Lead
	100	RSA0N12M		Fader Terminal : Connector
		RSA0K12V		Motor Terminal : Lead

Rotary Potentiometers  
Slide Potentiometers

### Lever Types

Unit:mm

Configuration code	9-T (T-Bar)
Dimensions	

General-use  
Mixer

### Total Resistance Variety


Total resistance( k )	10※	50	100	250

※ Motor K fader: Only 10k

### Resistance Taper

Resistance taper	Servo	1B		
	Audio	15A	1B	10A

### Circuit Diagram



### Notes

1.   marked are specifications recommended by ALPS.
2. Products other than those listed in the above list are also available. Please contact us for details.

Refer to P.442, 443, 502 for resistance taper.

## Orders Other Than Recommended Products

When ordering product varieties that are not listed in the Product Line, please specify by referring to the below example.

### Sample Part Number



Travel (mm)

60	60
A0	100

Number of resistor elements

Single-unit	1
Dual-unit	2

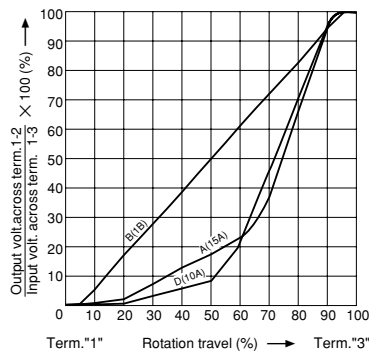
Touch sense track

Code	Touch sense track
T0	Without
T1	With

Resistance taper

Code	Resistance taper
B	1B
A	15A
D	10A

For dual-units specify the taper of the audio track. Servo track will always be 1B taper.



Total resistance

Code	Total resistance (kΩ)
103	10
503	50
104	100
254	250

### Note

marked are specifications recommended by ALPS.

Rotary  
Potentiometers

Slide  
Potentiometers

General-use

Mixer

## Orders Other Than Recommended Products

When ordering product varieties that are not listed in the Product Line, please specify by referring to the below example.

### Sample part number

**R S A 0 K 1 2 V - T 1 - A 1 0 3**

Number of resistor elements

Single-unit	1
Dual-unit	2

Type

CP type	V
---------	---

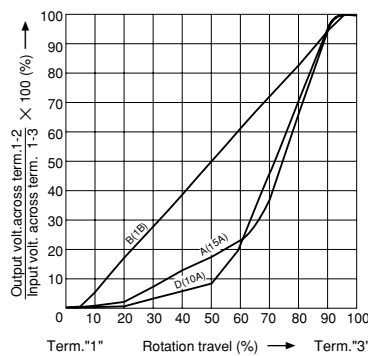
Touch sense track

Code	Touch sense track
T0	Without
T1	With

Resistance taper

Code	Resistance taper
B	1B
A	15A
D	10A

Appoint the taper of audio track in the case of dual-unit. Servo track is surely 1B taper.



Total resistance

Code	Total resistance (kΩ)
103	10

### Note






marked are specifications recommended by ALPS.

Rotary  
Potentiometers  
Slide  
Potentiometers

General-use

Mixer

## List of Varieties

Item	Master type		Low-profile master type				Motor-driven master type				
	RS	K	RS	N1	RS	N11S	RS6011 Y	RSA0K1 V	RS	N1 M	
Photo											
Outlined specifications	Travel (mm)		60 (RS60N11) 100 (RSA0N11) 100 (RSA0N12)		60 (RS60N11S) 100 (RSA0N11S)		60 (RS6011SY) 60 (RS6011DY)		100 (RSA0K11V) 60 (RS60N11M) 100 (RSA0N11M)		
	Number of resistor elements		Single-unit	Dual-unit	Single-unit	Dual-unit	Single-unit		Dual-unit	Single-unit (CP type)	
Electrical Performance	Total resistance (k)		10, 50, 100, 250				RS N1 : 10, 50, 100, 250 RS N11S : 10, 50, 100, 250 RS6011 Y : 10, 20, 50		RS N1 M : 10, 50, 100, 250 RSA0K1 V : 10		
	Resistance taper		15A, 1B				RS N1 : 15A, 1B, 10A RS N1 S : 15A, 1B, 10A RS6011 Y : 15A, 1B, 10A		Single-unit : 1B Dual-unit : Servo 1B Audio 15A, 1B, 10A		
Mechanical Performance	Operating force		Standard : 0.1 to 0.6N				RS N1 Single-unit : 0.05 to 0.8N Dual-unit : 0.05 to 0.9N RS6011 Y 0.1 to 2.0N RS N11S 0.05 to 0.8N		RS N1 M 0.3 to 1.3N  RSA0K1 V, Single-unit : 0.15 to 0.65N		
	Stopper strength		100N								
	Lever push-pull strength		100N				50N				
	Lever deviation (mm) Both Side		$\frac{2(2 \times L)}{25}$								
	Lever deviation		0.5mm max. (One side)								
Soldering	Manual soldering		350 max. 3s max.								
	Dip soldering		_____				260 max. 5s max. RS N1 M (Lead type), RSA0K1 V : not available				
Environmental Performance	Cold		- 30 ± 2 for 96h								
	Dry heat		70 ± 2 for 240h								
	Damp heat		40 ± 2 , 90 to 95%RH for 96h								
Page		424		428		434		435		438	

Slide Volume Control Operations Cautions .....444, 445

### Notes

1. Attenuation is specified for residual resistance.
2. "L" in the "Lever Wobble" column of the above table indicates the length of lever.
3. Products other than those listed in the above list are also available. Please contact us for details.

Rotary Potentiometers

Slide Potentiometers

General-use

Mixer