

ECONOLINE - DC/DC-Converter

RSZ Series, 1 Watt, SMD Miniature, Regulated (Single Output)



RECOM

Selection Guide

Part Number		Input Voltage (VDC)	Output Voltage (VDC)	Output Current (mA)
SMD	2kVDC			
Standard				
RSZ-XXXX	(H)	5, 6, 7, 8, 9, 10, 11, 12, 13, 14, 15, 16, 17, 18, 19, 20, 21, 22, 23, 24, 25, 26, 27, 28	3, 4, 5, 6, 7, 8, 9, 10, 11, 12, 13, 14	Depending on Output Voltage
With Short Circuit Protection				
RSZ-XX03P	(H)	5, 6, 7, 8, 9, 10, 11, 12, 13, 14, 15, 16, 17, 18, 19, 20, 21, 22, 23, 24, 25, 26, 27, 28	3	200
RSZ-XX3.3P	(H)	5, 6, 7, 8, 9, 10, 11, 12, 13, 14, 15, 16, 17, 18, 19, 20, 21, 22, 23, 24, 25, 26, 27, 28	3.3	200
RSZ-XX4.85P	(H)	5, 6, 7, 8, 9, 10, 11, 12, 13, 14, 15, 16, 17, 18, 19, 20, 21, 22, 23, 24, 25, 26, 27, 28	4.85	200
RSZ-XX05P	(H)	5, 6, 7, 8, 9, 10, 11, 12, 13, 14, 15, 16, 17, 18, 19, 20, 21, 22, 23, 24, 25, 26, 27, 28	5	200



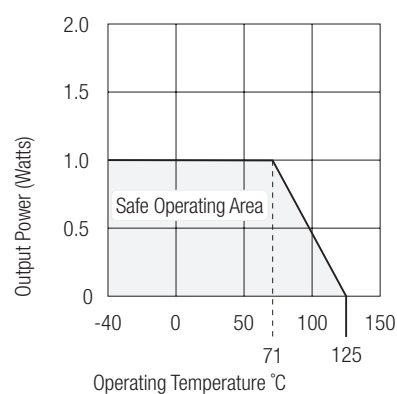
Features

- Regulated Output
- 1kVDC (2kVDC) Isolation
- Single Isolated Output
- SMD Package Style
- UL 94V-0 Package Material
- No Heatsink Required
- Toroidal Magnetics
- No Extern. Components Required
- Short Circuit Protection – Continuous (for „P-Suffix“ part numbers only)

Ordering Example: RSZ-0414 (4VDC Input, 14VDC Output)
RSZ-244.85P (with Short Circuit Protection, 24VDC Input, 4.85VDC Output)

Specifications (Core Operating Area) and Operating Temperature / Derating-Graph

Input Voltage Range	±5%
Output Voltage Accuracy	±2%
Line Voltage Regulation	1% max.
Load Voltage Regulation	1% max.
Output Ripple and Noise (at 20MHz BW)	100mVp-p max.
Efficiency at Full Load	50% min.
Isolation Voltage („H“ suffix for 2000 VDC)	1.000VDC min.
Short Circuit Protection (P-Suffix)	1 Second (Continuous)
Operating Temperature Range	-40°C to +71°C (see Graph)
Storage Temperature Range	-55°C to +125°C
Isolation Capacitance	50pF
Insulation Resistance	10 GΩ min.
MTBF (+25°C)	500k Hrs. min



ECONOLINE - DC/DC-Converter

RSZ Series, 1 Watt, SMD Miniature, Regulated (Single Output)

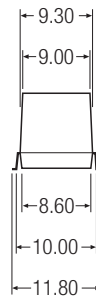
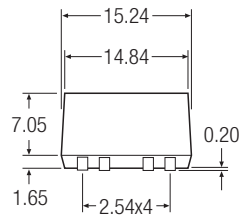
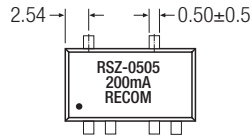


RECOM

Package Style and Pinning (mm)

SMD Package

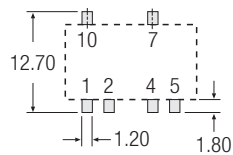
3rd angle projection



Pin Connections

Pin #	Function
1	-Vin
2	+Vin
4	0V
5	0V
7	+Vout
10	NC

Recommended Footprint Details



Tolerance:
XX.X ± 0.5 mm
XX.XX ± 0.25 mm