

MDE Semiconductor, Inc.

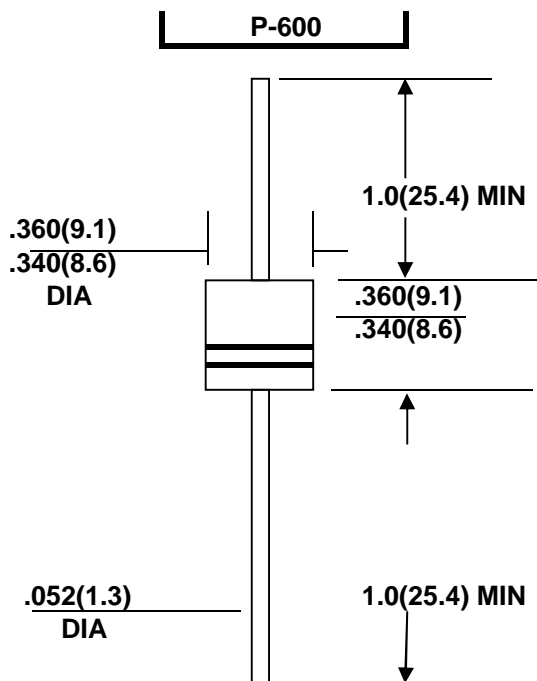
78-150 Calle Tampico, Unit 210, La Quinta, CA., USA 92253 Tel: 760-564-8656 • Fax: 760-564-2414
1-800-831-4881 Email: sales@mdesemiconductor.com Web: www.mdesemiconductor.com

RT100KP SERIES

GLASS PASSIVATED JUNCTION TRANSIENT VOLTAGE SUPPRESSOR VOLTAGE-28.0 TO 400 Volts 100000 Watt Peak Pulse Power

FEATURES

- Plastic package has Underwriters Laboratory Flammability Classification 94V-0
- Glass passivated junction
- 100000W Peak Pulse Power capability on 6.4/6.9µs waveform
- Excellent clamping capability
- Repetition rate (duty cycle):0.05%
- Low incremental surge resistance
- Fast response time: typically less than 1.0 ps from 0 volts to BV
- High temperature soldering guaranteed: 265°C/10 seconds/.375", (9.5mm) lead length, 5lbs., (2.3kg) tension
- 100KW Transient Voltage Suppressor (TVS) are designed for aircraft applications requiring high power transient protection. This includes various treats such as "Waveform 4" at 6.4/69 µs per RTCA/DO-160E Section 22



Dimensions in inches (millimeters)

MECHANICAL DATA

Case: Molded plastic over glass passivated junction
 Terminals: Matte Tin Plated Axial leads, solderable per MIL-STD-750, Method 2026
 Polarity: Color band denoted positive end (cathode) except Bipolar
 Mounting Position: Any
 Weight: 0.07 ounce, 2.5 gram

DEVICES FOR BIPOLAR APPLICATIONS

For Bidirectional use C or CA Suffix for types RT100KP28 thru types RT1000KP400
 Electrical characteristics apply in both directions.

MAXIMUM RATINGS AND CHARACTERISTICS

Ratings at 25°C ambient temperature unless otherwise specified.

RATING	SYMBOL	VALUE	UNITS
Peak Pulse Power Dissipation on 6.4/6.9µs waveform	P_{PPM}	Minimum 100000	Watts
Peak Pulse Current of on 6.4/69µs waveform	I_{PPM}	SEE TABLE 1	Amps
Steady State Power Dissipation at $T_I=75^\circ\text{C}$ Lead Lengths.375", (9.5mm)	$P_{M(AV)}$	8.0	Watts
Peak Forward Surge Current, 8.3ms Sine-Wave Superimposed on Rated Load, (JEDEC Method)	I_{FSM}	400.0	Amps
Operating and Storage Temperature Range	T_J, T_{STG}	-55 to +175	°C

MDE Semiconductor, Inc.

78-150 Calle Tampico, Unit 210, La Quinta, CA., USA 92253 Tel: 760-564-8656 • Fax: 760-564-2414
1-800-831-4881 Email: sales@mdesemiconductor.com Web: www.mdesemiconductor.com

100000 Watt TVS

UNI-POLAR	BI-POLAR	REVERSE STANDOFF VOLTAGE V_{RWM} (V)	BREAKDOWN VOLTAGE V_{BR} (V) MIN. @ I_T	TEST CURRENT (I_T) mA	MAXIMUM CLAMPING VOLTAGE @ I_{PP} V_c (V)	PEAK PULSE CURRENT I_{PP} (A)	REVERSE LEAKAGE @ V_{RWM} I_R (μ A)
RT100KP28A	RT100KP28CA	28.00	31.28	50	50.0	2018.0	5000
RT100KP30A	RT100KP30CA	30.00	33.51	50	55.2	1827.8	5000
RT100KP33A	RT100KP33CA	33.00	36.9	50	58.5	1722.3	5000
RT100KP36A	RT100KP36CA	36.00	40.2	50	61.8	1632.7	5000
RT100KP39A	RT100KP39CA	39.00	43.6	20	67.2	1501.5	2000
RT100KP42A	RT100KP42CA	42.00	46.9	10	72.0	1401.2	1000
RT100KP43A	RT100KP43CA	43.00	48.0	10	73.0	1382.3	1000
RT100KP45A	RT100KP45CA	45.00	50.3	5	77.4	1303.7	250
RT100KP48A	RT100KP48CA	48.00	53.6	5	81.6	1236.4	150
RT100KP51A	RT100KP51CA	51.00	57.0	5	86.4	1167.8	50
RT100KP54A	RT100KP54CA	54.00	60.3	5	91.4	1103.9	20
RT100KP58A	RT100KP58CA	58.00	64.8	5	92.4	1091.9	20
RT100KP60A	RT100KP60CA	60.00	67.0	5	102.0	989.3	15
RT100KP64A	RT100KP64CA	64.00	71.5	5	104.0	970.0	10
RT100KP66A	RT100KP66CA	66.00	73.7	5	107.0	943.0	10
RT100KP70A	RT100KP70CA	70.00	78.2	5	109.0	925.7	10
RT100KP71A	RT100KP71CA	71.00	79.3	5	111.5	904.8	10
RT100KP72A	RT100KP72CA	72.00	80.4	5	114.0	885.1	10
RT100KP75A	RT100KP75CA	75.00	83.8	5	119.4	845.1	10
RT100KP78A	RT100KP78CA	78.00	87.1	5	129.0	782.2	10
RT100KP84A	RT100KP84CA	84.00	93.8	5	139.2	724.9	10
RT100KP90A	RT100KP90CA	90.00	100.5	5	146.4	689.3	10
RT100KP96A	RT100KP96CA	96.00	107.2	5	156.0	646.7	10
RT100KP102A	RT100KP102CA	102.00	113.9	5	165.6	609.4	10
RT100KP108A	RT100KP108CA	108.00	120.6	5	175.2	575.8	10
RT100KP120A	RT100KP120CA	120.00	134.0	5	194.4	519.1	10
RT100KP132A	RT100KP132CA	132.00	147.4	5	213.0	473.9	10
RT100KP144A	RT100KP144CA	144.00	160.8	5	223.2	452.2	10
RT100KP150A	RT100KP150CA	150.00	167.6	5	233.4	432.2	10
RT100KP156A	RT100KP156CA	156.00	174.3	5	245.0	411.9	10
RT100KP160A	RT100KP160CA	160.00	178.7	5	252.6	399.6	10
RT100KP168A	RT100KP168CA	168.00	187.7	5	272.4	370.3	10
RT100KP170A	RT100KP170CA	170.00	189.9	5	275.0	367.0	10
RT100KP180A	RT100KP180CA	180.00	201.1	5	290.4	347.3	10
RT100KP198A	RT100KP198CA	198.00	221.2	5	319.8	315.3	10
RT100KP216A	RT100KP216CA	216.00	241.3	5	348.6	289.4	10
RT100KP240A	RT100KP240CA	240.00	268.1	5	387.0	260.7	10
RT100KP258A	RT100KP258CA	258.00	288.2	5	416.4	242.4	10
RT100KP260A	RT100KP260CA	260.00	290.4	5	416.0	242.4	10
RT100KP270A	RT100KP270CA	270.00	301.6	5	436.2	231.4	10
RT100KP280A	RT100KP280CA	280.00	312.8	5	464.0	217.4	10
RT100KP288A	RT100KP288CA	288.00	321.7	5	469.9	214.8	10
RT100KP300A	RT100KP300CA	300.00	333.0	5	483.0	206.5	10
RT100KP350A	RT100KP350CA	350.00	389.0	5	564.0	176.5	10
RT100KP400A	RT100KP400CA	400.00	444.0	5	644.0	153.1	10

For bidirectional type having V_{RWM} of 40 volts and less, the I_R limit is double

For parts without A, the V_{BR} is $\pm 10\%$

MDE Semiconductor, Inc.

78-150 Calle Tampico, Unit 210, La Quinta, CA., USA 92253 Tel: 760-564-8656 • Fax: 760-564-2414
1-800-831-4881 Email: sales@mdesemiconductor.com Web: www.mdesemiconductor.com

RT100KP Series Rating and Characteristic Curves

Fig. 1 - Peak Pulse Power Rating Curve

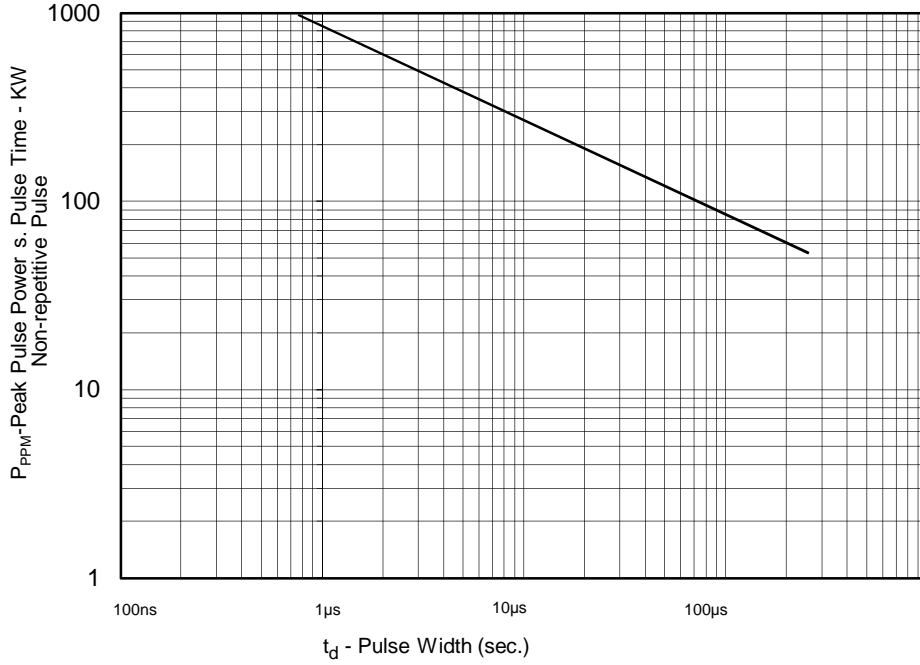
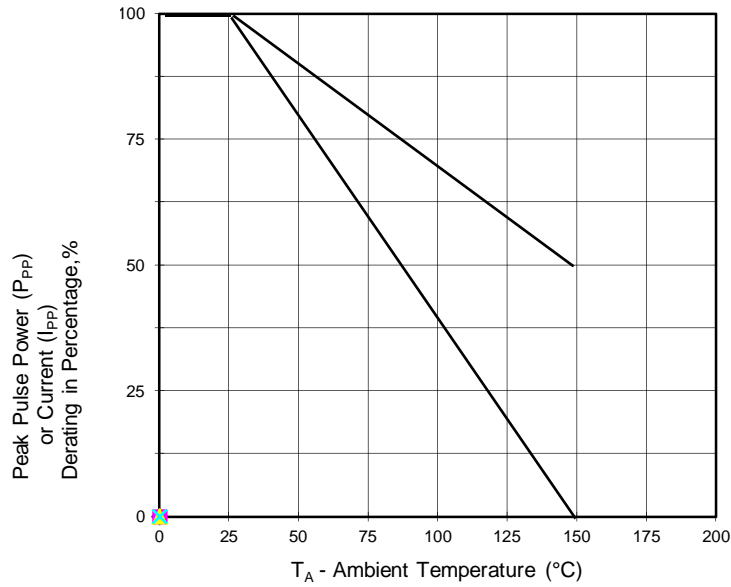


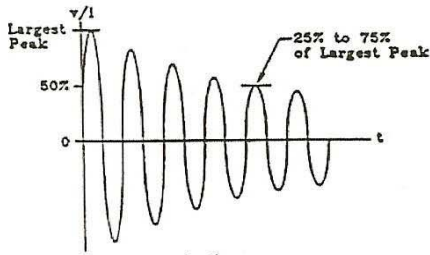
Fig.2 - Pulse Derating Curve



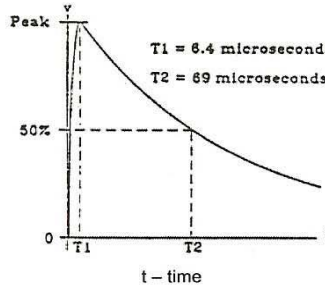
MDE Semiconductor, Inc.

78-150 Calle Tampico, Unit 210, La Quinta, CA., USA 92253 Tel: 760-564-8656 • Fax: 760-564-2414
 1-800-831-4881 Email: sales@mdesemiconductor.com Web: www.mdesemiconductor.com

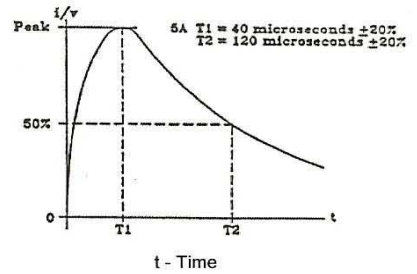
RT100KP Series Rating and Characteristic Curves



t - time
 Note: frequency is 1MHz
FIGURE 7 – Waveform 3



t - time
FIGURE 8 – Waveform 4



t - Time
FIGURE 9 – Waveform 5A

Note: The 1 Mhz damped oscillatory waveform (3) has an effective pulse width of 4 μ s. Equivalent peak pulse power at each of the pulse widths represented in the RTCA/DO-160E for waveforms 3, 4 and 5A (above) has been determined referencing Figure 1.

WAVEFORM NUMBER	PULSE WIDTH μ S	PEAK PULSE POWER kW	Peak Pulse Current Conversion Factor * from Rated I_{pp} at 6.4/69 μ s
3	4	340	3.40x
4	6.4/69	100	1.00x
5A	40/120	70	0.70x

* Multiply by the conversion factor shown with reference to the maximum rated I_{pp} in the Electrical Characteristics Table.