Mechanical Data

Item	Standard Value	Unit
Module Dimension	92.2(H)x73.3(W)x7.8	mm
Viewing Area	81.4x62.2	mm
Dot Size	0.22x0.22	mm
Dot Pitch	0.24x0.24	mm

Absolute Maximum Rating

Item	Symbol	Standard Value			Unit
		min.	typ.	max.	
Power Supply	VDD-VSS	3.0	3.3	3.5	V
Input Voltage	VI	$0.8V_{DD}$	---	VDD	V

Note：VSS=0 Volt, VDD=5.0 Volt.

Electronical Characteristics

Item	Symbol	Condition	Standard Value			Unit
			min.	typ.	max.	
Input Voltage	VDD	L level	$0.8V_{DD}$	---	V_{DD}	V
	VIO	H level	V_{SS}	---	$0.2V_{DD}$	V
Supply Current	IDD	VDD=5V	---	---	---	mA
Recommended LC Driving Voltage for Normal Temp. Version module	VDD-V0	0℃	---	---	---	V
		25℃	---	21.6	---	
		50℃	---	---	---	
Power consumption	---	VDD=5V VEE=21.6V VEL=5V	---	0.52	---	mA

Feature

1. 320x240 dots FSTN
2. 4-bit data bus
3. Built-in EL backlight & EL inverter
4. +3.3V power supply (also available for +5V)
5. 1/240 duty cycle

Pin NO.	Symbol	Function
1	CL2(SCP)	Data shift pulse
2	CL1(LP)	Data latch pulse
3	FLM	Scan start-up signal
4	M(N.C.)	Frame reverse signal (alternate signal)
5	DB3	Display data
6	DB2	Display data
7	DB1	Display data
8	DB0	Display data
9	Vee	Power supply for LCD (+V)
10	Vdd	Power supply for LOGIC
11	Vss	Power supply (0V)
12	BLE	H:EL enable L:EL disable
13	V_{ELG}	Power supply for EL (GND,0V)
14	V_{EL}	Power supply for EL (+)

Graphic type

RT320240A Graphic 320x240 dots

Dimension drawing

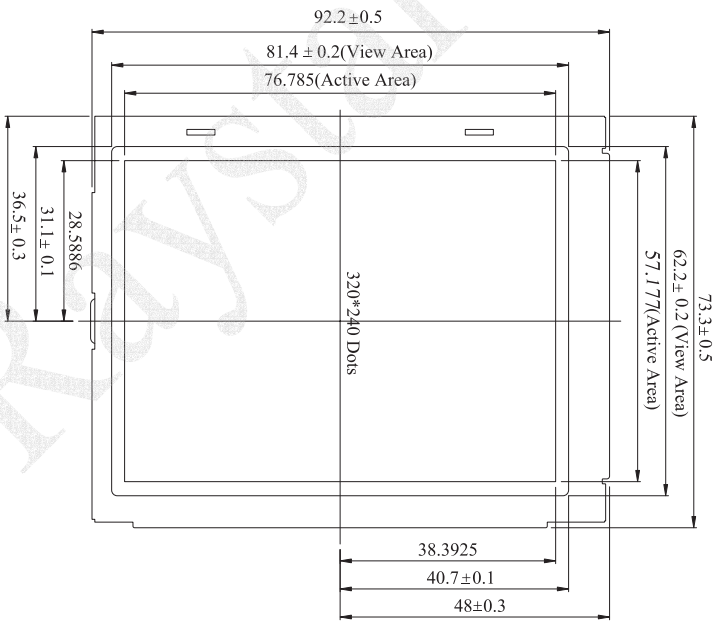

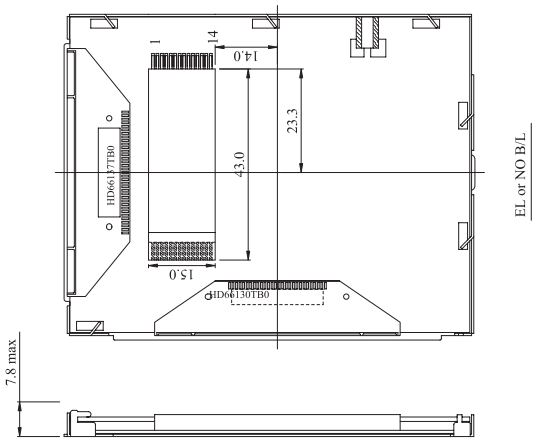

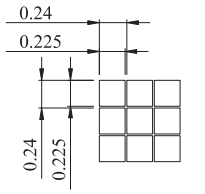

DOT SIZE
SCALE 20/1