


Power PCB Relay RX2

- 2-pole 8 A, 2 CO contacts
- DC- or AC-coil
- Reinforced insulation
- Height 15.7 mm
- Transparent cover optional
- RoHS compliant (Directive 2002/95/EC) as per product date code 0413



S0271-A

Applications

Domestic appliances, heating control, emergency lighting, automatic doors

Approvals

VDE REG.-Nr. A651, cULus E214025
 Technical data of approved types on request

Contact data

Contact configuration	2 CO
Contact set	single contact
Type of interruption	micro disconnection
Rated current	8 A
Rated voltage / max.switching voltage AC	240/400 VAC
Maximum breaking capacity AC	2000 VA
Limiting making capacity, max 4 s, duty factor 10%	15 A
Contact material	AgNi 90/10
Mechanical endurance DC coil	> 5 x 10 ⁶ cycles
AC coil	> 1 x 10 ⁶ cycles
Rated frequency of operation with / without load	6 / 600 min ⁻¹

Contact ratings

Type	Load	Cycles
RX4	8 A, 250 VAC, 70°C, EN61810-1	4x10 ⁴
RX4	8 A, 250 VAC, 70°C, UL508 General purpose	4x10 ⁴

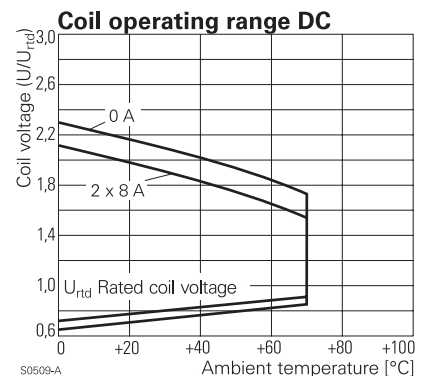
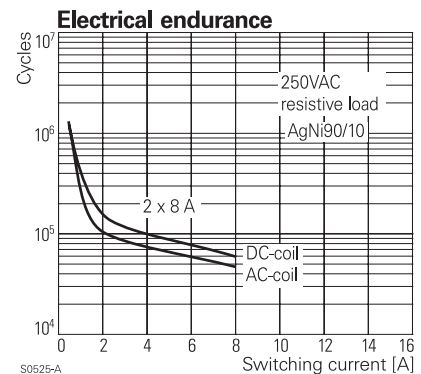
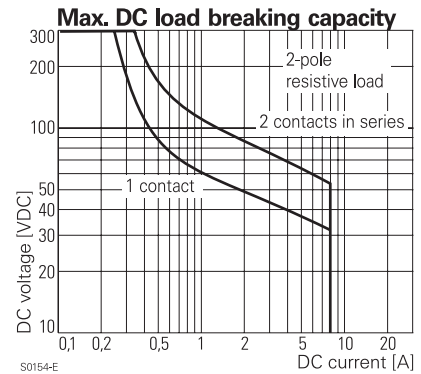
Coil data

Rated coil voltage range DC coil	5...110 VDC
AC coil	24...230 VAC
Coil power DC coil	520 mW
AC coil	typ 0,75 VA
Operative range	2
Coil insulation system according UL1446	class F

Coil versions, DC-coil

Coil code	Rated voltage VDC	Operate voltage VDC	Release voltage VDC	Coil resistance Ohm	Rated coil power mW
005	5	3.5	0.5	50 ± 10%	500
006	6	4.2	0.6	68 ± 10%	529
012	12	8.4	1.2	274 ± 10%	526
024	24	16.8	2.4	1095 ± 10%	526
048	48	33.6	4.8	4380 ± 10%	526
060	60	42.0	6.0	6845 ± 10%	526
110	110	77.0	11.0	23010 ± 10%	526

All figures are given for coil without preenergization, at ambient temperature +23°C



Power PCB Relay RX2 (Continued)

Coil versions, AC-coil 50Hz

Coil code	Rated voltage	Operate voltage 50 Hz	Release voltage 50 Hz	Coil resistance	Rated coil power 50 Hz
	VAC	VAC	VAC	Ohm	VA
524	24	18.0	3.6	350±10%	0.76
615	115	86.3	17.3	8100±15%	0.76
730	230	172.5	34.5	32500±15%	0.74

All figures are given for coil without preenergization, at ambient temperature +23°C

Insulation

Dielectric strength coil-contact circuit	4000 V _{rms}
open contact circuit	1000 V _{rms}
adjacent contact circuits	2500 V _{rms}
Clearance / creepage coil-contact circuit	≥ 8 / 8 mm
adjacent contact circuits	≥ 3 / 4 mm
Material group of insulation parts	≥ IIIa
Tracking index of relay base	PTI 250 V
Insulation to IEC 60664-1	
Type of insulation coil-contact circuit	reinforced
open contact circuit	functional
adjacent contact circuits	basic
Rated insulation voltage	250 V
Pollution degree	3
Rated voltage system	240 V
Overvoltage category	III

Other data

RoHS - Directive 2002/95/EC	compliant as per product date code 0413
Flammability class according to UL94	V-0 ¹⁾
Ambient temperature range	-40...+70°C
Operate- / release time DC coil	typ 7 / 2 ms
Bounce time DC coil, NO / NC contact	typ 1 / 3 ms
Vibration resistance (function) NO / NC contact	20 / 4 g, 10 ... 150 Hz
Shock resistance (destruction)	100 g
Category of protection	RTII - flux proof
Mounting standard version (white cover)	pcb or on socket
transparent version	pcb
Mounting distance	2,5 mm ²⁾
Resistance to soldering heat flux-proof version	270°C / 10 s
Relay weight	14 g
Packaging unit	500 pcs

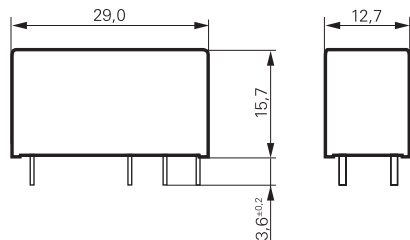
¹⁾ Version with transparent cover: V-2

²⁾ Version with transparent cover: 5 mm

Accessories

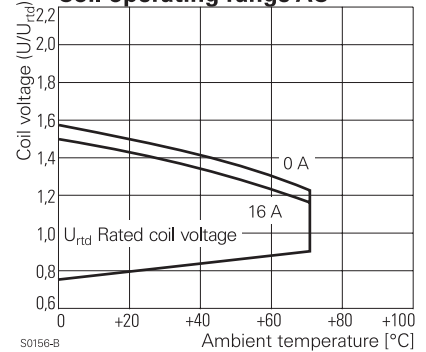
For standard version (white cover), details see accessories RT

Dimensions



S0272-BA

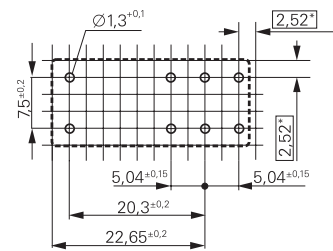
Coil operating range AC



S0156-B

PCB layout / terminal assignment

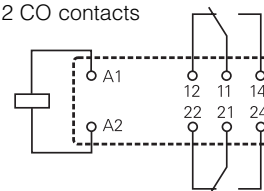
Bottom view on solder pins



S0418-CA

*) With the recommended PCB hole sizes a grid pattern from 2.5 mm to 2.54 mm can be used.

2 CO contacts



S0163-BJ

Power PCB Relay RX2 (Continued)

Product key



Type

Version

4 8 A, pinning 5 mm, flux proof

Contact configuration

2 2 CO contacts

Contact material

4 AgNi 90/10

Coil

Coil code: please refer to coil versions table

Cover

Blank standard cover (white)

C transparent cover (clear)

Product key	Version	Contacts	Cont. material	Coil	Cover	Part number
RX424012	8 A	2 CO contacts		12 VDC		2-1415504-1
RX424012C	pinning 5mm			12 VDC	transparent	5-1415504-1
RX424024	flux proof			24 VDC	white	3-1415504-1
RX424024C				24 VDC	transparent	6-1415504-1
RX424524				24 VAC	white	5-1415532-1
RX424730				230 VAC		4-1415504-1
RX424730C				230 VAC	transparent	7-1415504-1