

Electrical Specification: Disc Types

T-11-25

www.DataSheet4U.com

Part Number	Maximum Ratings (85°C)					Characteristics (25°C)			Typical Capacitance 1kHz Picofarads
	Continuous			Transient		Varistor Voltage 1mA DC ± 10%	Maximum Clamping Voltage		
	AC Voltage (RMS) Volts	DC Voltage Volts	Average Power Dissipation Watts	Energy ⁽⁷⁾ 2 ms Joules	Peak Current 8-20µs Amps		Volts	Amps	
SR1210M4S SR2220M4S	4	5.5	0.01 0.02	0.1 0.3	100 250	8 ⁽⁵⁾	14	1 2.5	5000 24000
SR1210M6S SR2220M6S	6	8	0.01 0.02	0.2 0.5	100 250	11 ⁽⁵⁾	21	1 2.5	4000 20000
SR1210L8S SR2220L8S	8	11	0.01 0.02	0.3 0.7	100 250	15 ⁽⁶⁾	28	1 2.5	3000 16000
S05K11 S07K11 S10K11 S14K11 S20K11	11	14	0.01 0.02 0.05 0.10 0.20	0.3 0.8 1.7 3.2 10.0 ⁽¹⁾	100 250 500 1000 2000	18	36	1 2.5 5 10 20	1600 3100 6800 11000 18000
S05K14 S07K14 S10K14 S14K14 S20K14	14	18 [†]	0.01 0.02 0.05 0.10 0.20	0.4 0.9 2.0 4.0 12.0 ⁽²⁾	100 250 500 1000 2000	22	43	1 2.5 5 10 20	1300 2500 5200 9000 15000
S05K17 S07K17 S10K17 S14K17 S20K17	17	22	0.01 0.02 0.05 0.10 0.20	0.5 1.1 2.5 5.0 14.0 ⁽³⁾	100 250 500 1000 2000	27	53	1 2.5 5 10 20	1050 1900 4000 7000 13000
S05K20 S07K20 S10K20 S14K20 S20K20	20	26	0.01 0.02 0.05 0.10 0.20	0.6 1.3 3.1 6.0 19.0 ⁽⁴⁾	100 250 500 1000 2000	33	65	1 2.5 5 10 20	750 1500 3100 5500 11000
S05K25 S07K25 S10K25 S14K25 S20K25	25	31	0.01 0.02 0.05 0.10 0.20	0.7 1.6 3.7 7.0 22.0	100 250 500 1000 2000	39	77	1 2.5 5 10 20	660 1250 2800 4600 8600
S05K30 S07K30 S10K30 S14K30 S20K30	30	38	0.01 0.02 0.05 0.10 0.20	0.9 2.0 4.4 9.0 26.0	100 250 500 1000 2000	47	93	1 2.5 5 10 20	580 1050 2150 3500 7200
S05K35 S07K35 S10K35 S14K35 S20K35	35	45	0.01 0.02 0.05 0.10 0.20	1.1 2.5 5.4 10.0 33.0	100 250 500 1000 2000	56	110	1 2.5 5 10 20	460 850 1900 3100 6100
S05K40 S07K40 S10K40 S14K40 S20K40	40	56	0.01 0.02 0.05 0.10 0.20	1.3 3.0 6.4 13.0 37.0	100 250 500 1000 2000	68	135	1 2.5 5 10 20	400 720 1700 2800 5300
S05K50 S07K50 S10K50 S14K50 S20K50	50	65	0.1 0.25 0.4 0.6 1.0	1.8 4.2 8.4 15.0 27.0	400 1200 2500 4500 6500	82	135	5 10 25 50 100	300 530 950 1800 3800
S05K60 S07K60 S10K60 S14K60 S20K60	60	85	0.1 0.25 0.4 0.6 1.0	2.2 4.8 10.0 17.0 33.0	400 1200 2500 4500 6500	100	165	5 10 25 50 100	250 480 870 1650 3600

www.DataSheet4U.com

Electrical Specifications, cont. Disc Types

www.DataSheet4U.com

Part Number	Maximum Ratings (85°C)					Characteristics (25°C)			Typical Capacitance 1kHz Picofarads
	Continuous			Transient		Varistor Voltage 1mA DC ± 10%	Maximum Clamping Voltage		
	AC Voltage (RMS)	DC Voltage	Average Power Dissipation	Energy ⁽¹⁾ 2 ms	Peak Current 8/20µs		Volts	Amps	
	Volts	Volts	Watts	Joules	Amps				
S05K75 S07K75 S10K75 S14K75 S20K75	75	100	0.1 0.25 0.4 0.6 1.0	2.5 5.9 12.0 20.0 40.0	400 1200 2500 4500 6500	120	200	5 10 25 50 100	210 430 720 1370 2900
S05K95 S07K95 S10K95 S14K95 S20K95	95	125	0.1 0.25 0.4 0.6 1.0	3.4 7.6 15.0 25.0 50.0	400 1200 2500 4500 6500	150	250	5 10 25 50 100	135 260 530 870 1830
S05K115 S07K115 S10K115 S14K115 S20K115	115	150	0.1 0.25 0.4 0.6 1.0	3.6 8.4 18.0 30.0 60.0	400 1200 2500 4500 6500	180	300	5 10 25 50 100	110 220 445 730 1520
S05K130 S07K130 S10K130 S14K130 S20K130	130	170	0.1 0.25 0.4 0.6 1.0	4.3 9.5 19.0 34.0 68.0	400 1200 2500 4500 6500	205	340	5 10 25 50 100	100 200 400 650 1340
S20S130B	130	170	1.0	65.0	6500	205	325	100	1340
S05K140 S07K140 S10K140 S14K140 S20K140	140	180	0.1 0.25 0.4 0.6 1.0	4.5 10.0 22.0 36.0 72.0	400 1200 2500 4500 6500	220	360	5 10 25 50 100	95 180 370 610 1240
S05K150 S07K150 S10K150 S14K150 S20K150	150	200	0.1 0.25 0.4 0.6 1.0	4.9 11.0 24.0 40.0 79.0	400 1200 2500 4500 6500	240	395	5 10 25 50 100	90 170 350 570 1160
S20S150B	150	200	1.0	72.0	6500	240	360	100	1160
S05K175 S07K175 S10K175 S14K175 S20K175	175	225	0.1 0.25 0.4 0.6 1.0	5.6 13.0 28.0 46.0 91.0	400 1200 2500 4500 6500	270	455	5 10 25 50 100	75 150 300 490 1000
S05K230 S07K230 S10K230 S14K230 S20K230	230	300	0.1 0.25 0.4 0.6 1.0	7.2 17.0 36.0 60.0 120.0	400 1200 2500 4500 6500	360	595	5 10 25 50 100	60 115 230 380 760
S05K250 S07K250 S10K250 S14K250 S20K250	250	320	0.1 0.25 0.4 0.6 1.0	8.2 19.0 38.0 65.0 130.0	400 1200 2500 4500 6500	390	650	5 10 25 50 100	55 105 215 350 700
S20S250B	250	320	1.0	120.0	6500	390	620	100	700
S05K275 S07K275 S10K275 S14K275 S20K275	275	350	0.1 0.25 0.4 0.6 1.0	8.6 21.0 43.0 71.0 140.0	400 1200 2500 4500 6500	430	710	5 10 25 50 100	50 95 195 320 630
S20S275B	275	350	1.0	140.0	6500	430	680	100	700

www.DataSheet4U.com

Electrical Specifications, cont. Disc Types

Part Number	Maximum Ratings (85°C)					Characteristics (25°C)			Typical Capacitance 1kHz Picofarads
	Continuous			Transient		Varistor Voltage 1mA DC ± 10%	Maximum Clamping Voltage		
	AC Voltage (RMS)	DC Voltage	Average Power Dissipation	Energy ⁽⁷⁾ 2 ms	Peak Current 8/20µs		Volts	Amps	
	Volts	Volts	Watts	Joules	Amps	Volts	Volts	Amps	
S05K300 S07K300 S10K300 S14K300 S20K300	300	385	0.1 0.25 0.4 0.6 1.0	9.6 23.0 47.0 76.0 160.0	400 1200 2500 4500 6500	470	775	5 10 25 50 100	45 90 180 300 580
S14K320 S20K320	320	420	0.6 1.0	84.0 170.0	4500 6500	510	840	50 100	280 540
S05K385 S07K385 S10K385 S14K385 S20K385	385	505	0.1 0.25 0.4 0.6 1.0	13.0 28.0 40.0 80.0 140.0	400 1200 2500 4500 6500	620	1025	5 10 25 50 100	40 75 150 240 450
S05K420 S07K420 S10K420 S14K420 S20K420	420	560	0.1 0.25 0.4 0.6 1.0	14.0 34.0 45.0 90.0 160.0	400 1200 2500 4500 6500	680	1120	5 10 25 50 100	35 65 135 220 420
S10K460 S14K460 S20K460	460	615	0.4 0.6 1.0	50.0 100.0 180.0	2500 4500 6500	750	1240	25 50 100	120 200 380
S10K510 S14K510 S20K510	510	670	0.4 0.6 1.0	55.0 110.0 190.0	2500 4500 6500	820	1355	25 50 100	110 180 340
S10K550 S14K550 S20K550	550	745	0.4 0.6 1.0	60.0 120.0 210.0	2500 4500 6500	910	1500	25 50 100	105 170 320
S10K625 S14K625 S20K625	625	825	0.4 0.6 1.0	68.0 130.0 230.0	2500 4500 6500	1000	1650	25 50 100	90 150 280
S10K680 S14K680 S20K880	680	895	0.4 0.6 1.0	72.0 140.0 250.0	2500 4500 6500	1100	1815	25 50 100	85 140 250
S14K1000 S20K1000	1100 ⁽⁸⁾	1465	0.6 1.0	230.0 410.0	4500 6500	1800	2970	50 100	100 170

¹S20K14 will withstand 24VDC for 5 minutes.

¹Energy rating 80 joules for impulse duration of 30 ms minimum to one half of peak current value.

²Energy rating 100 joules, same conditions as above.

³Energy rating 120 joules same conditions as above.

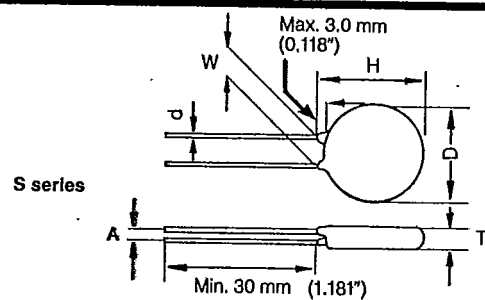
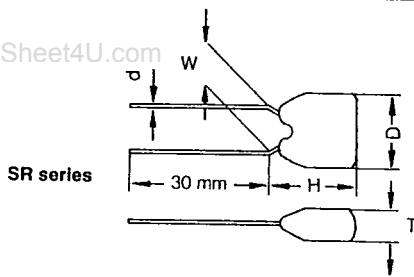
⁴Energy rating 150 joules, same conditions as above.

⁵M = ± 20%.

⁶L = ± 15%.

⁷Previous catalog specified at 20 microseconds.

⁸Part numbers differ from AC (RMS) voltage.



Part Number	D max.		T max.		W*		H max.		A*		d	
	inch	mm	inch	mm	inch	mm	inch	mm	inch	mm	inch	mm
SR1210M4S SR2220M4S	0.197 0.295	5.0 7.5	0.122 0.150	3.1 3.8	0.197 0.197	5.0 5.0	0.256 0.354	6.5 9.0	0.0 0.0	0.0 0.0	0.024 0.024	0.6 0.6
SR1210M6S SR2220M6S	0.197 0.295	5.0 7.5	0.122 0.150	3.1 3.8	0.197 0.197	5.0 5.0	0.256 0.354	6.5 9.0	0.0 0.0	0.0 0.0	0.024 0.024	0.6 0.6
SR1210L8S SR2220L8S	0.197 0.295	5.0 7.5	0.122 0.150	3.1 3.8	0.197 0.197	5.0 5.0	0.256 0.354	6.5 9.0	0.0 0.0	0.0 0.0	0.024 0.024	0.6 0.6
S05K11 S07K11 S10K11 S14K11 S20K11	0.276 0.354 0.492 0.650 0.886	7.0 9.0 12.5 16.5 22.5	0.138 0.138 0.161 0.161 0.177	3.5 3.5 4.1 4.1 4.5	0.197 0.197 0.295 0.295 0.394	5.0 5.0 7.5 7.5 10.0	0.394 0.472 0.630 0.787 1.020	10.0 12.0 16.0 20.0 26.0	0.047 0.047 0.055 0.055 0.059	1.2 1.2 1.4 1.4 1.5	0.024 0.024 0.031 0.031 0.039	0.6 0.6 0.8 0.8 1.0
S05K14 S07K14 S10K14 S14K14 S20K14	0.276 0.354 0.492 0.650 0.886	7.0 9.0 12.5 16.5 22.5	0.142 0.142 0.165 0.165 0.181	3.6 3.6 4.2 4.2 4.6	0.197 0.197 0.295 0.295 0.394	5.0 5.0 7.5 7.5 10.0	0.394 0.472 0.630 0.787 1.020	10.0 12.0 16.0 20.0 26.0	0.051 0.051 0.059 0.059 0.063	1.3 1.3 1.5 1.5 1.6	0.024 0.024 0.031 0.031 0.039	0.6 0.6 0.8 0.8 1.0
S05K17 S07K17 S10K17 S14K17 S20K17	0.276 0.354 0.492 0.650 0.886	7.0 9.0 12.5 16.5 22.5	0.146 0.146 0.169 0.173 0.189	3.7 3.7 4.3 4.4 4.8	0.197 0.197 0.295 0.295 0.394	5.0 5.0 7.5 7.5 10.0	0.394 0.472 0.630 0.787 1.020	10.0 12.0 16.0 20.0 26.0	0.055 0.055 0.063 0.067 0.071	1.4 1.4 1.6 1.7 1.8	0.024 0.024 0.031 0.031 0.039	0.6 0.6 0.8 0.8 1.0
S05K20 S07K20 S10K20 S14K20 S20K20	0.276 0.354 0.492 0.650 0.886	7.0 9.0 12.5 16.5 22.5	0.138 0.138 0.177 0.181 0.201	3.5 3.5 4.5 4.6 5.1	0.197 0.197 0.295 0.295 0.394	5.0 5.0 7.5 7.5 10.0	0.394 0.472 0.630 0.787 1.020	10.0 12.0 16.0 20.0 26.0	0.047 0.047 0.071 0.075 0.083	1.2 1.2 1.8 1.9 2.1	0.024 0.024 0.031 0.031 0.039	0.6 0.6 0.8 0.8 1.0
S05K25 S07K25 S10K25 S14K25 S20K25	0.276 0.354 0.492 0.650 0.886	7.0 9.0 12.5 16.5 22.5	0.142 0.142 0.169 0.173 0.189	3.6 3.6 4.3 4.4 4.8	0.197 0.197 0.295 0.295 0.394	5.0 5.0 7.5 7.5 10.0	0.394 0.472 0.630 0.787 1.020	10.0 12.0 16.0 20.0 26.0	0.051 0.051 0.063 0.067 0.071	1.3 1.3 1.6 1.7 1.8	0.024 0.024 0.031 0.031 0.039	0.6 0.6 0.8 0.8 1.0
S05K30 S07K30 S10K30 S14K30 S20K30	0.276 0.354 0.492 0.650 0.886	7.0 9.0 12.5 16.5 22.5	0.150 0.150 0.173 0.177 0.197	3.8 3.8 4.4 4.5 5.0	0.197 0.197 0.295 0.295 0.394	5.0 5.0 7.5 7.5 10.0	0.394 0.472 0.630 0.787 1.020	10.0 12.0 16.0 20.0 26.0	0.059 0.059 0.067 0.071 0.079	1.5 1.5 1.7 1.8 2.0	0.024 0.024 0.031 0.031 0.039	0.6 0.6 0.8 0.8 1.0
S05K35 S07K35 S10K35 S14K35 S20K35	0.276 0.354 0.492 0.650 0.886	7.0 9.0 12.5 16.5 22.5	0.153 0.153 0.177 0.185 0.205	3.9 3.9 4.5 4.7 5.2	0.197 0.197 0.295 0.295 0.394	5.0 5.0 7.5 7.5 10.0	0.394 0.472 0.630 0.787 1.020	10.0 12.0 16.0 20.0 26.0	0.063 0.063 0.071 0.079 0.087	1.6 1.6 1.8 2.0 2.2	0.024 0.024 0.031 0.031 0.039	0.6 0.6 0.8 0.8 1.0
S05K40 S07K40 S10K40 S14K40 S20K40	0.276 0.354 0.492 0.650 0.886	7.0 9.0 12.5 16.5 22.5	0.161 0.161 0.189 0.193 0.213	4.1 4.1 4.8 4.9 5.4	0.197 0.197 0.295 0.295 0.394	5.0 5.0 7.5 7.5 10.0	0.394 0.472 0.630 0.787 1.020	10.0 12.0 16.0 20.0 26.0	0.071 0.071 0.083 0.087 0.094	1.8 1.8 2.1 2.2 2.4	0.024 0.024 0.031 0.031 0.039	0.6 0.6 0.8 0.8 1.0
S05K50 S07K50 S10K50 S14K50 S20K50	0.276 0.354 0.492 0.650 0.886	7.0 9.0 12.5 16.5 22.5	0.138 0.138 0.161 0.161 0.177	3.5 3.5 4.1 4.1 4.5	0.197 0.197 0.295 0.295 0.394	5.0 5.0 7.5 7.5 10.0	0.394 0.472 0.630 0.787 1.020	10.0 12.0 16.0 20.0 26.0	0.047 0.047 0.055 0.055 0.059	1.2 1.2 1.4 1.4 1.5	0.024 0.024 0.031 0.031 0.039	0.6 0.6 0.8 0.8 1.0
S05K60 S07K60 S10K60 S14K60 S20K60	0.276 0.354 0.492 0.650 0.886	7.0 9.0 12.5 16.5 22.5	0.138 0.138 0.161 0.165 0.181	3.5 3.5 4.1 4.2 4.6	0.197 0.197 0.295 0.295 0.394	5.0 5.0 7.5 7.5 10.0	0.394 0.472 0.630 0.787 1.020	10.0 12.0 16.0 20.0 26.0	0.047 0.047 0.055 0.059 0.063	1.2 1.2 1.4 1.5 1.6	0.024 0.024 0.031 0.031 0.039	0.6 0.6 0.8 0.8 1.0

*Tolerance ± 1mm, 0.039 inch

Mechanical Specifications, cont. Disc Types

www.DataSheet4U.com

Part Number	D max.		T max.		W*		H max.		A*		d	
	inch	mm	inch	mm	inch	mm	inch	mm	inch	mm	inch	mm
S05K75	0.276	7.0	0.142	3.6	0.197	5.0	0.394	10.0	0.051	1.3	0.024	0.6
S07K75	0.354	9.0	0.142	3.6	0.197	5.0	0.472	12.0	0.051	1.3	0.024	0.6
S10K75	0.492	12.5	0.165	4.2	0.295	7.5	0.630	16.0	0.059	1.5	0.031	0.8
S14K75	0.650	16.5	0.165	4.2	0.295	7.5	0.787	20.0	0.059	1.5	0.031	0.8
S20K75	0.886	22.5	0.181	4.6	0.394	10.0	1.020	26.0	0.063	1.6	0.039	1.0
S05K95	0.276	7.0	0.142	3.6	0.197	5.0	0.394	10.0	0.051	1.3	0.024	0.6
S07K95	0.354	9.0	0.142	3.6	0.197	5.0	0.472	12.0	0.051	1.3	0.024	0.6
S10K95	0.492	12.5	0.165	4.2	0.295	7.5	0.630	16.0	0.059	1.5	0.031	0.8
S14K95	0.650	16.5	0.165	4.2	0.295	7.5	0.787	20.0	0.059	1.5	0.031	0.8
S20K95	0.886	22.5	0.181	4.6	0.394	10.0	1.020	26.0	0.063	1.6	0.039	1.0
S05K115	0.276	7.0	0.150	3.8	0.197	5.0	0.394	10.0	0.059	1.5	0.024	0.6
S07K115	0.354	9.0	0.150	3.8	0.197	5.0	0.472	12.0	0.059	1.5	0.024	0.6
S10K115	0.492	12.5	0.169	4.3	0.295	7.5	0.630	16.0	0.063	1.6	0.031	0.8
S14K115	0.650	16.5	0.173	4.4	0.295	7.5	0.787	20.0	0.067	1.7	0.031	0.8
S20K115	0.886	22.5	0.189	4.8	0.394	10.0	1.020	26.0	0.071	1.8	0.039	1.0
S05K130	0.276	7.0	0.153	3.9	0.197	5.0	0.394	10.0	0.063	1.6	0.024	0.6
S07K130	0.354	9.0	0.153	3.9	0.197	5.0	0.472	12.0	0.063	1.6	0.024	0.6
S10K130	0.492	12.5	0.177	4.5	0.295	7.5	0.630	16.0	0.071	1.8	0.031	0.8
S14K130	0.650	16.5	0.181	4.6	0.295	7.5	0.787	20.0	0.075	1.9	0.031	0.8
S20K130	0.886	22.5	0.197	5.0	0.394	10.0	1.020	26.0	0.079	2.0	0.039	1.0
S20S130B	0.886	22.5	0.197	5.0	0.394	10.0	1.020	26.0	0.079	2.0	0.039	1.0
S05K140	0.276	7.0	0.157	4.0	0.197	5.0	0.394	10.0	0.067	1.7	0.024	0.6
S07K140	0.354	9.0	0.157	4.0	0.197	5.0	0.472	12.0	0.067	1.7	0.024	0.6
S10K140	0.492	12.5	0.181	4.6	0.295	7.5	0.630	16.0	0.075	1.9	0.031	0.8
S14K140	0.650	16.5	0.185	4.7	0.295	7.5	0.787	20.0	0.079	2.0	0.031	0.8
S20K140	0.886	22.5	0.201	5.1	0.394	10.0	1.020	26.0	0.083	2.1	0.039	1.0
S05K150	0.276	7.0	0.161	4.1	0.197	5.0	0.394	10.0	0.071	1.8	0.024	0.6
S07K150	0.354	9.0	0.161	4.1	0.197	5.0	0.472	12.0	0.071	1.8	0.024	0.6
S10K150	0.492	12.5	0.185	4.7	0.295	7.5	0.630	16.0	0.079	2.0	0.031	0.8
S14K150	0.650	16.5	0.189	4.8	0.295	7.5	0.787	20.0	0.083	2.1	0.031	0.8
S20K150	0.886	22.5	0.205	5.2	0.394	10.0	1.020	26.0	0.087	2.2	0.039	1.0
S20S150B	0.886	22.5	0.205	5.2	0.394	10.0	1.020	26.0	0.087	2.2	0.039	1.0
S05K175	0.276	7.0	0.169	4.3	0.197	5.0	0.394	10.0	0.079	2.0	0.024	0.6
S07K175	0.354	9.0	0.169	4.3	0.197	5.0	0.472	12.0	0.079	2.0	0.024	0.6
S10K175	0.492	12.5	0.193	4.9	0.295	7.5	0.630	16.0	0.087	2.2	0.031	0.8
S14K175	0.650	16.5	0.193	4.9	0.295	7.5	0.787	20.0	0.087	2.2	0.031	0.8
S20K175	0.886	22.5	0.209	5.3	0.394	10.0	1.020	26.0	0.091	2.3	0.039	1.0
S05K230	0.276	7.0	0.189	4.8	0.197	5.0	0.394	10.0	0.098	2.5	0.024	0.6
S07K230	0.354	9.0	0.189	4.8	0.197	5.0	0.472	12.0	0.098	2.5	0.024	0.6
S10K230	0.492	12.5	0.213	5.4	0.295	7.5	0.669	17.0	0.106	2.7	0.031	0.8
S14K230	0.650	16.5	0.216	5.5	0.295	7.5	0.807	20.5	0.110	2.8	0.031	0.8
S20K230	0.886	22.5	0.232	5.9	0.394	10.0	1.080	27.5	0.114	2.9	0.039	1.0
S05K250	0.276	7.0	0.197	5.0	0.197	5.0	0.394	10.0	0.106	2.7	0.024	0.6
S07K250	0.354	9.0	0.197	5.0	0.197	5.0	0.472	12.0	0.106	2.7	0.024	0.6
S10K250	0.492	12.5	0.220	5.6	0.295	7.5	0.669	17.0	0.114	2.9	0.031	0.8
S14K250	0.650	16.5	0.224	5.7	0.295	7.5	0.807	20.5	0.118	3.0	0.031	0.8
S20K250	0.886	22.5	0.239	6.1	0.394	10.0	1.080	27.5	0.122	3.1	0.039	1.0
S20S250B	0.886	22.5	0.239	6.1	0.394	10.0	1.080	27.5	0.122	3.1	0.039	1.0

*Tolerance ± 1mm, 0.039 inch

Mechanical Specifications, cont., Disc Types

www.DataSheet4U.com

Part Number	D max.		T max.		W*		H max.		A*		d	
	inch	mm	inch	mm	inch	mm	inch	mm	inch	mm	inch	mm
S05K275	0.276	7.0	0.205	5.2	0.197	5.0	0.394	10.0	0.114	2.9	0.024	0.6
S07K275	0.354	9.0	0.205	5.2	0.197	5.0	0.472	12.0	0.114	2.9	0.024	0.6
S10K275	0.492	12.5	0.228	5.8	0.295	7.5	0.669	17.0	0.122	3.1	0.031	0.8
S14K275	0.650	16.5	0.232	5.9	0.295	7.5	0.807	20.5	0.126	3.2	0.031	0.8
S20K275	0.886	22.5	0.248	6.3	0.394	10.0	1.080	27.5	0.130	3.3	0.039	1.0
S20S275B	0.886	22.5	0.248	6.3	0.394	10.0	1.080	27.5	0.130	3.3	0.039	1.0
S05K300	0.276	7.0	0.213	5.4	0.197	5.0	0.394	10.0	0.122	3.1	0.024	0.6
S07K300	0.354	9.0	0.213	5.4	0.197	5.0	0.472	12.0	0.122	3.1	0.024	0.8
S10K300	0.492	12.5	0.239	6.1	0.295	7.5	0.669	17.0	0.134	3.4	0.031	0.8
S14K300	0.650	16.5	0.239	6.1	0.295	7.5	0.807	20.5	0.134	3.4	0.031	0.8
S20K300	0.886	22.5	0.260	6.6	0.394	10.0	1.080	27.5	0.142	3.6	0.039	1.0
S14K320	0.650	16.5	0.248	6.3	0.295	7.5	0.807	20.5	0.142	3.6	0.031	0.8
S20K320	0.886	22.5	0.268	6.8	0.394	10.0	1.080	27.5	0.150	3.8	0.039	1.0
S05K385	0.276	7.0	0.244	6.2	0.197	5.0	0.394	10.0	0.153	3.9	0.024	0.6
S07K385	0.354	9.0	0.244	6.2	0.197	5.0	0.472	12.0	0.153	3.9	0.024	0.6
S10K385	0.492	12.5	0.271	6.9	0.295	7.5	0.669	17.0	0.165	4.2	0.031	0.8
S14K385	0.650	16.5	0.271	6.9	0.295	7.5	0.807	20.5	0.165	4.2	0.031	0.8
S20K385	0.886	22.5	0.295	7.5	0.394	10.0	1.080	27.5	0.177	4.5	0.039	1.0
S05K420	0.276	7.0	0.260	6.6	0.197	5.0	0.394	10.0	0.169	4.3	0.024	0.6
S07K420	0.354	9.0	0.260	6.6	0.197	5.0	0.472	12.0	0.169	4.3	0.024	0.6
S10K420	0.492	12.5	0.287	7.3	0.295	7.5	0.669	17.0	0.181	4.6	0.031	0.8
S14K420	0.650	16.5	0.291	7.4	0.295	7.5	0.807	20.5	0.185	4.7	0.031	0.8
S20K420	0.886	22.5	0.307	7.8	0.394	10.0	1.080	27.5	0.189	4.8	0.039	1.0
S10K460	0.492	12.5	0.303	7.7	0.295	7.5	0.669	17.0	0.197	5.0	0.031	0.8
S14K460	0.650	16.5	0.307	7.8	0.295	7.5	0.807	20.5	0.201	5.1	0.031	0.8
S20K460	0.886	22.5	0.323	8.2	0.394	10.0	1.080	27.5	0.205	5.2	0.039	1.0
S10K510	0.492	12.5	0.319	8.1	0.295	7.5	0.669	17.0	0.213	5.4	0.031	0.8
S14K510	0.650	16.5	0.323	8.2	0.295	7.5	0.807	20.5	0.217	5.5	0.031	0.8
S20K510	0.886	22.5	0.342	8.7	0.394	10.0	1.080	27.5	0.220	5.6	0.039	1.0
S10K550	0.492	12.5	0.339	8.6	0.295	7.5	0.669	17.0	0.232	5.9	0.031	0.8
S14K550	0.650	16.5	0.342	8.7	0.295	7.5	0.807	20.5	0.236	6.0	0.031	0.8
S20K550	0.886	22.5	0.362	9.2	0.394	10.0	1.080	27.5	0.244	6.2	0.039	1.0
S10K625	0.492	12.5	0.358	9.1	0.295	7.5	0.669	17.0	0.252	6.4	0.031	0.8
S14K625	0.650	16.5	0.362	9.2	0.295	7.5	0.807	20.5	0.256	6.5	0.031	0.8
S20K625	0.886	22.5	0.382	9.7	0.394	10.0	1.080	27.5	0.260	6.6	0.039	1.0
S10K680	0.492	12.5	0.382	9.7	0.295	7.5	0.669	17.0	0.276	7.0	0.031	0.8
S14K680	0.650	16.5	0.386	9.8	0.295	7.5	0.807	20.5	0.279	7.1	0.031	0.8
S20K680	0.886	22.5	0.405	10.3	0.394	10.0	1.080	27.5	0.287	7.3	0.039	1.0
S14K1000	0.650	16.5	0.547	13.9	0.295	7.5	0.807	20.5	0.441	11.2	0.031	0.8
S20K1000	0.886	22.5	0.571	14.5	0.394	10.0	1.080	27.5	0.453	11.5	0.039	1.0

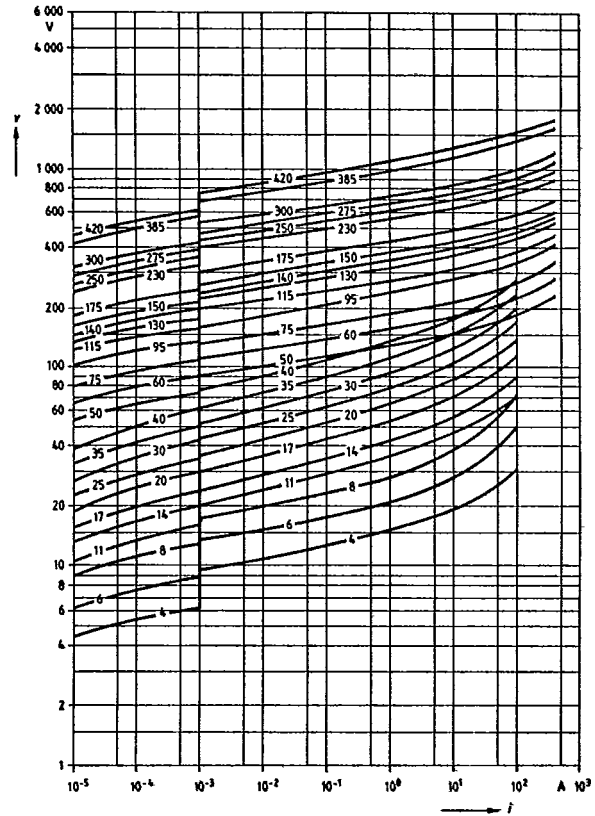
*Tolerance ± 1mm, 0.039 inch

V-I Characteristics, Disc Types

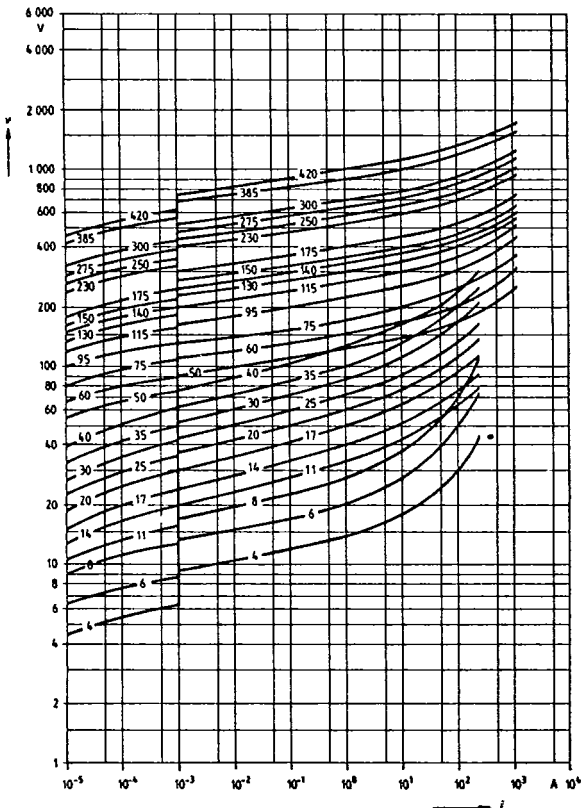
www.DataSheet4U.com

The V-I characteristics are shown for the various series described. In actual operation the idle power (no transient condition) is of importance; therefore, for each of the series described, the maximum leakage current is shown (to the left of the discontinuity). During transient operation, the clamping voltage for a given current is of importance; therefore, for each of the series described, the maximum clamping voltage for a given surge current value is shown (to the right of the discontinuity).

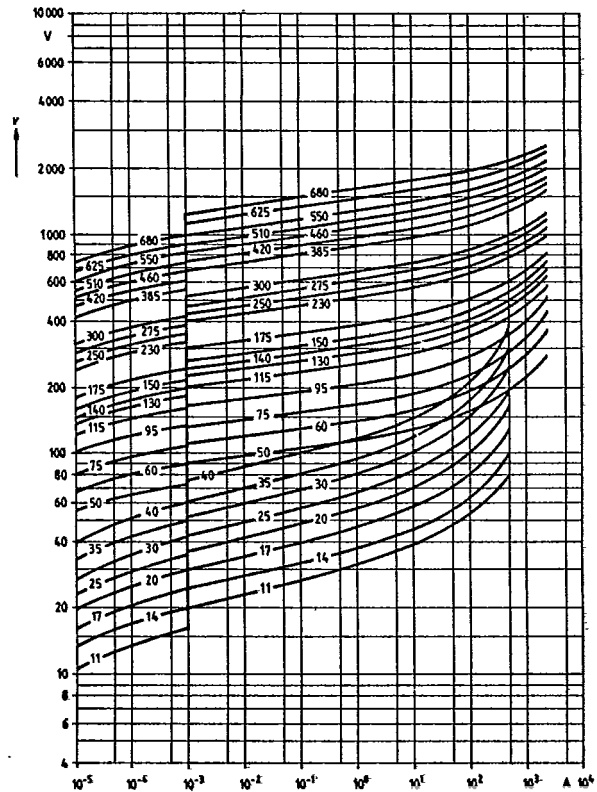
S05K11...420
SR1210 M4S, M6S, L8S



S07K11...420
SR2220 M4S, M6S, L8S

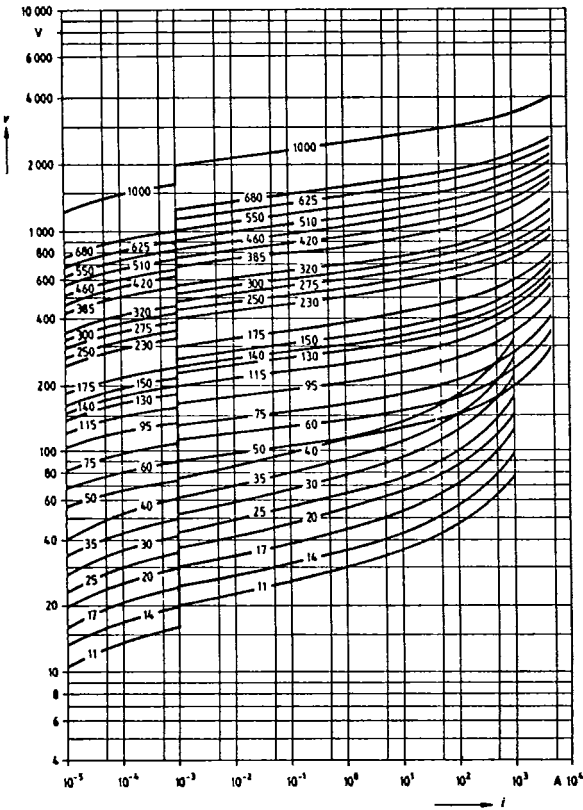


S10K11...680

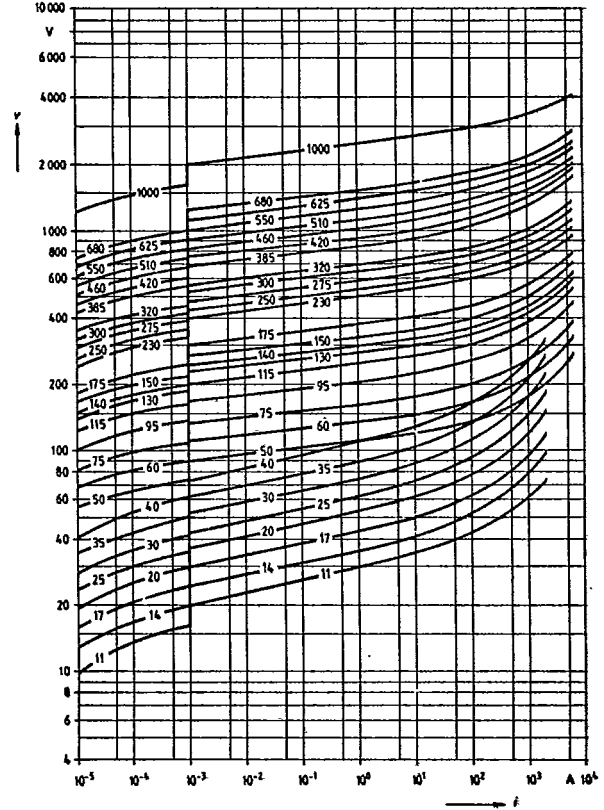


www.DataSheet4U.com

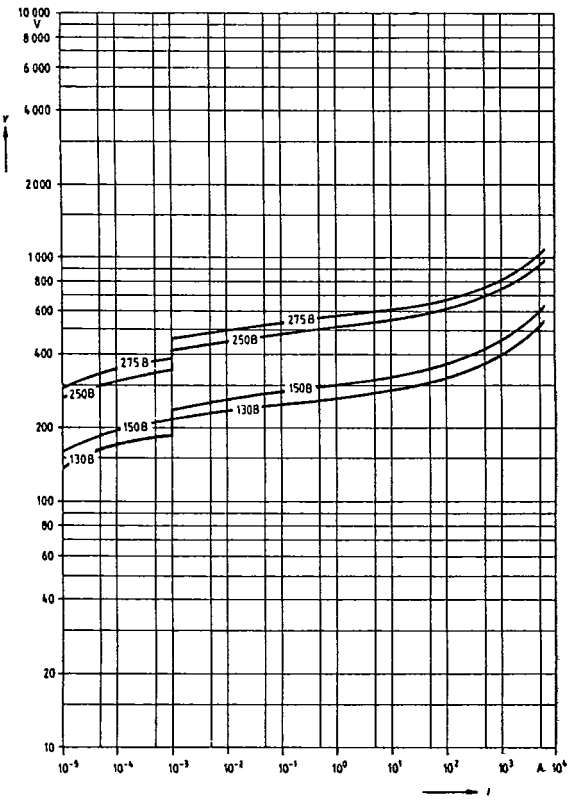
S14K11...1000



S20K11...1000

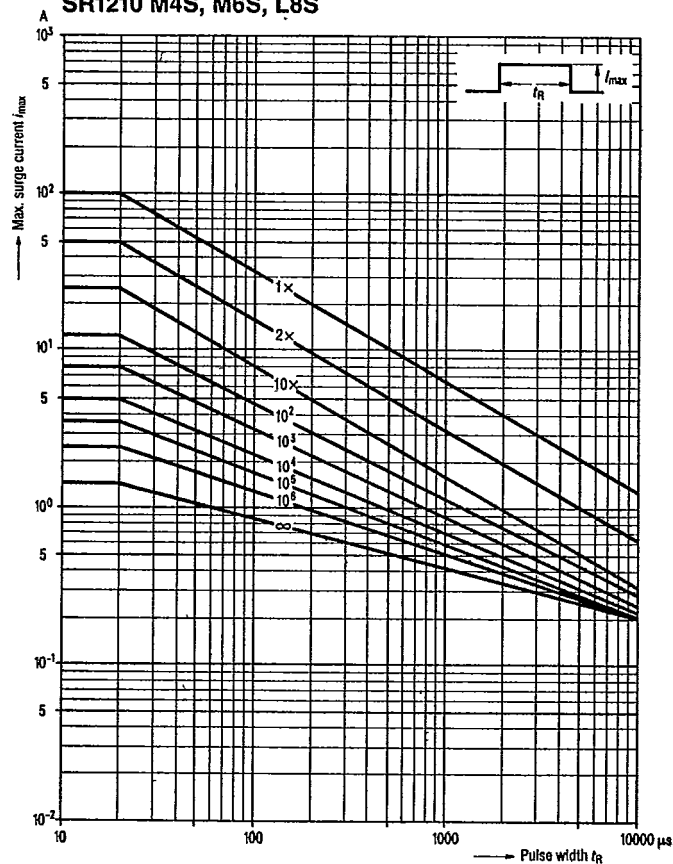


S20S130B...275B

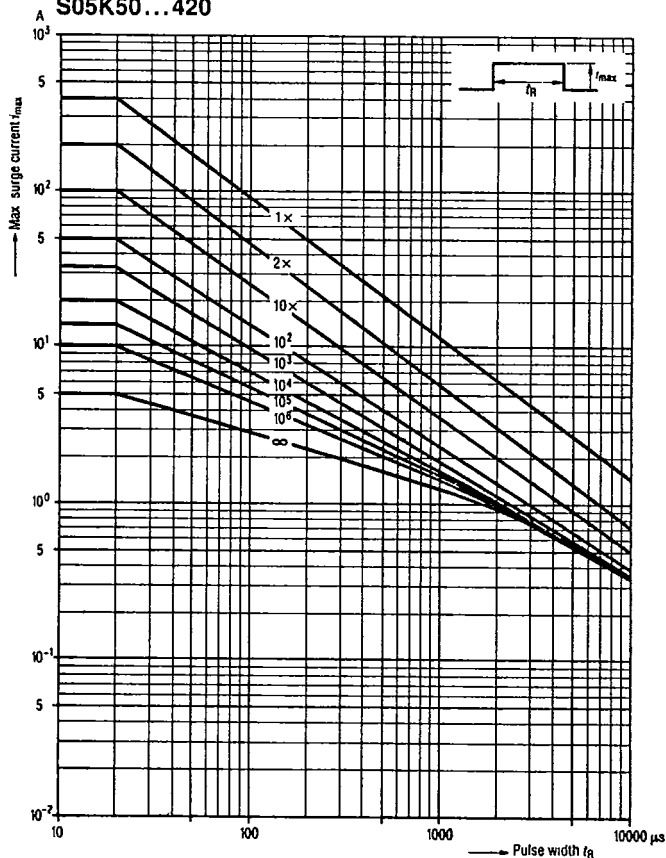


The curves on pages 12 through 15 are used to determine the maximum number of times a varistor can withstand a current impulse of a given peak amplitude and pulse width (rectangular pulse width is assumed) without a change in varistor voltage of more than 10 percent. If these lifetime ratings are exceeded, the varistor voltage may undergo a permanent change of greater than 10 percent, which may lead to catastrophic failure under some circumstances. For this reason, the varistor safety recommendations listed on page 21 should be followed.

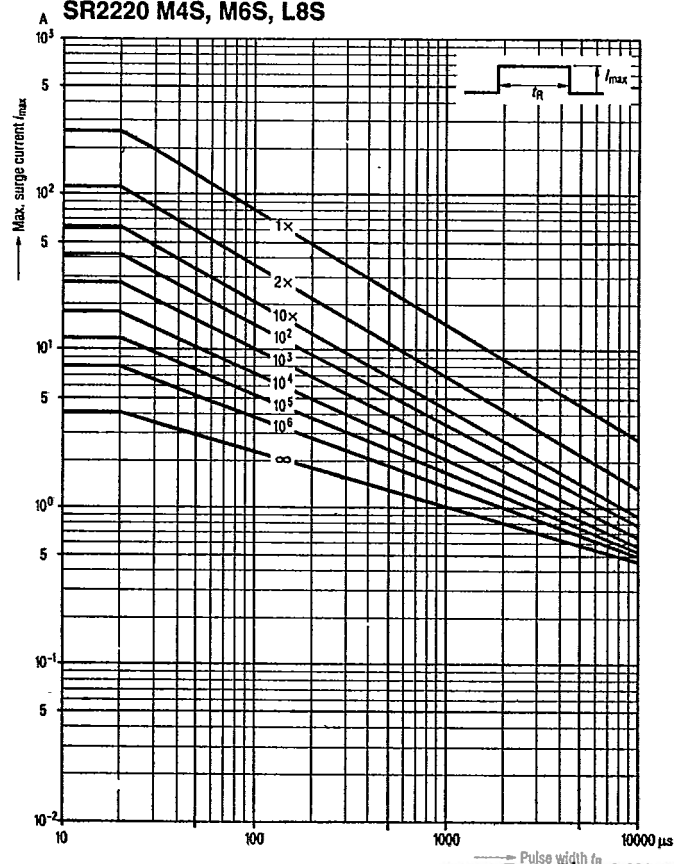
S05K11...40
SR1210 M4S, M6S, L8S



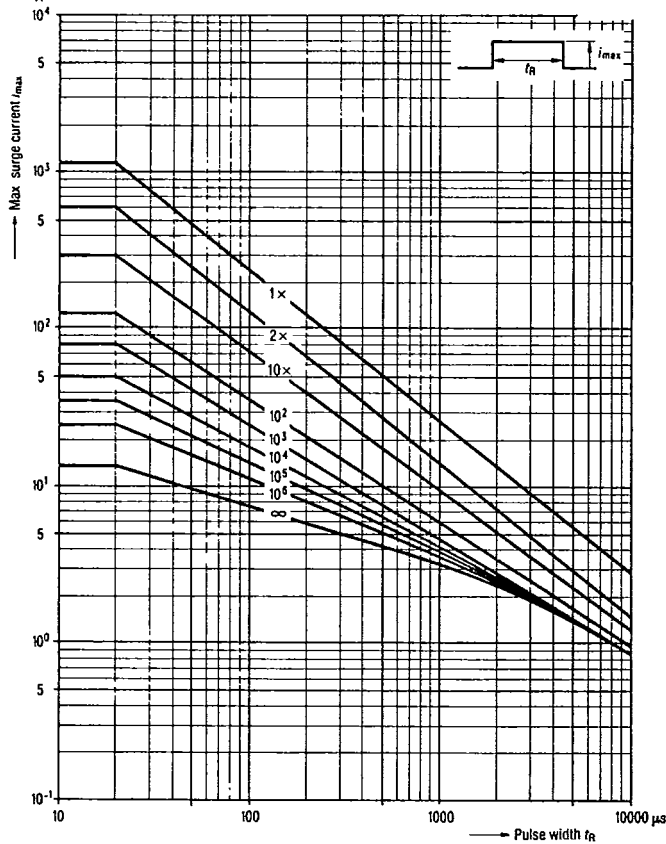
S05K50...420



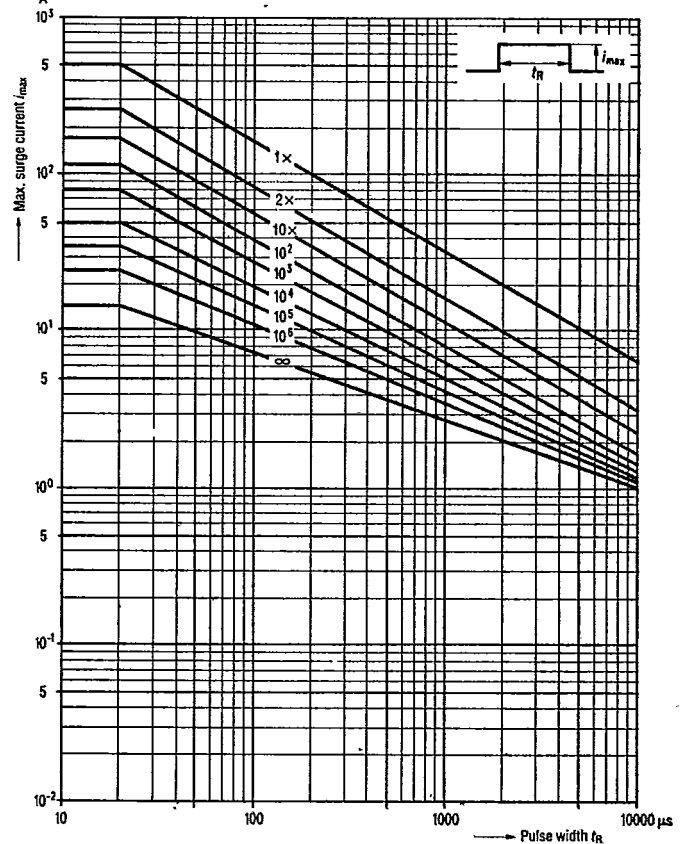
S07K11...40
SR2220 M4S, M6S, L8S



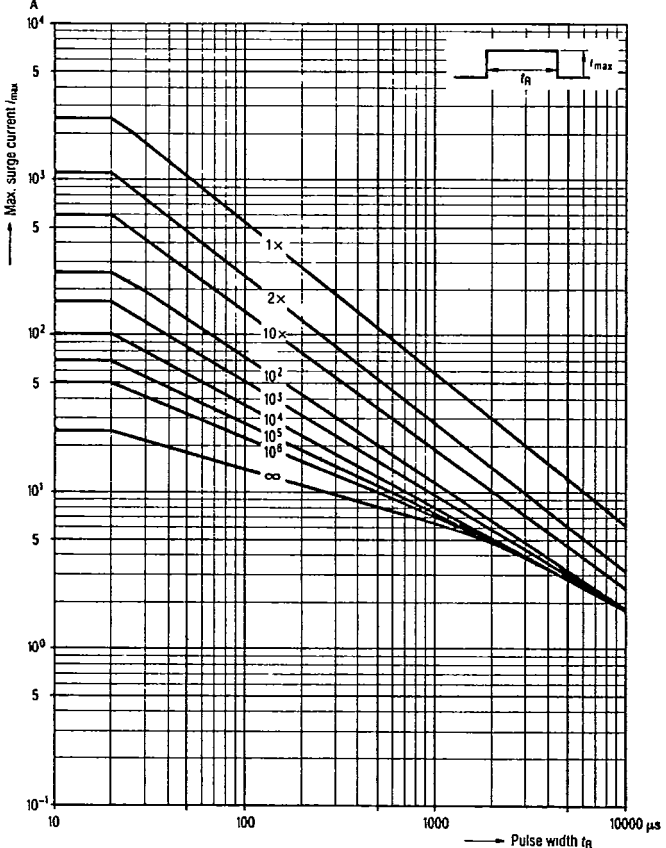
S07K50...420



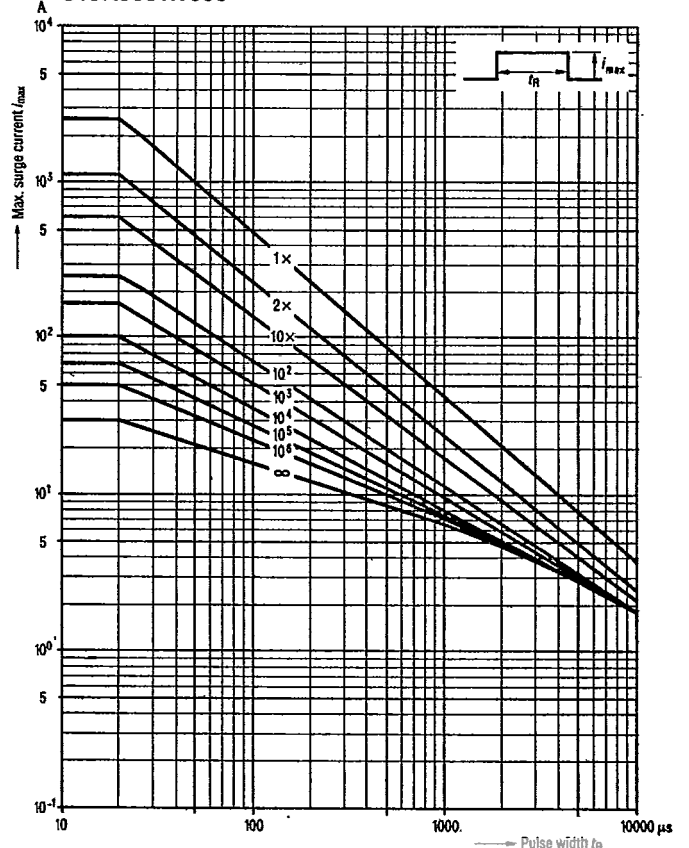
S10K11...40

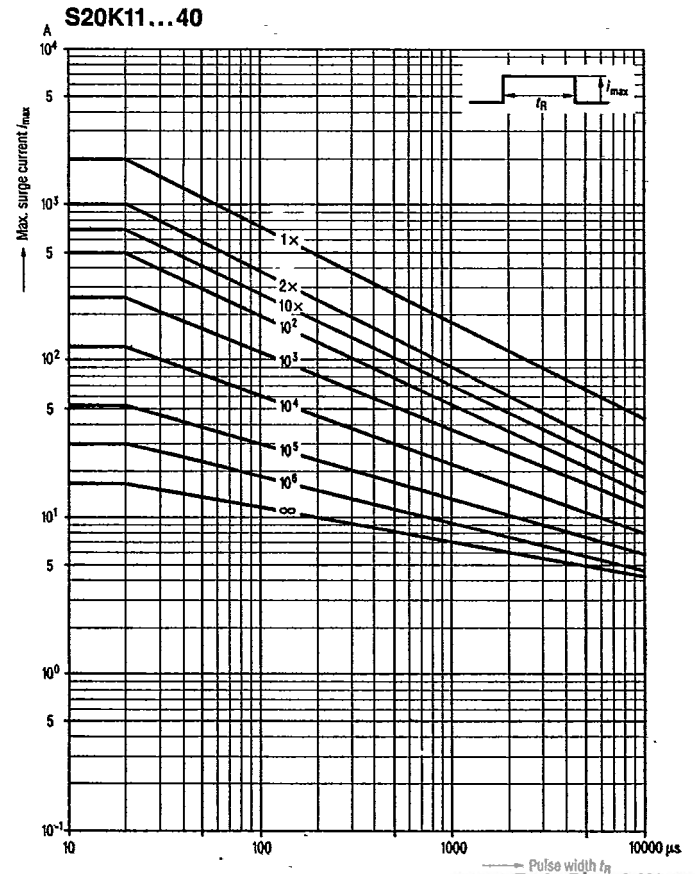
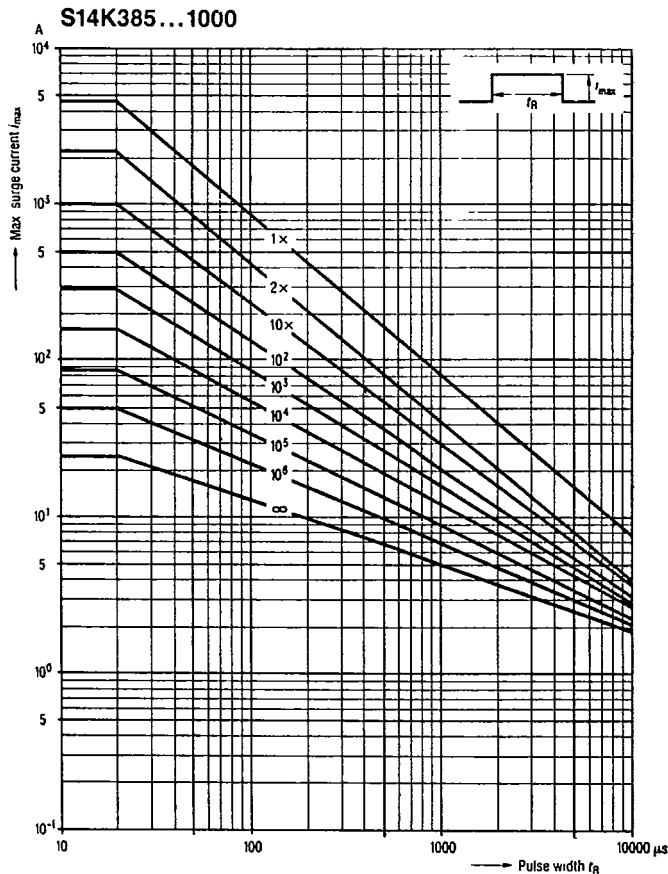
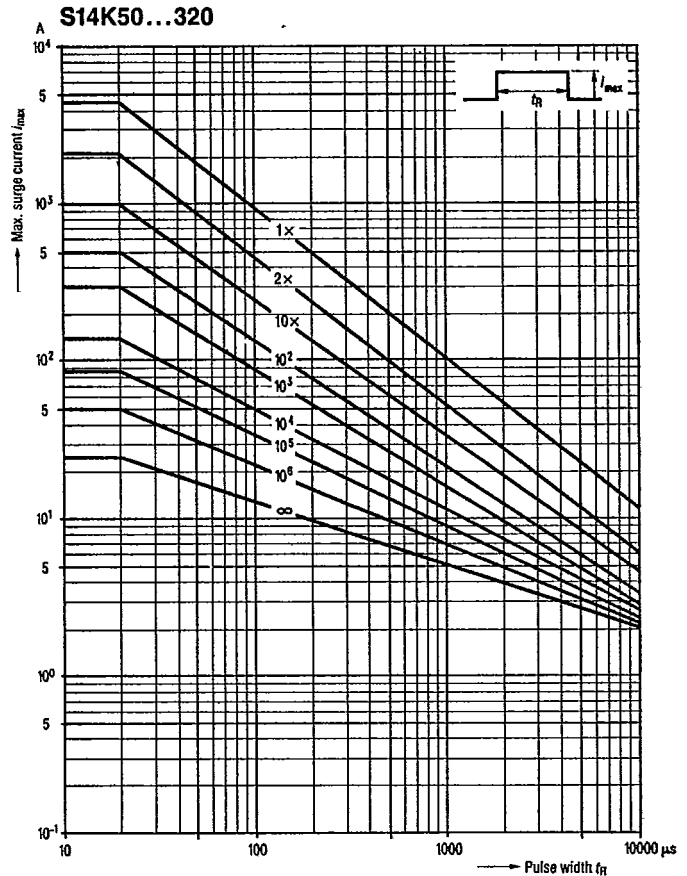
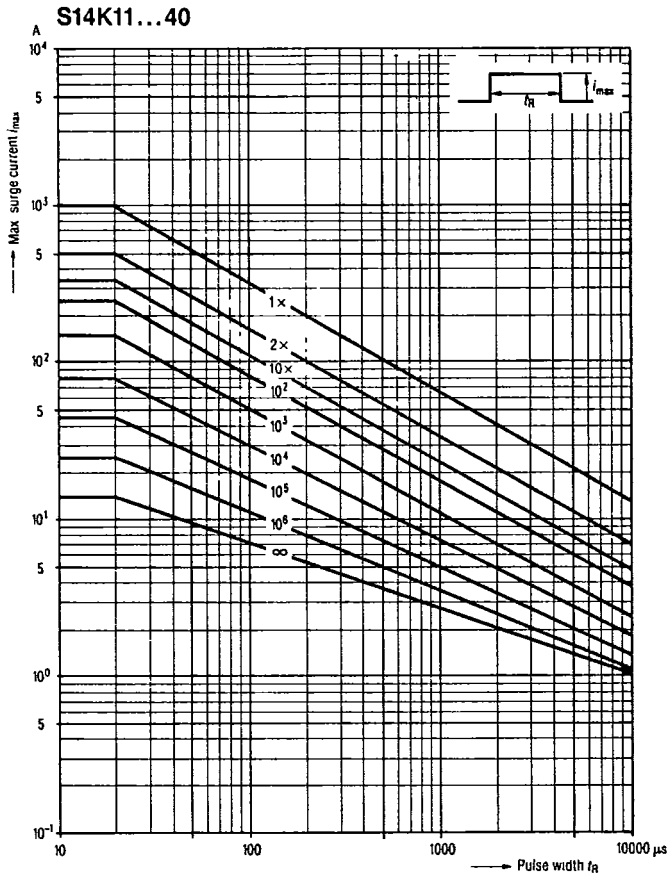


S10K50...300

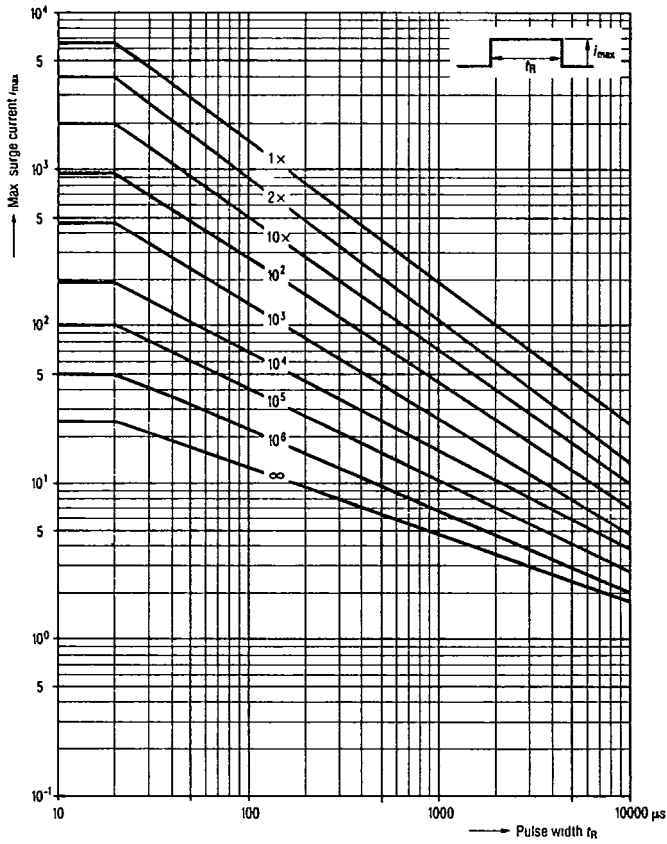


S10K385...680





S20K50...320/S20S130B...275B



S20K385...1000

