

SHINDENGEN

General Purpose Rectifiers

SIL Bridges

S1VB20

200V 1A

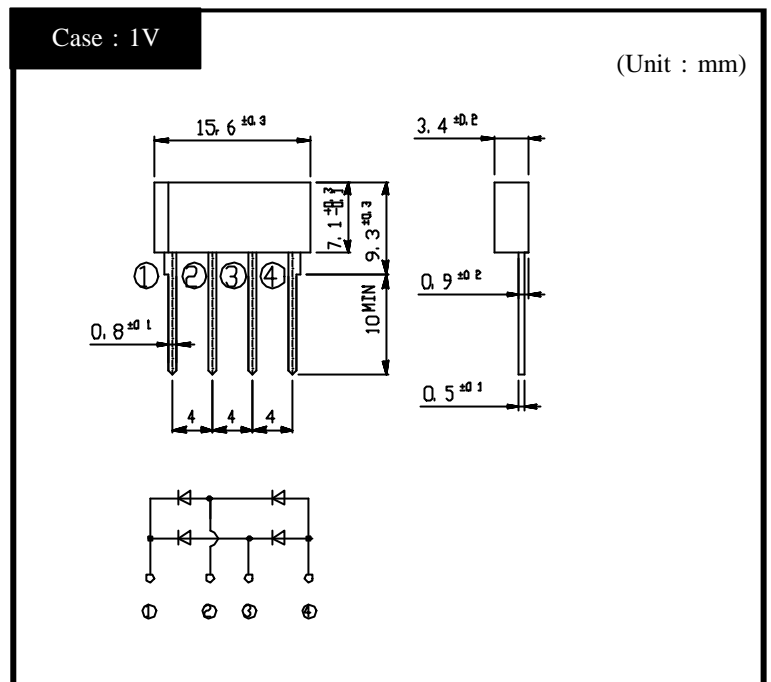
FEATURES

- Small Single In-Line(:SIL)Package
- High IFSM
- Applicable to Automatic Insertion

APPLICATION

- Switching power supply
- Home Appliance,Office Equipment
- Telecommunication,Factory automation

OUTLINE DIMENSIONS



RATINGS

Absolute Maximum Ratings (If not specified T_J=25 °C)

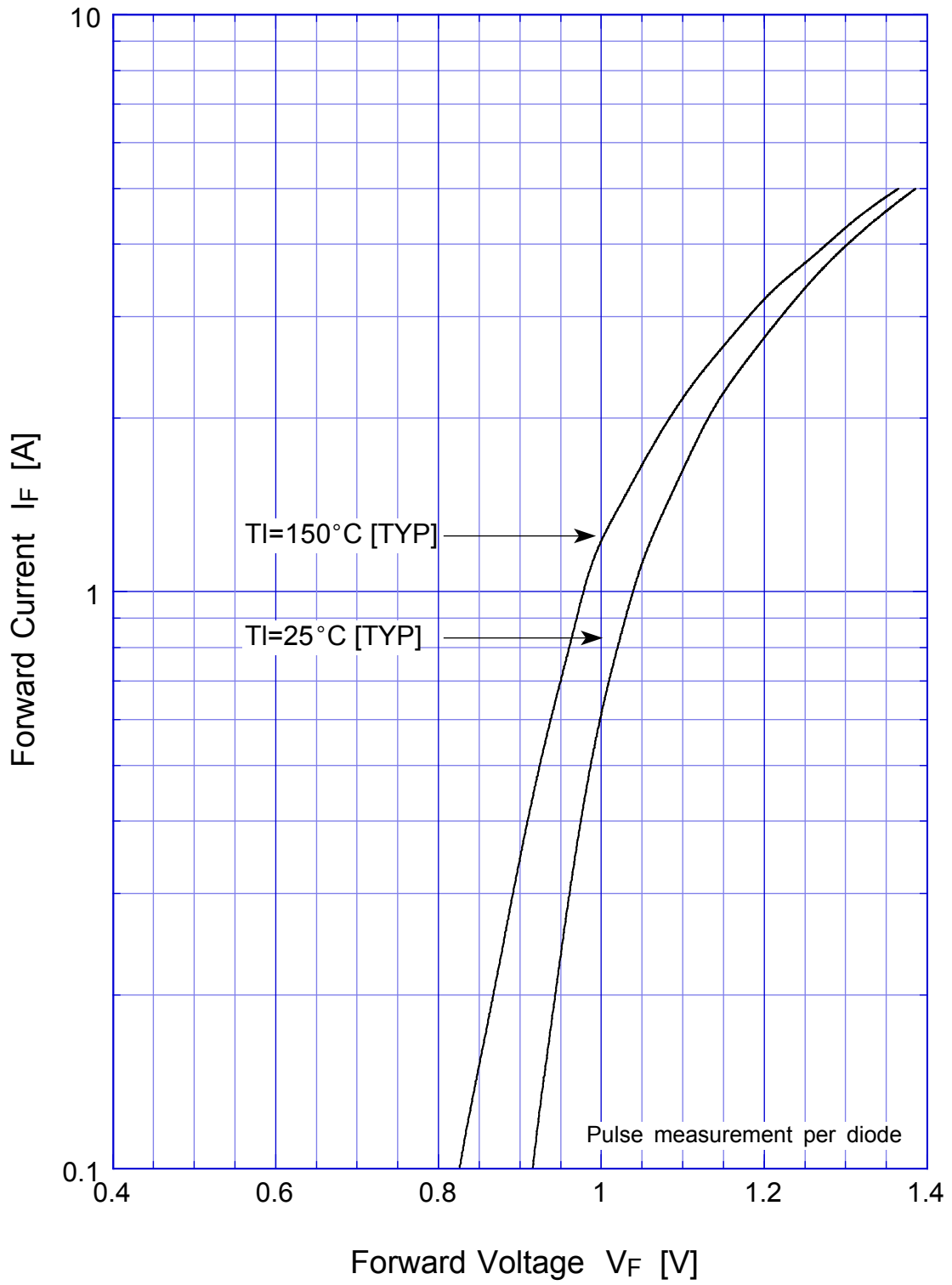
Item	Symbol	Conditions	Ratings	Unit
Storage Temperature	T _{stg}		-40 ~ 150	
Operating Junction Temperature	T _J		150	
Maximum Reverse Voltage	V _{RM}		200	V
Average Rectified Forward Current	I _O	50Hz sine wave,R-load ,On glass-epoxy substrate Ta=25	1	A
Peak Surge Forward Current	I _{FSM}	50Hz sine wave,Non-repetitive 1cycle peak value, T _J =25	30	A
Current Squared Time	I ² t	1ms t < 10ms T _J =25	4.5	A ² s

Electrical Characteristics (If not specified T_J=25 °C)

Item	Symbol	Conditions	Ratings	Unit
Forward Voltage	V _F	I _F =0.5A, Pulse measurement,Rating of per diode	Max.1.05	V
Reverse Current	I _R	V _R =V _{RM} Pulse measurement,Rating of per diode	Max.10	μA
Thermal Resistance	j-l	unction to lead	Max.16	/W
	j-a	unction to ambient	Max.62	

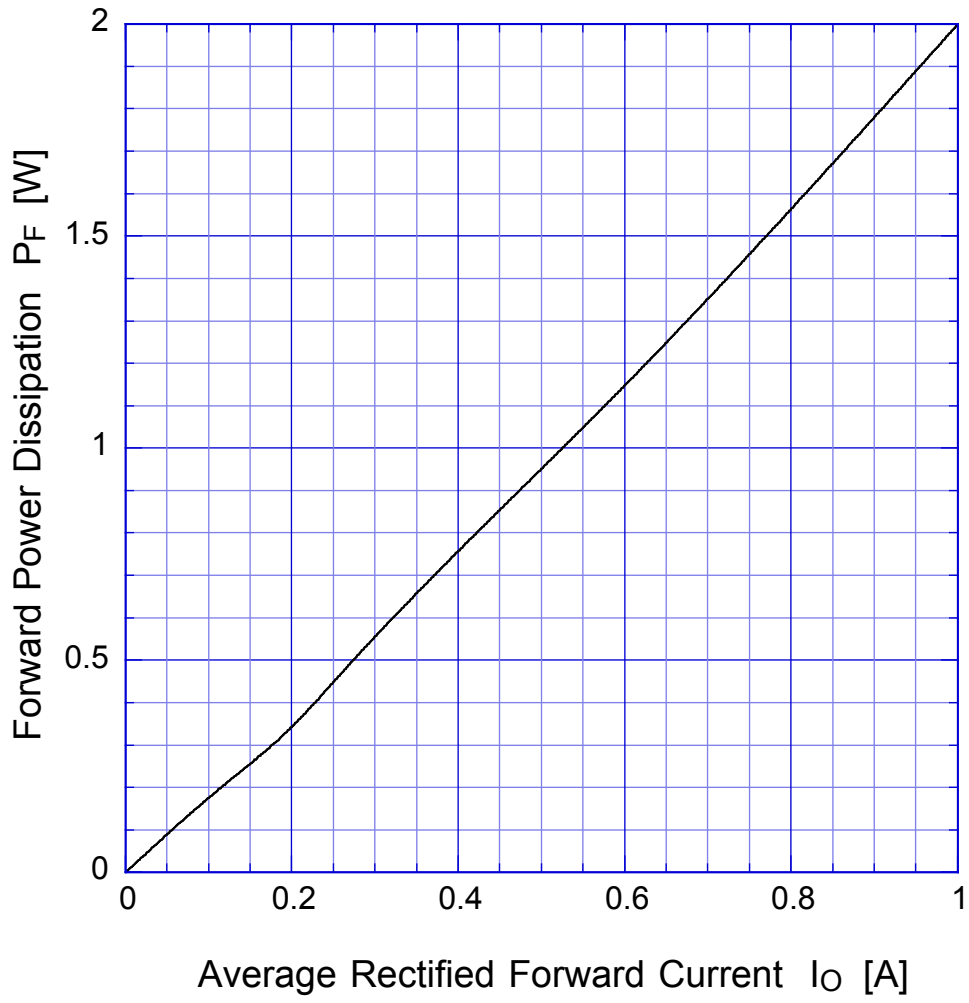
S1VBx

Forward Voltage



S1VBx

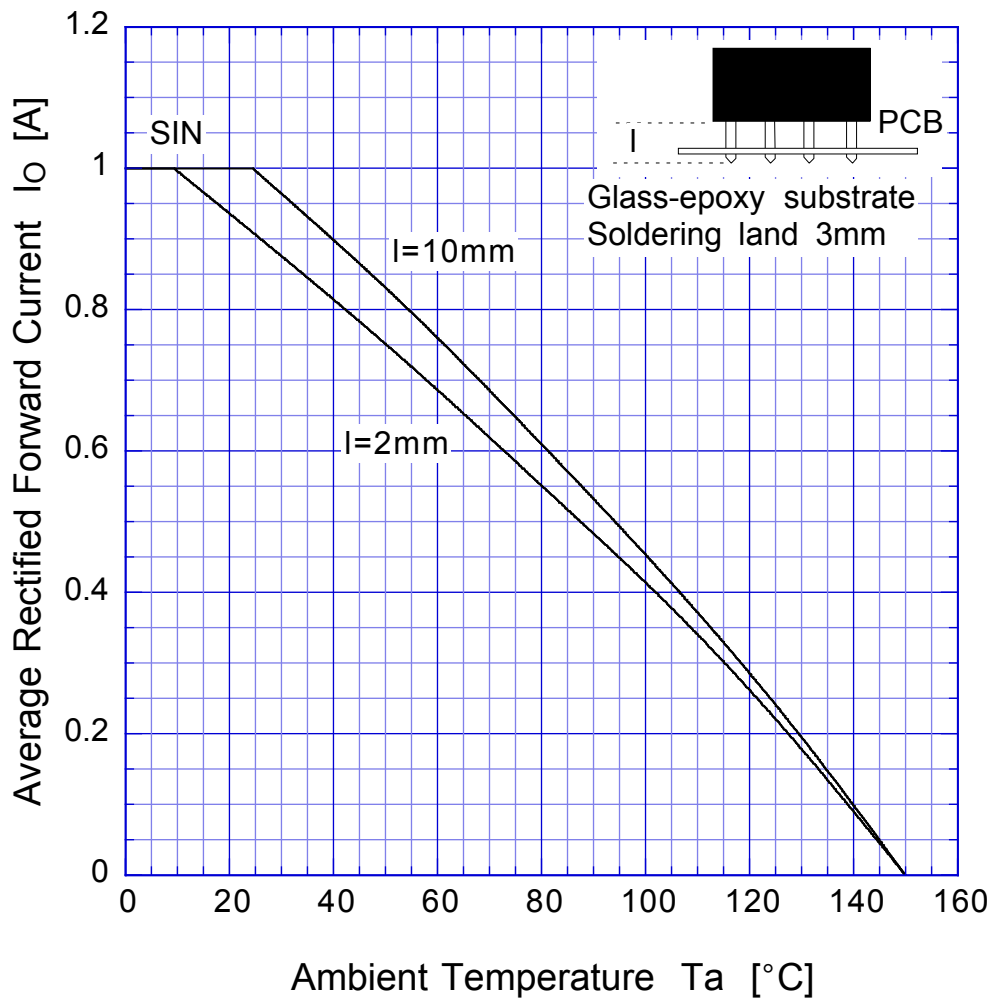
Forward Power Dissipation



$T_j = 150^\circ\text{C}$
Sine wave

S1VBx

Derating Curve



Sine wave
R-load
Free in air

S1VBx

Peak Surge Forward Capability

