

# SHINDENGEN

## General Purpose Rectifiers

SIL Bridges

# S1VB60

## 600V 1A

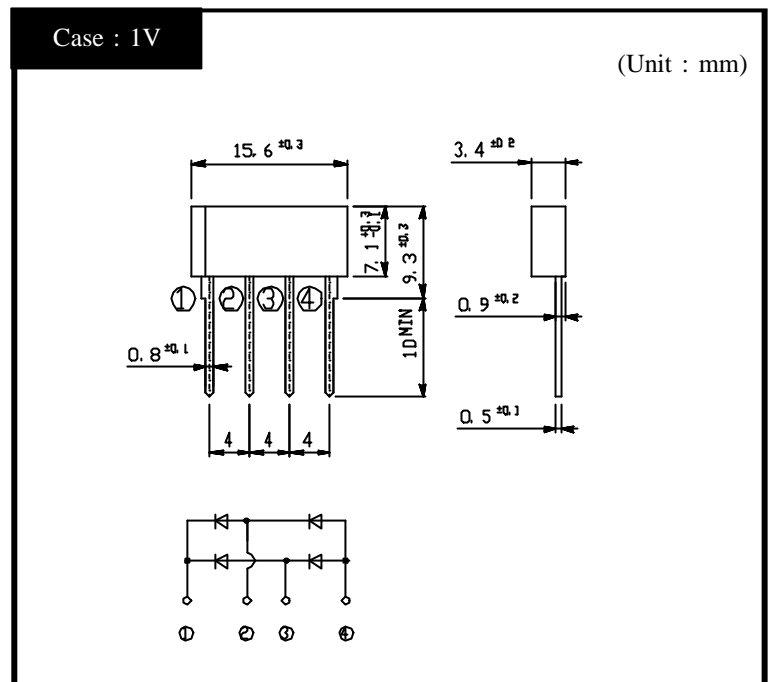
### FEATURES

Small Single In-Line(:SIL)Package  
High IFSM  
Applicable to Automatic Insertion

### APPLICATION

Switching power supply  
Home Appliance,Office Equipment  
Telecommunication,Factory automation

### OUTLINE DIMENSIONS



### RATINGS

Absolute Maximum Ratings (If not specified  $T_I=25$  )

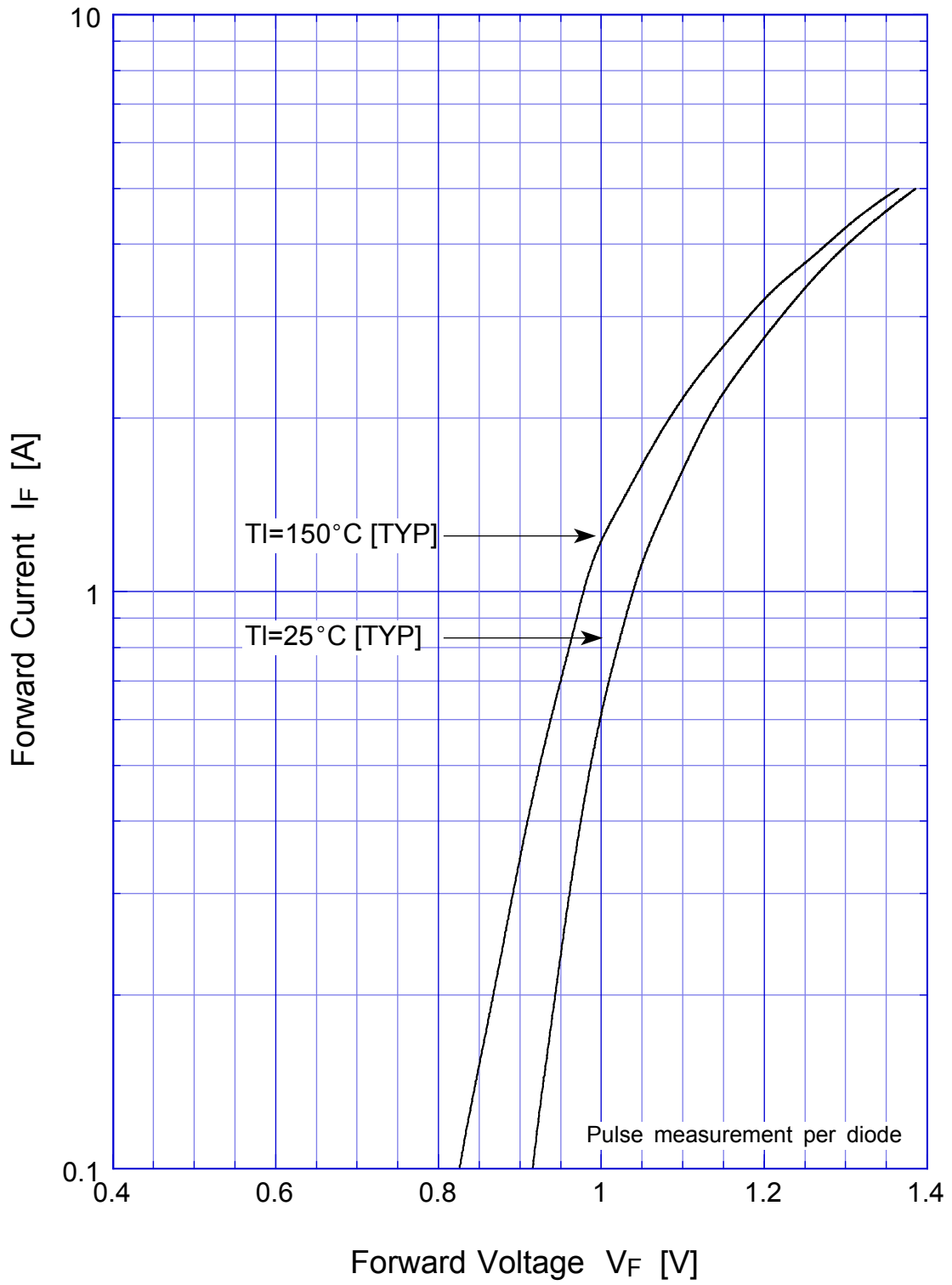
Item	Symbol	Conditions	Ratings	Unit
Storage Temperature	$T_{stg}$		-40 ~ 150	
Operating Junction Temperature	$T_J$		150	
Maximum Reverse Voltage	$V_{RM}$		600	V
Average Rectified Forward Current	$I_O$	50Hz sine wave,R-load, On glass-epoxy substrate $T_a=25$	1	A
Peak Surge Forward Current	$I_{FSM}$	50Hz sine wave,Non-repetitive 1cycle peak value, $T_J=25$	30	A
Current Squared Time	$I^2t$	1ms $t < 10ms$ $T_J=25$	4.5	$A^2s$

Electrical Characteristics (If not specified  $T_I=25$  )

Item	Symbol	Conditions	Ratings	Unit
Forward Voltage	$V_F$	$I_F=0.5A$ , Pulse measurement,Rating of per diode	Max.1.05	V
Reverse Current	$I_R$	$V_R=V_{RM}$ Pulse measurement,Rating of per diode	Max.10	$\mu A$
Thermal Resistance	$\theta_{jl}$	junction to lead	Max.16	/W
	$\theta_{ja}$	junction to ambient	Max.62	

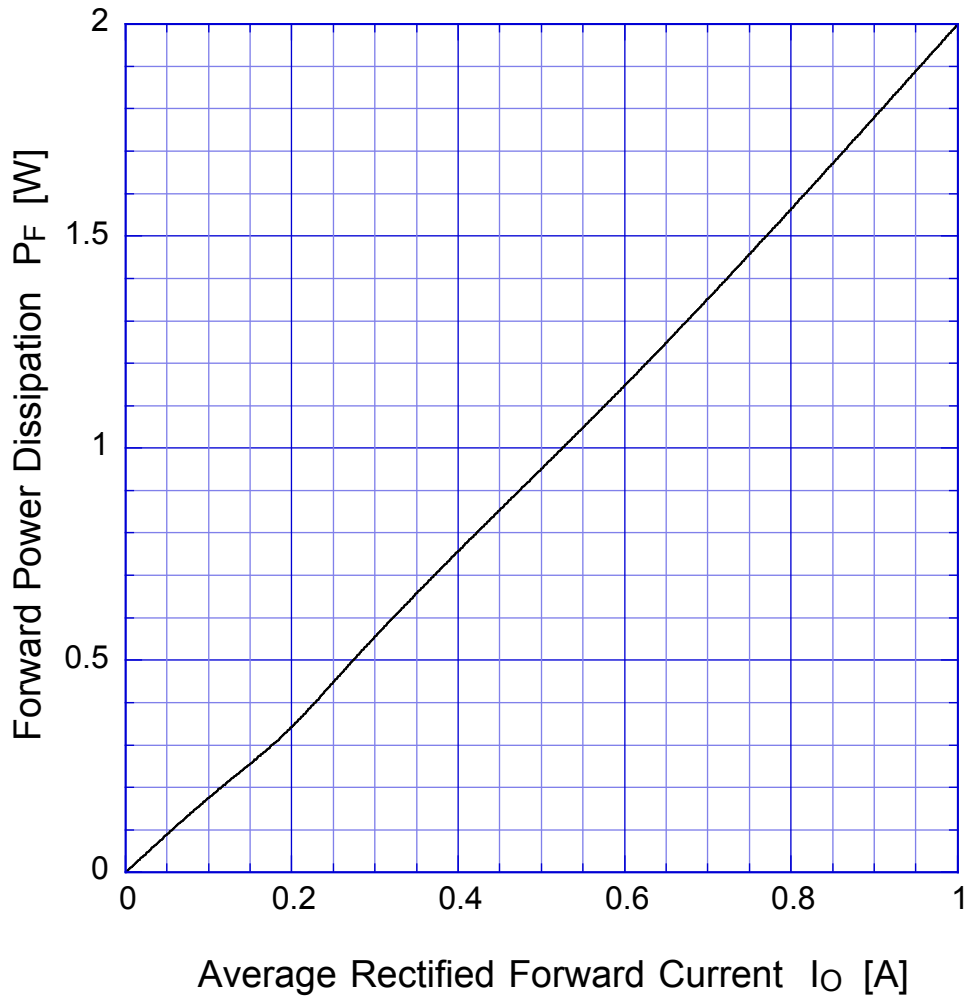
S1VBx

Forward Voltage



S1VBx

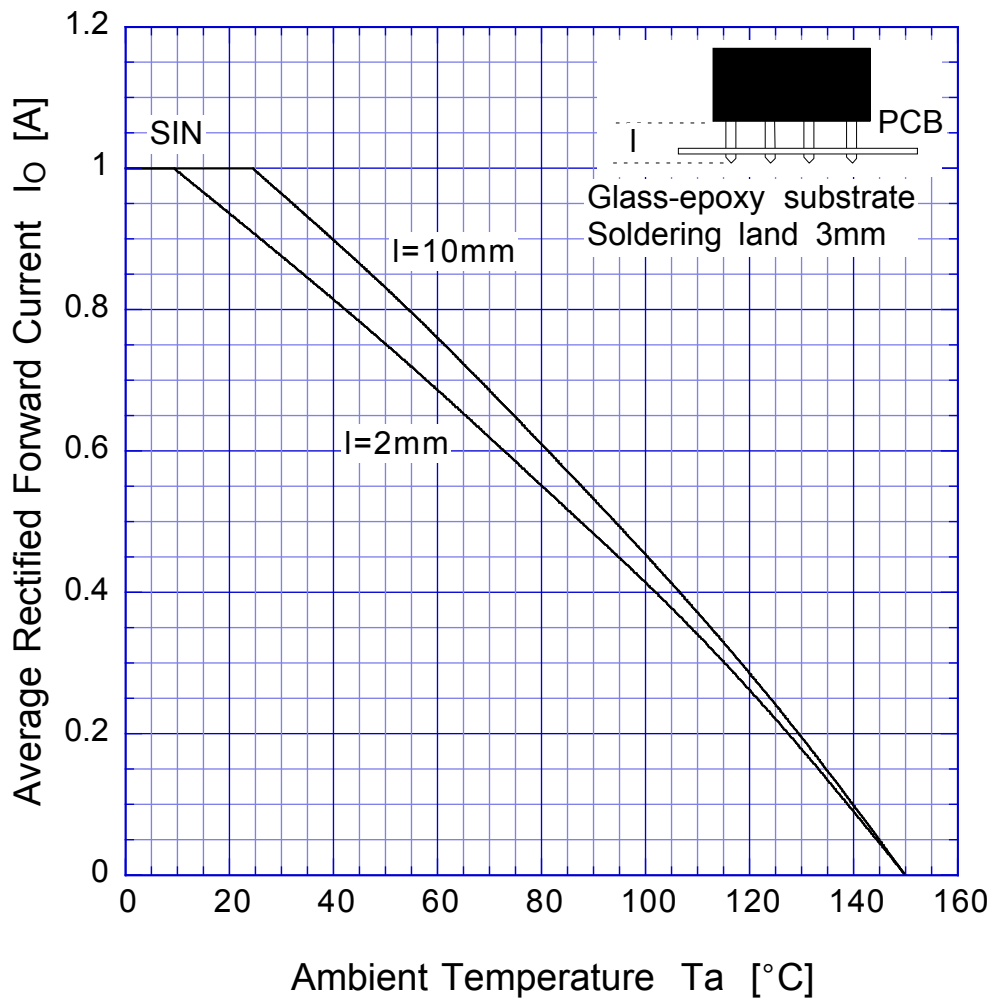
Forward Power Dissipation



$T_j = 150^\circ\text{C}$   
Sine wave

# S1VBx

## Derating Curve



Sine wave  
R-load  
Free in air

# S1VBx

## Peak Surge Forward Capability

