



SURFACE MOUNT GLASS PASSIVATED RECTIFIER S1T ~ S1Y

Surface Mount Glass Passivated Rectifier

Features

- Plastic package has Underwriters Laboratory flammability Classification 94V-0
- Built-in strain relief, ideal for automated placement
- Glass passivated rectifier chip inside
- High temperature soldering guaranteed 260°C/ 10 seconds
- RoHS and REACH compliance



DO-214AC (SMA)



RoHS
COMPLIANT

Mechanical Data

Case:	DO-214AC, transfer molded plastic
Epoxy:	Meets UL 94V-0 flammability rating
Terminals:	Solder plated, solderable per MIL-STD 750, Method 2026
Polarity:	Cathode indicated by color band
Mounting position:	Any
Weight:	0.002 Ounce, 0.064 gram

Maximum Ratings & Electrical Characteristics ($T_{Ambient}=25^{\circ}C$ unless noted otherwise)

Symbol	Description	S1T	S1W	S1X	S1Y	Unit	Conditions
V_{RRM}	Max Recurrent Peak Reverse Voltage	1300	1600	1800	2000	V	
V_{RMS}	Max RMS Voltage	910	1120	1260	1400	V	
V_{DC}	Max DC Blocking Voltage	1300	1600	1800	2000	V	
I_(AV)	Max Average Forward Rectified Current	1.0				A	TA=100°C
I_{FSM}	Peak Forward Surge Current	30				A	8.3ms single half sine-wave (JEDEC)
V_F	Max Instantaneous Forward Voltage	1.25				V	IF= 1.0A TA=25°C
I_R	Max DC Reverse Current at Rated DC Blocking Voltage	5				μA	TA=25°C
		50					TA=125°C
C_J	Typical Junction Capacitance	15				pF	At 1MHz, reversed voltage of 4V
R_{θ-JA}	Typical Thermal Resistance	70				°C/W	
R_{θ-JL}		30					
T_J, T_{STG}	Operating and Storage Temperature Range	-55 to +150				°C	

Typical Characteristics Curves

FIG.1 - FORWARD CURRENT DERATING CURVE

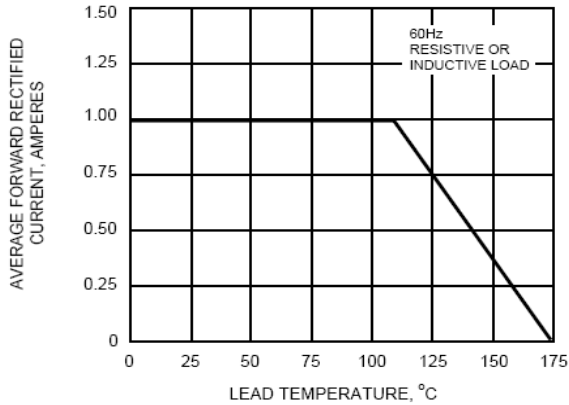


FIG.2 - MAXIMUM NON-REPETITIVE PEAK FORWARD SURGE CURRENT

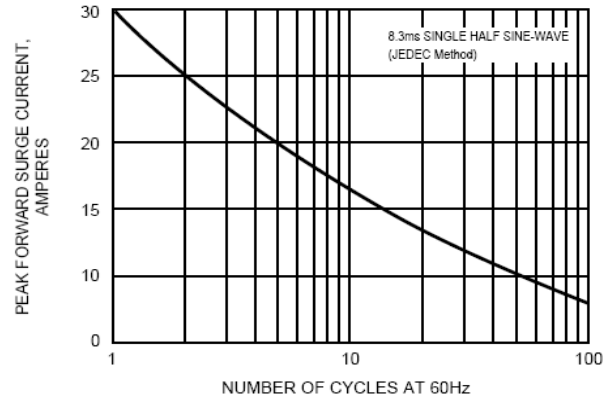


FIG.3 - TYPICAL INSTANTANEOUS FORWARD CHARACTERISTICS

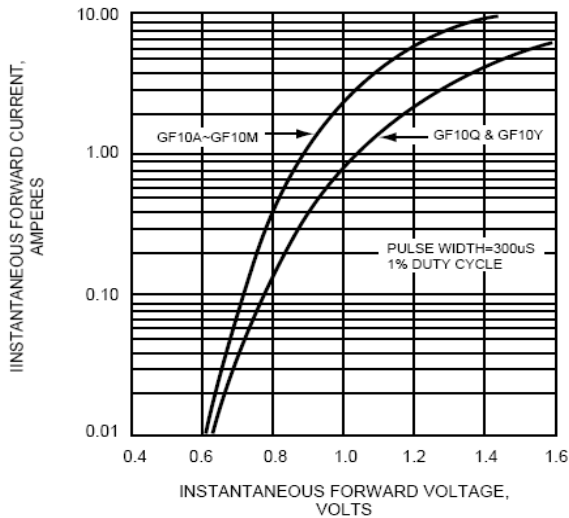


FIG.4 - TYPICAL REVERSE CHARACTERISTICS

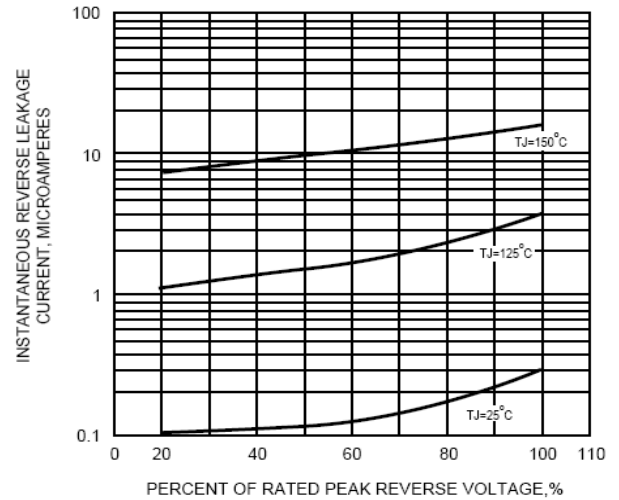


FIG.5 - TYPICAL JUNCTION CAPACITANCE

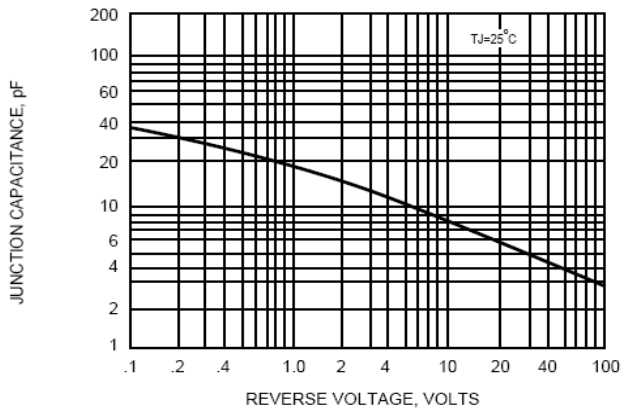
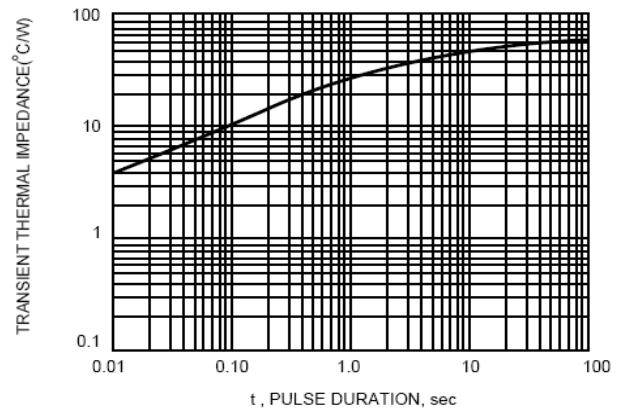
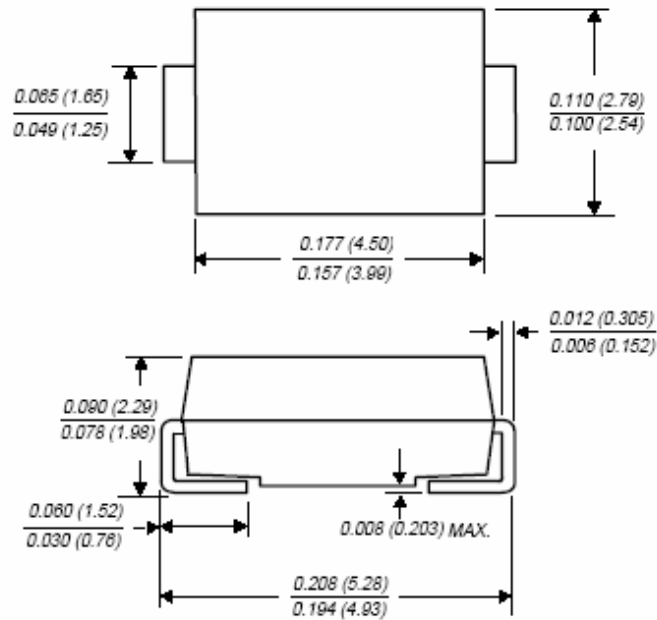


FIG.6 - TYPICAL TRANSIENT THERMAL IMPEDANCE



Dimensions in inch (mm)

*Dimensions in inches and (millimeters)***DO-214AC(SMA)****Contact us:****US HEADQUARTERS****MEI SEMI INC.****2902** Corvin Drive, Santa Clara, CA95051, USA

Tel: 1-408-733-0808 Fax: 1-408-733-2828