


# S25VB10 Thru S25VB100

High Current Glass Passivated Molding Single-Phase Bridge Rectifier

Reverse Voltage 100 to 1000V Forward Current 25.0 A

## FEATURES

- Plastic Package has Underwriters Laboratory Flammability Classification 94V-0
- High current capacity with small package
- Glass passivated chip junctions
- Superior thermal conductivity
- High IFSM



### 1. Maximum & Thermal Characteristics Ratings at 25 ambient temperature unless otherwise specified.

Item	Symbol	S25VB10	S25VB20	S25VB40	S25VB60	S25VB80	S25VB100	Unit
Maximum repetitive voltage	VRM	100	200	400	600	800	1000	V
Maximum RMS Voltage	VRMS	70	140	280	420	560	700	V
Maximum DC Blocking Voltage	VDC	100	200	400	600	800	1000	V
Maximum DC reverse current TA=25	IR	10						μA
at rated DC blocking voltage TA=125		500						
Average rectified forward current 60Hz sine wave, R-load with heatsink Tc=87	Io	25						A
Peak forward surge current 8.3 ms single half sine-wave superimposed on rated load	IFSM	350						A
Rating for Fusing (t<8.3ms)	I <sup>2</sup> t	370						A <sup>2</sup> sec
Dielectric strength Terminals to case, AC 1 minute Current 1mA	Vdia	2.0						KV
Maximum instantaneous forward voltage at 12.5A	VF	1.1						V
Operating junction temperature	Tj	150						
Storage temperature	Tstg	-40~150						
Mounting torque	Tor	Rating Torque : 1.2						N.m

# S25VB10 Thru S25VB100

## 2. Ratings and Characteristic Curves (TA = 25°C unless otherwise noted)

Fig. 1 Derating Curve

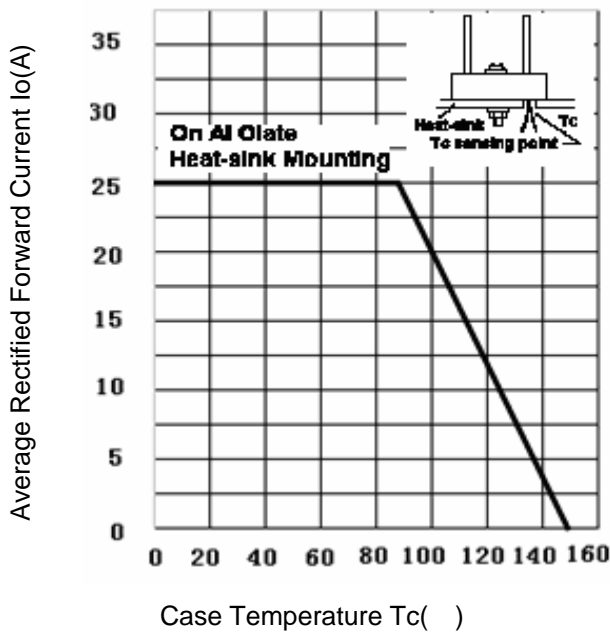


Fig.2 Typical Reverse Characteristics

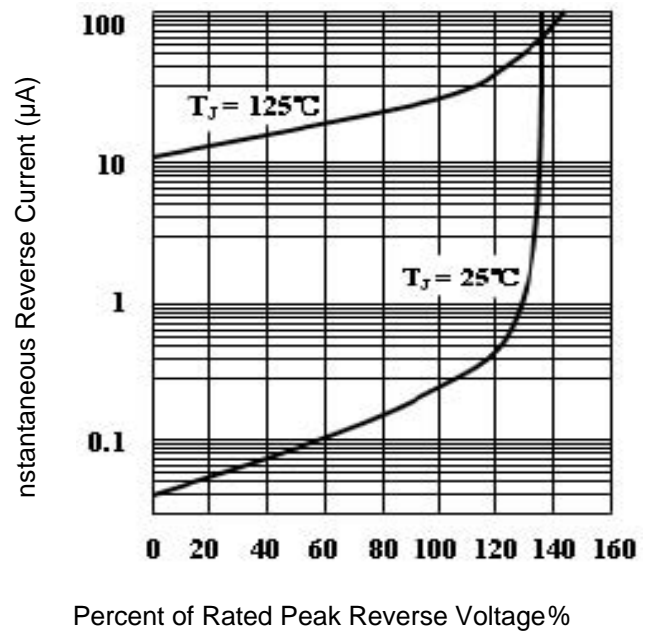


Fig.3 Forward Voltage

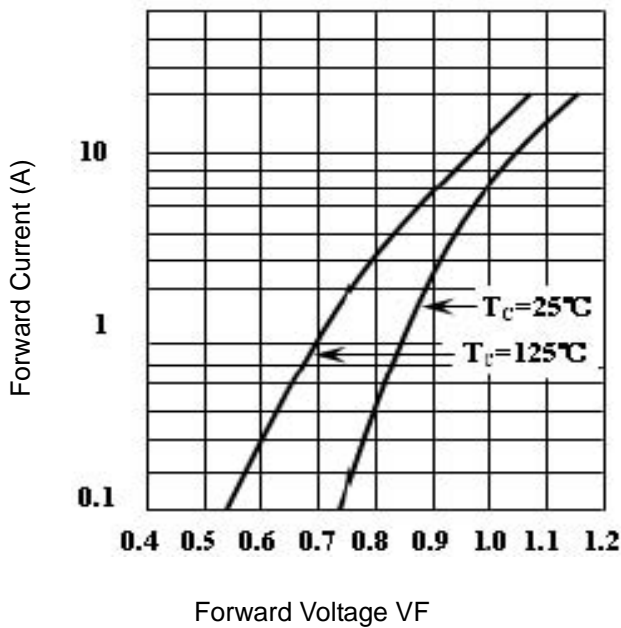
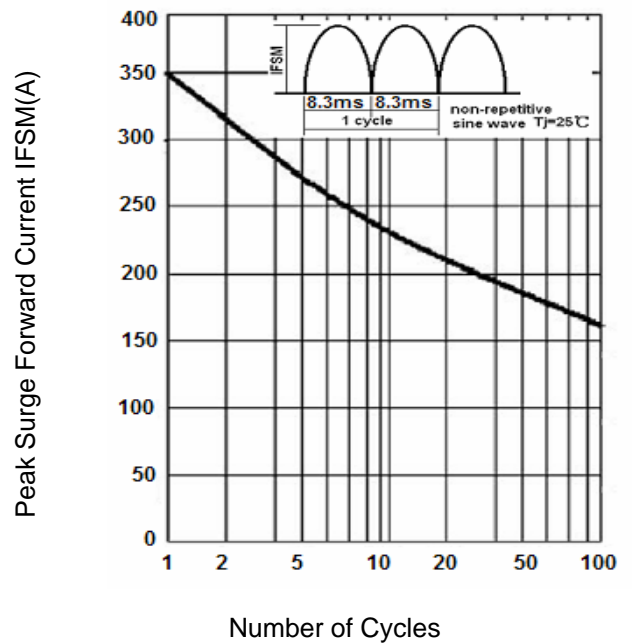
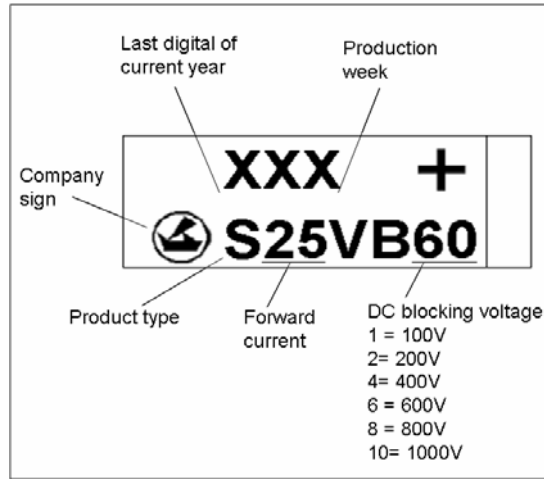


Fig.4 Peak Surge Forward Capability



# S25VB10 Thru S25VB100

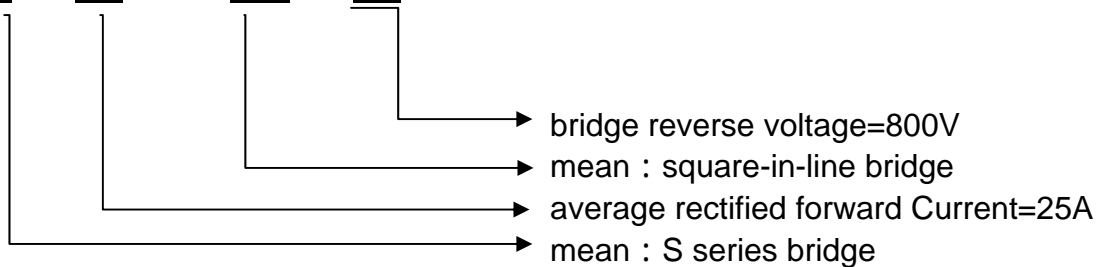
## 3. Marking Identification



**Note :**

生产日期码包含4位数字，例如“1010”，前两个数字“10”表示为2010年，另外二个数字“10”是指第10周，即表示该产品为2010年10周生产。

型号：S 25 VB 80



## 4. Dimension

