

S2A-M

2.0 A Surface Mount Glass Passivated Rectifier Rectifier Reverse Voltage 50 to 1000V

Features

- Ideal for surface mount application
- Surge overload rating to 50A peak
- Plastic material has UL recognition flammability

classification 94V-0

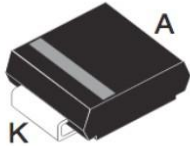
- Built-in strain relief
- RoHS compliant package

Mechanical Data

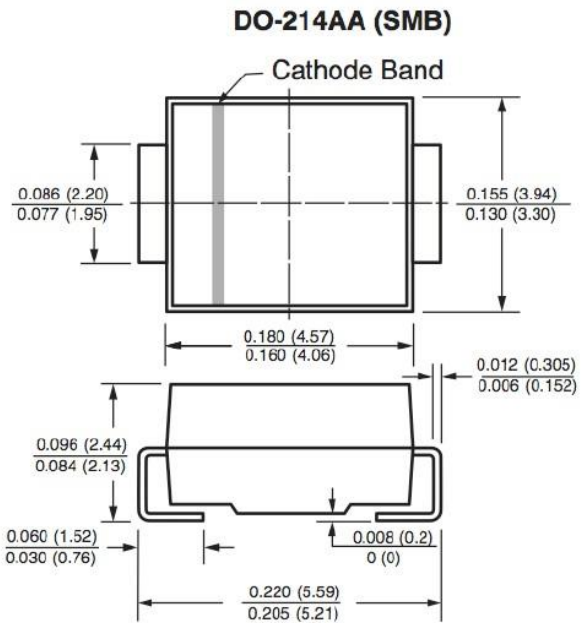
- Case: Molded plastic
- Terminals: Solder plated solderable per MIL-STD-202F, Method 208
- Polarity: Color band denotes cathode end
- Mounting Position: Any
- Weight: 0.093 grams (approx)

Packing & Order Information

5,000/Reel



RoHS
COMPLIANT



Graphic symbol



MAXIMUM RATINGS AND THERMAL CHARACTERISTICS

Ratings at 25°C ambient temperature unless otherwise specified, Resistive or Inductive load, 60 Hz.
For Capacitive load derate current by 20%.

		S2A	S2B	S2D	S2G	S2J	S2K	S2M	UNITS
Maximum repetitive peak reverse voltage	V_{RRM}	50	100	200	400	600	800	1000	V
Maximum RMS voltage	V_{RWS}	35	70	140	280	420	560	700	V
Maximum DC blocking voltage	V_{DC}	50	100	200	400	600	800	100	V
Maximum average forward rectified current at $T_L=80^\circ\text{C}$	$I_{F(AV)}$	2.0							A
Peak forward surge current single sine-wave superimposed on rated load (JEDEC Method)	I_{FSM}	50							A
Typical thermal resistance per element (1)	$R_{\theta JA}$	16							$^\circ\text{C/W}$

S2A-M

2.0 A Surface Mount Glass Passivated Rectifier
Rectifier Reverse Voltage 50 to 1000V

**Ratings at 25°C ambient temperature unless otherwise specified, Resistive or Inductive load, 60 Hz.
For Capacitive load derate current by 20%.**

		S2A	S2B	S2D	S2G	S2J	S2K	S2M	UNITS
Typical junction capacitance per element (2)	C_J	30							pF
Operating junction and storage temperature range	T_J, T_{STG}	-65 to +150							°C

ELECTRICAL CHARACTERISTICS

**Ratings at 25°C ambient temperature unless otherwise specified. Resistive or Inductive load, 60Hz.
For Capacitive load derate by 20%.**

		S2A	S2B	S2D	S2G	S2J	S2K	S2M	UNITS
Maximum instantaneous forward voltage drop per leg at 2.0A	V_F	1.15							V
Maximum DC reverse current at rated $T_A = 25^\circ\text{C}$	I_R	5.0							μA
DC blocking voltage per element $T_A = 125^\circ\text{C}$		125							

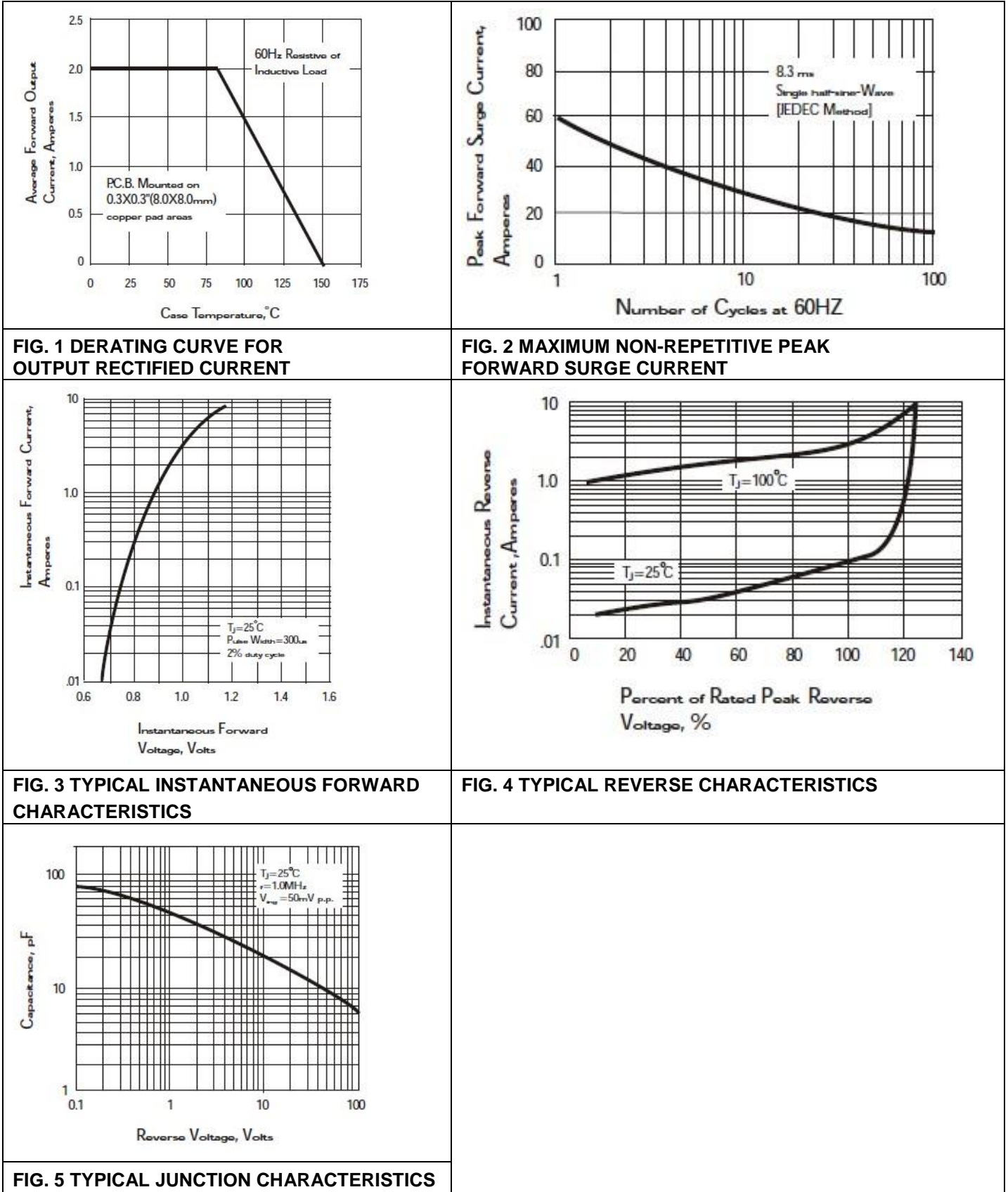
Notes:

- (1) Thermal resistance from Junction to Ambient on P.C.board mounting.
- (2) Measured at 2.0MHz and applied reverse voltage of 4.0 volts.

S2A-M

2.0 A Surface Mount Glass Passivated Rectifier Rectifier Reverse Voltage 50 to 1000V

■ Ratings and Characteristic Curves (TA=25°C Unless otherwise noted)



S2A-M

2.0 A Surface Mount Glass Passivated Rectifier Rectifier Reverse Voltage 50 to 1000V

Disclaimer

ALL PRODUCT, PRODUCT SPECIFICATIONS AND DATA ARE SUBJECT TO CHANGE WITHOUT NOTICE TO IMPROVE RELIABILITY, FUNCTION OR DESIGN OR OTHERWISE. Bruckewell Technology Inc., its affiliates, agents, and employees, and all persons acting on its or their behalf (collectively, "Bruckewell"), disclaim any and all liability for any errors, inaccuracies or incompleteness contained in any datasheet or in any other disclosure relating to any product. Bruckewell makes no warranty, representation or guarantee regarding the suitability of the products for any particular purpose or the continuing production of any product. To the maximum extent permitted by applicable law, Bruckewell disclaims

- (i) Any and all liability arising out of the application or use of any product.
- (ii) Any and all liability, including without limitation special, consequential or incidental damages.
- (iii) Any and all implied warranties, including warranties of fitness for particular purpose, non-infringement and merchantability.

Statements regarding the suitability of products for certain types of applications are based on Bruckewell's knowledge of typical requirements that are often placed on Bruckewell products in generic applications.

Such statements are not binding statements about the suitability of products for a particular application. It is the customer's responsibility to validate that a particular product with the properties described in the product specification is suitable for use in a particular application. Parameters provided in datasheets and/or specifications may vary in different applications and performance may vary over time.

Product specifications do not expand or otherwise modify Bruckewell's terms and conditions of purchase, including but not limited to the warranty expressed therein.