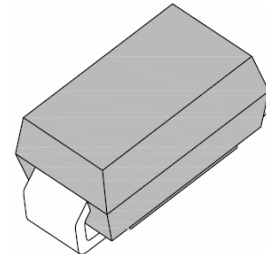


1.5A Surface Mount Rectifier

Features

- Glass passivated junction
- Plastic package has underwriters laboratory flammability classification 94 V-0
- High temperature soldering: 250°C / 10 seconds at terminals
- RoHS compliant



(SMA)



Mechanical Data

Case:	JEDEC DO-214AC (SMA) molded plastic
Terminals:	Solder plated, solderable per MIL-STD-750, Method 2026
Polarity:	cathode end indicated by color band
Weight:	0.002 Ounce, 0.064 gram

Maximum Ratings ($T_{Ambient}=25^{\circ}C$ unless noted)

Symbol	Description	S2AA	S2BA	S2DA	S2GA	S2JA	S2KA	S2MA	Unit	Conditions
V_{RRM}	Maximum Repetitive Peak Reverse Voltage	50	100	200	400	600	800	1000	V	
V_{RMS}	Maximum RMS Voltage	35	70	140	280	420	560	700	V	
V_{DC}	Maximum DC Blocking Voltage	50	100	200	400	600	800	1000	V	
I_{AV}	Maximum Average Forward Rectified Current	1.5							A	TL=100°C
I_{FSM}	Peak Forward Surge Current	50							A	8.3ms single half sine-wave superimposed on rated load (JEDEC) @TL=100°C
T_J, T_{STG}	Operating Junction and Storage Temperature Range	-55 to 150							°C	

Note: Single phase half wave, 60 Hz, resistive or inductive load.
For capacitive load, derate current by 20%

1.5A Surface Mount Rectifier

S2AA-S2MA

Characteristics ($T_{Ambient}=25^{\circ}\text{C}$ unless noted)

Symbol	Description	S2AA	S2BA	S2DA	S2GA	S2JA	S2KA	S2MA	Unit	Conditions
V_F	Maximum Instantaneous Forward Voltage					1.10			V	I_F at 1.5 A
I_R	Maximum DC Reverse Current at Rated DC Blocking Voltage					1.0			μA	$T_A = 25^{\circ}\text{C}$
						125				$T_A = 125^{\circ}\text{C}$
T_{rr}	Typical Reverse Recovery Time					2.0			μS	$I_F = 0.5\text{A}$, $I_R = 1.0\text{A}$, $I_{rr} = 0.25\text{A}$
C_J	Typical Junction Capacitance					30			pf	At 1.0 MHz and $V_r = 4.0\text{V}$
$R_{\theta-JL}$	Maximum Thermal Resistance					16			$^{\circ}\text{C/W}$	Mounted on $0.27" \times 0.27"$ (7mmx7mm) copper pad area
$R_{\theta-JA}$						53				

Note: Single phase half wave, 60 Hz, resistive or inductive load.
For capacitive load, derate current by 20%

Typical Characteristics Curves

Fig.1- Forward Current Derating Curve

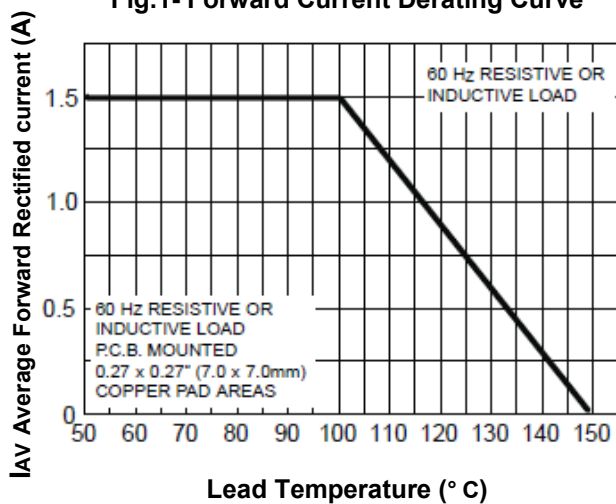
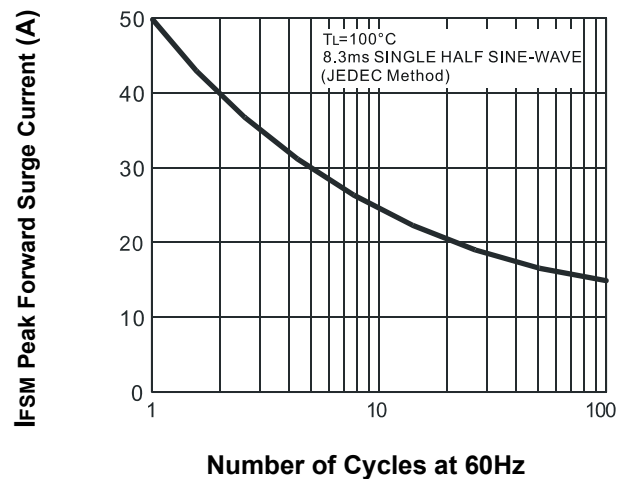


Fig.2-Max. Non-Repetitive Forward Surge Current



1.5A Surface Mount Rectifier

S2AA-S2MA

Fig.3- Typical Instantaneous Forward Characteristics

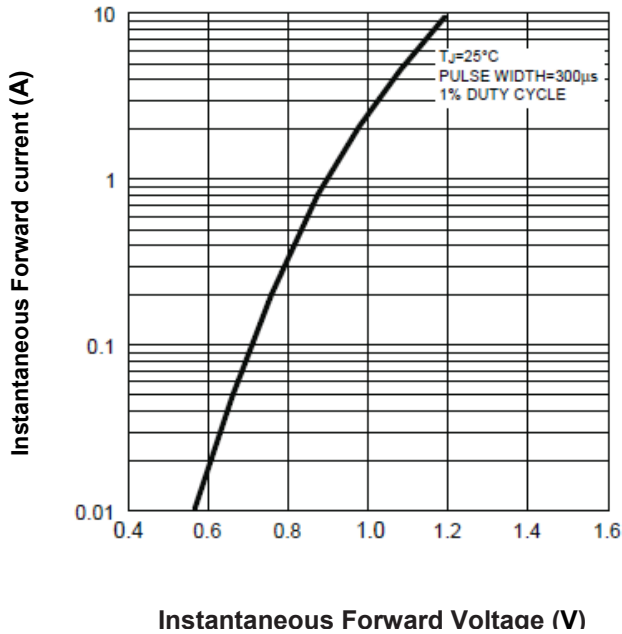


Fig.4- Typical Reverse Characteristics

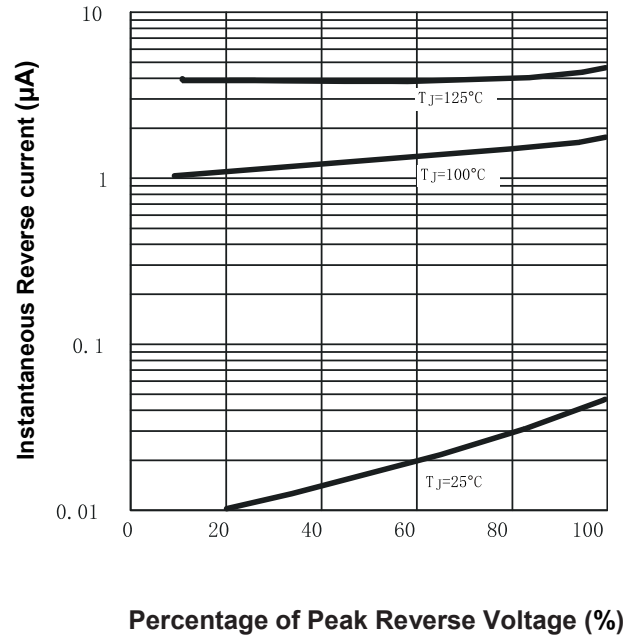
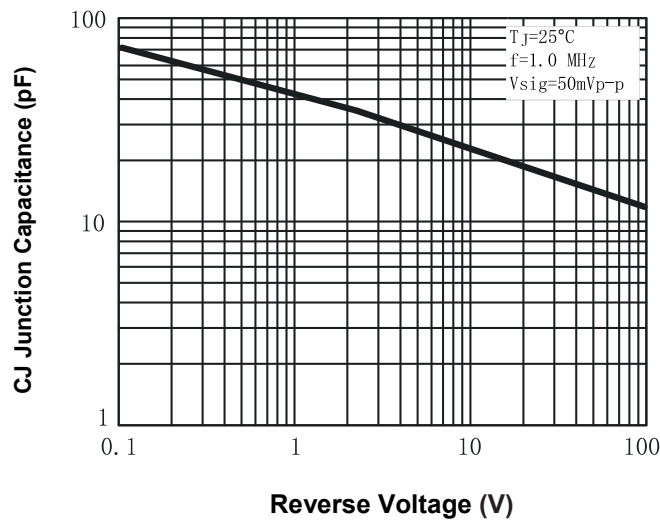


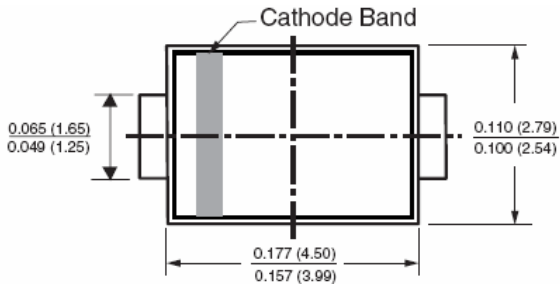
Fig.5- Junction Capacitance



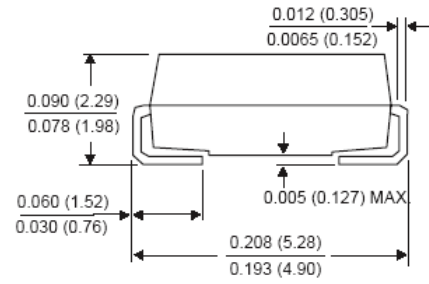
1.5A Surface Mount Rectifier

S2AA-S2MA

Dimensions in inches (mm)



DO214AC
(SMA)



How to contact us:

US HEADQUARTERS

28040 WEST HARRISON PARKWAY, VALENCIA, CA 91355-4162

Tel: (800) TAITRON (800) 824-8876 (661) 257-6060

Fax: (800) TAITFAX (800) 824-8329 (661) 257-6415

Email: taitron@taitroncomponents.com

Http://www.taitroncomponents.com

TAITRON COMPONENTS MEXICO, S.A .DE C.V.

BOULEVARD CENTRAL 5000 INTERIOR 5 PARQUE INDUSTRIAL ATITALAQUIA, HIDALGO C.P.

42970 MEXICO

Tel: +52-55-5560-1519

Fax: +52-55-5560-2190

TAITRON COMPONETS INCORPORATED E REPRESENTAÇÕES DO BRASIL LTDA

RUA DOMINGOS DE MORAIS, 2777, 2.ANDAR, SALA 24 SAÚDE - SÃO PAULO-SP 04035-001 BRAZIL

Tel: +55-11-5574-7949

Fax: +55-11-5572-0052

TAITRON COMPONETS INCORPORATED, SHANGHAI REPRESENTATIVE OFFICE

CROSS REGION PLAZA, 899 LINGLING ROAD, SUITE 18C, SHANGHAI, 200030, CHINA

Tel: +86-21-54249942

Fax: +86-21-5424-9931