

描述 / Descriptions

超快恢复二极管，反向电压：50V~1000V，正向电流：2.0A，薄型 SMAF 封装。
Surface Mount Ultrafast Recovery Rectifier, Reverse Voltage: 50 to 1000V, Forward Current: 2.0A,
SMAF thin package.

特征 / Features

玻璃钝化芯片，效率高，无铅符合欧盟 RoHS 指令 2011/65/EU，适用于表面贴装。无卤产品。
Glass Passivated Chip Junction, High efficiency, Lead free in comply with EU RoHS 2011/65/EU
directives, For surface mounted applications. Halogen free product.

用途 / Applications

一般用途。
General purpose.

内部等效电路 / Equivalent Circuit

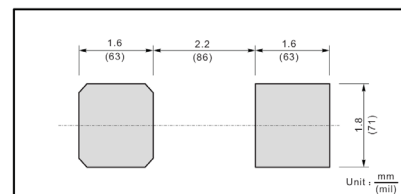


引脚排列 / Pinning



PIN	DESCRIPTION
1	Cathode
2	Anode

The recommended mounting pad size



印章代码 / Marking

见印章说明。See Marking Instructions.

极限参数 / Absolute Maximum Ratings(Ta=25°C)

参数 Parameter	参数符号 Symbol	数值 Rating							单位 Unit
		S2AF	S2BF	S2DF	S2GF	S2JF	S2KF	S2MF	
Maximum Repetitive Peak Reverse Voltage	V_{RRM}	50	100	200	400	600	800	1000	V
Maximum RMS voltage	V_{RMS}	35	70	140	280	420	560	700	V
Maximum DC Blocking Voltage	V_{DC}	50	100	200	400	600	800	1000	V
Maximum Average Forward Rectified Current at Ta = 65°C	$I_{F(AV)}$	2.0							A
Peak Forward Surge Current 8.3 ms Single Half Sine Wave Superimposed on Rated Load (JEDEC Method)	I_{FSM}	55							A
Typical Junction Capacitance ¹⁾	C_j	30							pF
Typical Thermal Resistance ²⁾	$R_{\theta JA}$	85							°C/W
Operating and Storage Temperature Range	T_j, T_{stg}	-55~+150							°C

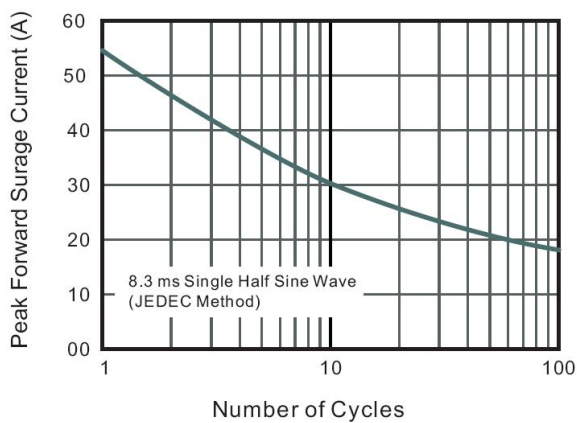
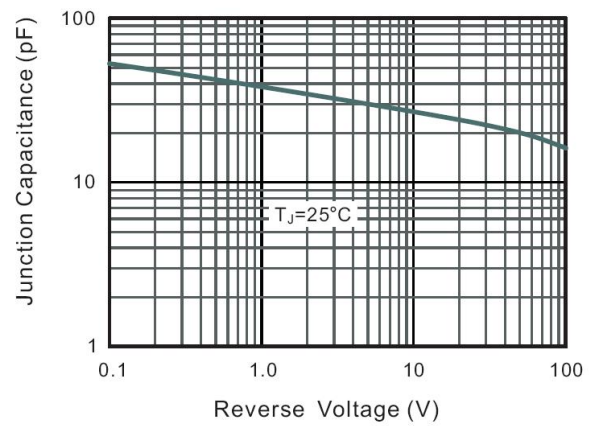
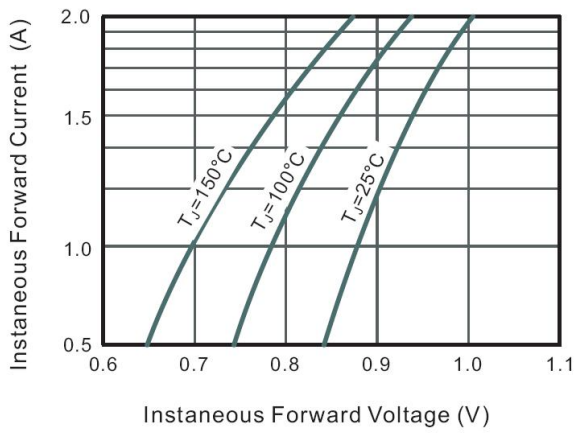
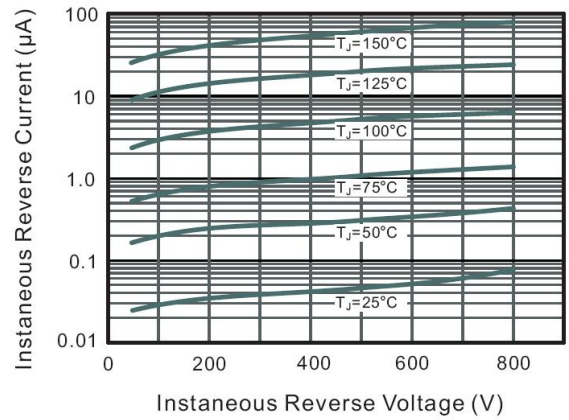
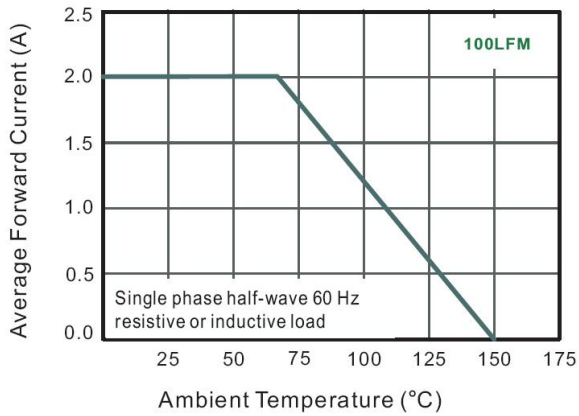
Note:

- 1) Measured at 1 MHz and applied reverse voltage of 4 V D.C
- 2) P.C.B. mounted with 0.2 X 0.2" (5 X 5 mm) copper pad areas.

电性能参数 / Electrical Characteristics(Ta=25°C)

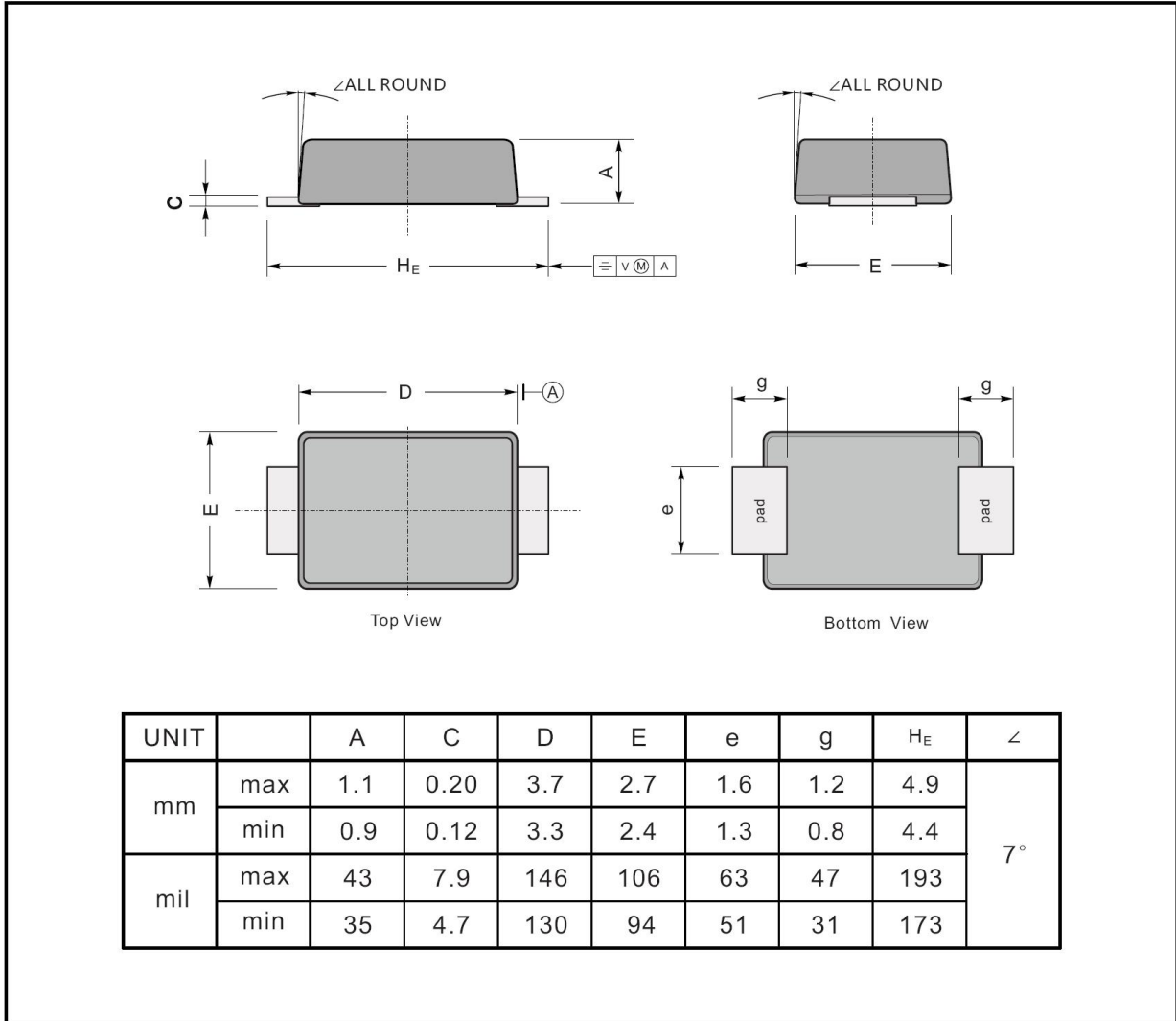
参数 Parameter	参数符号 Symbol	测试条件 Test condition	数值 Rating	单位 Unit
Maximum Instantaneous Forward Voltage	V_F	$I_F=2.0A$	1.1	V
Maximum DC Reverse Current at Maximum DC Blocking Voltage	I_R	$T_a=25^\circ C$	5.0	uA
		$T_a=125^\circ C$	100	

电参数曲线图 / Electrical Characteristic Curve



外形尺寸图 / Package Dimensions

SMAF



Marking

Type number	Marking code
S2AF	S2A
S2BF	S2B
S2DF	S2D
S2GF	S2G
S2JF	S2J
S2KF	S2K
S2MF	S2M

回流焊温度曲线图(无铅) / Temperature Profile for IR Reflow Soldering(Pb-Free)



说明：

- 1、预热温度 25 ~ 150°C，时间 60 ~ 90sec;
- 2、峰值温度 245±5°C，时间持续为 5±0.5sec;
- 3、焊接制程冷却速度为 2 ~ 10°C/sec.

Note:

- 1.Preheating:25~150°C, Time:60~90sec.
- 2.Peak Temp.:245±5°C, Duration:5±0.5sec.
3. Cooling Speed: 2~10°C/sec.

耐焊接热试验条件 / Resistance to Soldering Heat Test Conditions

温度：260±5°C

时间：10±1 sec.

Temp.:260±5°C

Time:10±1 sec

包装规格 / Packaging SPEC.

卷盘包装 / REEL

Package Type 封装形式	Units 包装数量					Dimension 包装尺寸 (unit: mm ³)		
	Units/Reel 只/卷盘	Reels/Inner Box 卷盘/盒	Units/Inner Box 只/盒	Inner Boxes/Outer Box 盒/箱	Units/Outer Box 只/箱	Reel	Inner Box 盒	Outer Box 箱
SMAF	3000	5	15000	5	75000	7" ×11	185X180X105	550X210X220

使用说明 / Notices