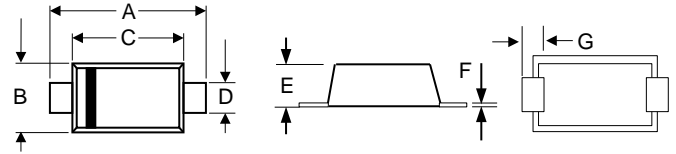


S2ABF THRU S2MBF

Surface Mount General Purpose Silicon Rectifiers

Features

- * For surface mounted applications
- * Low profile package
- * Glass Passivated Chip Junction
- * Easy to pick and place
- * High Temp Soldering: 260°C for 10seconds at Terminals



RoHS
COMPLIANT



SMBF				
DIM.	INCHES		MM	
	MIN	MAX	MIN	MAX
A	0.201	0.217	5.10	5.50
B	0.138	0.146	3.5	3.7
C	0.165	0.173	4.2	4.4
D	0.075	0.087	1.90	2.20
E	0.043	0.051	1.10	1.30
F	0.007	0.010	0.18	0.26
G	0.031	0.047	0.80	1.20

Mechanical Data

- * Case: SMBF Molded plastic
- * Terminals: Solderable per MIL-STD-750, Method 2026
- * Polarity: Indicated by cathode band

Maximum Ratings and Electrical Characteristics (T_A=25°C unless otherwise noted)

Type Number	Symbols	S2ABF	S2BBF	S2DBF	S2GBF	S2JBF	S2KBF	S2MBF	Unit
Maximum Repetitive Peak Reverse Voltage	V _{RRM}	50	100	200	400	600	800	1000	V
Maximum RMS Voltage	V _{RMS}	35	70	140	280	420	560	700	V
Maximum D.C Blocking Voltage	V _{DC}	50	100	200	400	600	800	1000	V
Maximum Average Forward Rectified Current	I _{F(AV)}	2							A
Peak Forward Surge Current, 8.3ms single half sine-wave	I _{FSM}	70							A
Maximum Instantaneous Forward Voltage at 2.0A	V _F	1.1							V
Maximum D.C Reverse Current @ T _J =25°C	I _R	5							μA
at Rated D.C Blocking Voltage @ T _J =125°C		100							
Typical Junction Capacitance (Note1)	C _J	25							pF
Typical Thermal Resistance (Note2)	R _{θJA}	60							°C/W
	R _{θJC}	18							
Operating Junction Temperature Range	T _J	-55 to +150							°C
Storage Temperature Range	T _{STG}	-55 to +150							°C

Note 1: Measured at 1 MHz and applied reverse voltage of 4 V D.C

Note 2: P.C.B. mounted with 2.0" X 2.0" (5 X 5 cm) copper pad areas.

Ratings and Characteristic Curves

Fig.1 Forward Current Derating Curve

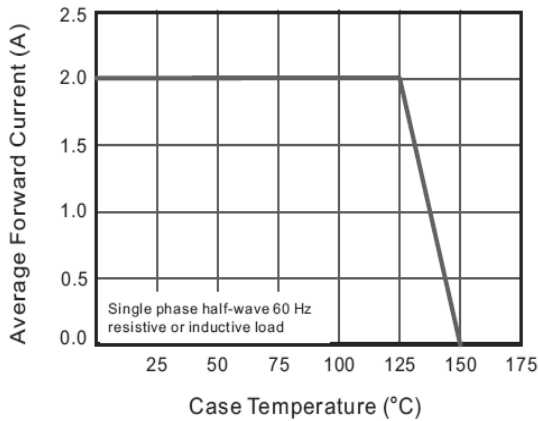


Fig.2 Typical Reverse Characteristics

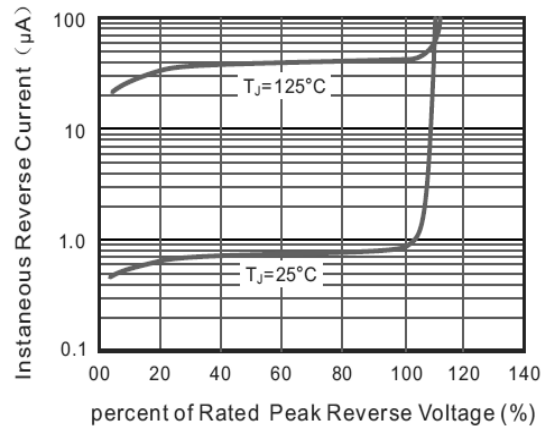


Fig.3 Typical Forward Characteristic

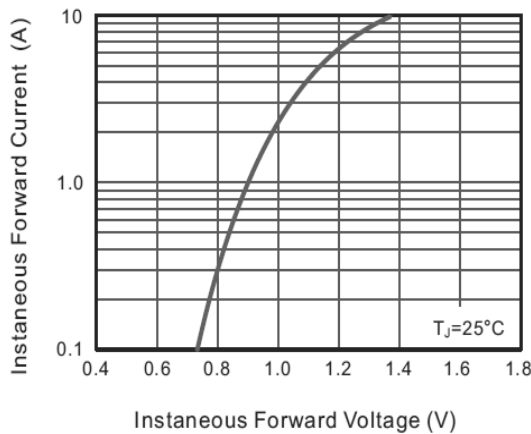


Fig.4 Typical Junction Capacitance

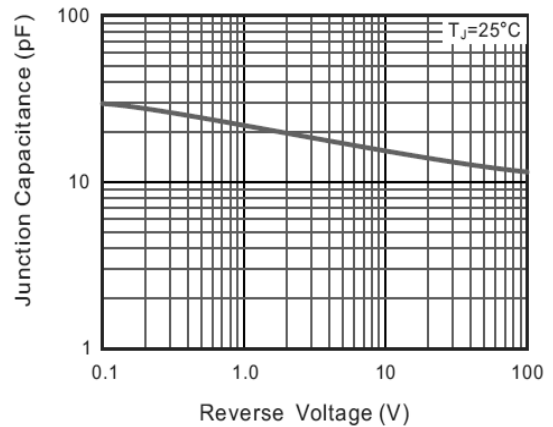
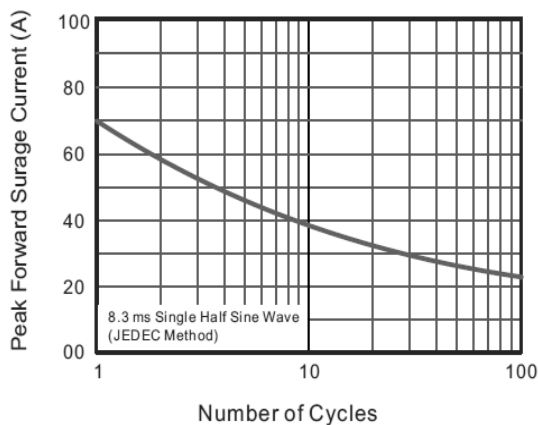


Fig.5 Maximum Non-Repetitive Peak Forward Surge Current





S2ABF THRU S2MBF

Surface Mount General Purpose Silicon Rectifiers

Ordering Information

Part No.	Package	Packing Code	Packing
S2ABF THRU S2MBF	SMBF	R50	5000pcs/Reel

Disclaimer

Specifications of the products displayed herein are subject to change without notice. JGD or anyone on its behalf, assumes no responsibility or liability for any errors in accuracies.

Information contained herein is intended to provide a product description only. No license, express or implied, to any intellectual property rights is granted by this document. Except as provided in JGD's terms and conditions of sale for such products, JGD assumes no liability whatsoever, and disclaims any express or implied warranty, relating to sale and/or use of JGD products including liability or warranties relating to fitness for a particular purpose, merchantability, or infringement of any patent, copyright, or other intellectual property right.

The products shown herein are not designed for use in medical, life-saving, or life-sustaining applications. Customers using or selling these products for use in such applications do so at their own risk and agree to fully indemnify JGD for any damages resulting from such improper use or sale.