

Surface Mount Rectifiers

S3DCF--S3MCF

Features

- For surface mounted applications
- Ideal for automated placement
- Low forward voltage drop
- High surge current capability
- RoHS Compliant



Mechanical Data

- Case: SMCF molded plastic
- Molding compound, UL flammability classification rating 94V-0
- Terminals: Solder plated, solderable per MIL-STD-202, Method 208
- Polarity: Color band denotes cathode end

Maximum Ratings (@T_A = 25°C unless otherwise specified)

Characteristic	Symbol	S3DCF	S3GF	S3JCF	S3KCF	S3MCF	Units
Peak repetitive reverse voltage	V _{RRM}	200	400	600	800	1000	V
RMS reverse voltage	V _{RMS}	140	280	420	560	700	V
DC blocking voltage	V _{DC}	200	400	600	800	1000	V
Maximum average forward output current	I _{F(AV)}	3.0					A
Peak forward surge current, 8.3ms single half-sine-wave	@T _J = 25°C I _{FSM}	100					A

Thermal Characteristics

Parameter	Symbol	S3DCF	S3GF	S3JCF	S3KCF	S3MCF	Units
Typical thermal resistance (Note 1)	R _{θJA}	27					°C / W
	R _{θJC}	10					
	R _{θJL}	4					
Operating junction temperature range	T _J	- 55 ---- + 150					°C
Storage temperature range	T _{STG}	- 55 ---- + 150					°C

Note:

1. Device mounted on PCB with 10 mm x 20 mm x 0.1mm copper pad areas

Surface Mount Rectifiers

S3DCF--S3MCF

Electrical Characteristics (@T_A = 25°C unless otherwise specified)

Parameter	Symbol	Test conditions		Typ.	Max.	Units
Maximum instantaneous forward voltage	V _F	I _F =3.0A		--	1.15	V
Maximum Reverse current	I _R	Rated V _R	@T _A =25°C	--	10	μA
			@T _A =125°C	--	200	

Surface Mount Rectifiers

S3DCF--S3MCF

Ratings and Characteristic Curves ($T_A=25^\circ\text{C}$ unless otherwise noted)

Fig.1-Forward Current Derating Curve

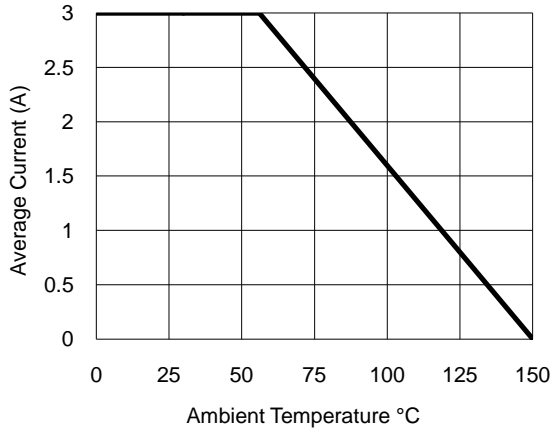


Fig.2- Surge Current Derating Curve

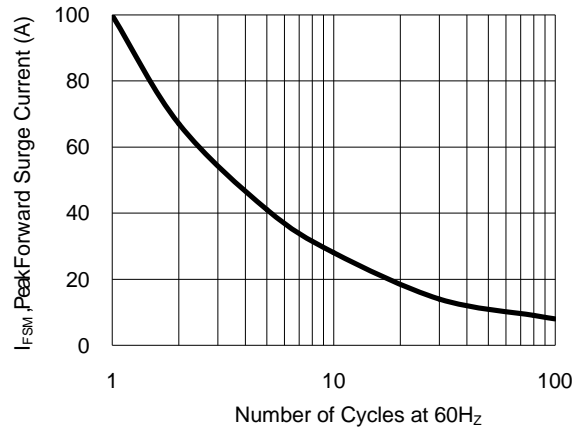


Fig.3- Typical Forward Voltage Characteristic

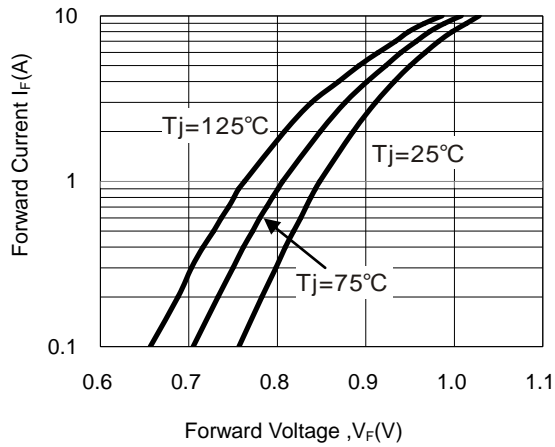
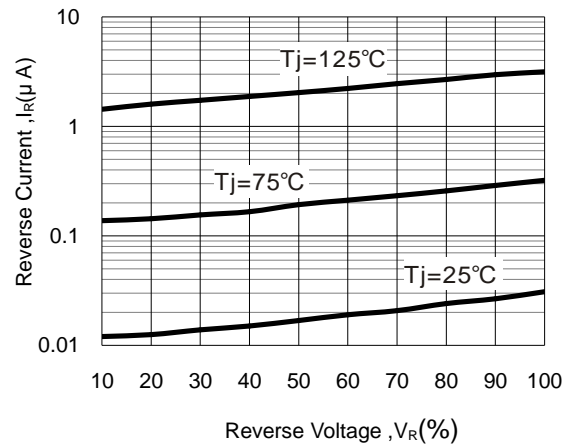


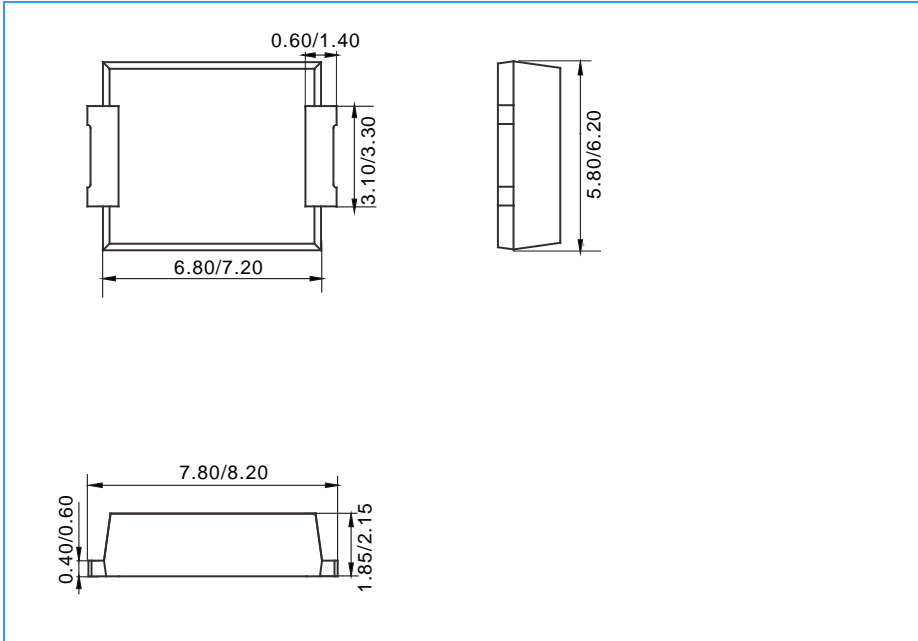
Fig.4- Typical Reverse Characteristic



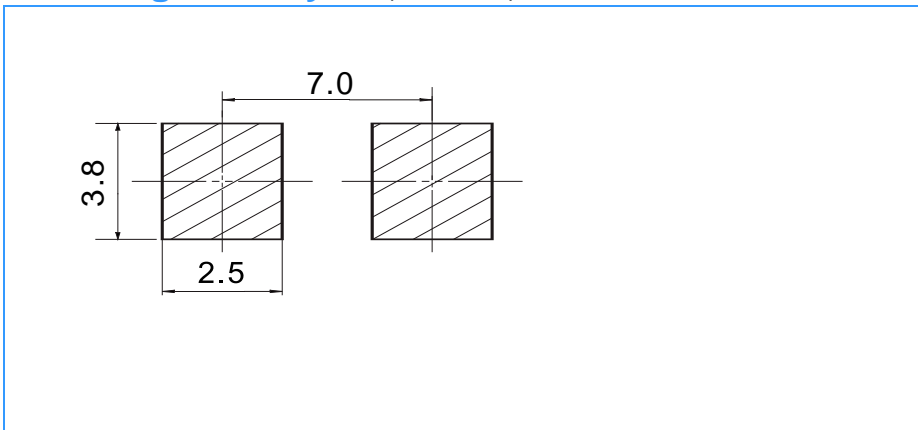
Surface Mount Rectifiers

S3DCF--S3MCF

Package Outline Dimensions(unit:mm)



Mounting Pad Layout(unit:mm)



Ordering Information

Part No.	Marking	Package	Shipping
S3DCF	S3DCF	SMCF	3000 /Tape&Reel
S3GCF	S3GCF	SMCF	3000 /Tape&Reel
S3JCF	S3JCF	SMCF	3000 /Tape&Reel
S3KCF	S3KCF	SMCF	3000 /Tape&Reel
S3MCF	S3MCF	SMCF	3000 /Tape&Reel