

Fast Recovery Rectifier

S4933--S4937

Features

- For surface mounted applications
- Ideal for automated placement
- Low forward voltage drop
- High surge current capability
- RoHS Compliant



Mechanical Data

- Case: SMA molded plastic
- Molding compound, UL flammability classification rating 94V-0
- Terminals: Solder plated, solderable per MIL- STD-202,Method 208
- Polarity: Color band denotes cathode end

Maximum Ratings (@T_A = 25°C unless otherwise specified)

| Characteristic | Symbol | S4933 | S4934 | S4935 | S4936 | S4937 | Units |
|--|--------------------|-------|-------|-------|-------|-------|-------|
| Peak repetitive reverse voltage | V _{RRM} | 50 | 100 | 200 | 400 | 600 | V |
| RMS reverse voltage | V _{RMS} | 35 | 70 | 140 | 280 | 420 | V |
| DC blocking voltage | V _{DC} | 50 | 100 | 200 | 400 | 600 | V |
| Maximum average forward output current | I _{F(AV)} | 1.0 | | | | | A |
| Peak forward surge current, 8.3ms single half-sine-wave | I _{FSM} | 30 | | | | | A |

Thermal Characteristics

| Parameter | Symbol | S4933 | S4934 | S4935 | S4936 | S4937 | Units |
|--|------------------|-----------------|-------|-------|-------|-------|-------|
| Typical thermal resistance (Note 1) | R _{θJA} | 70 | | | | | °C/W |
| | R _{θJC} | 25 | | | | | |
| | R _{θJL} | 30 | | | | | |
| Operating junction temperature range | T _J | - 55 ---- + 150 | | | | | °C |
| Storage temperature range | T _{STG} | - 55 ---- + 150 | | | | | °C |

Note:

1. Device mounted on PCB with 10 mm x 20 mm x 0.1mm copper pad areas

Fast Recovery Rectifier

S4933--S4937

Electrical Characteristics (@T_A = 25°C unless otherwise specified)

| Parameter | Symbol | Test conditions | | Typ. | Max. | Units |
|---------------------------------------|----------------|---|------------------------|------|------|-------|
| Maximum instantaneous forward voltage | V _F | I _F =1.0A | @T _A =25°C | -- | 1.3 | V |
| Maximum Reverse current | I _R | Rated V _R | @T _A =25°C | -- | 5 | μ A |
| | | | @T _A =125°C | -- | 200 | |
| Maximum Reverse Recovery Time | trr | I _F =0.5A, I _{RM} =1A, I _{R(REC)} =0.25A | | -- | 200 | ns |

Fast Recovery Rectifier

S4933--S4937

Ratings and Characteristic Curves ($T_A=25^\circ\text{C}$ unless otherwise noted)

Fig.1-Forward Current Derating Curve

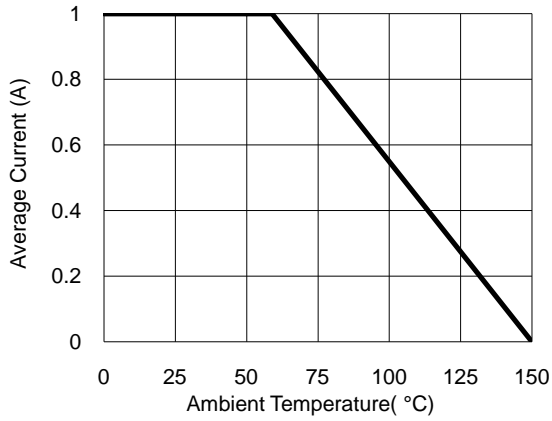


Fig.2- Surge Current Derating Curve

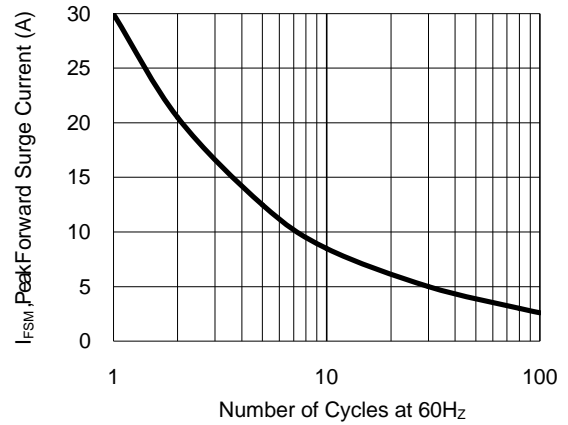


Fig.3- Typical Forward Voltage Characteristic

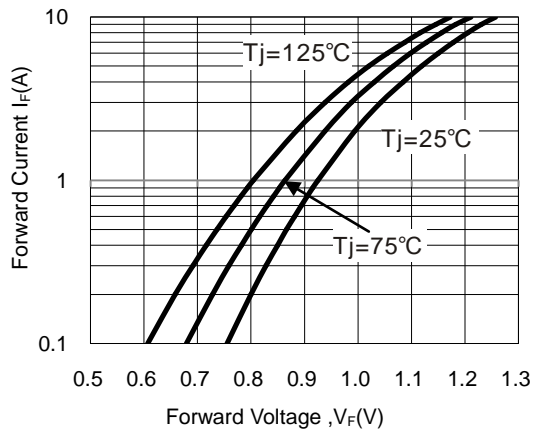
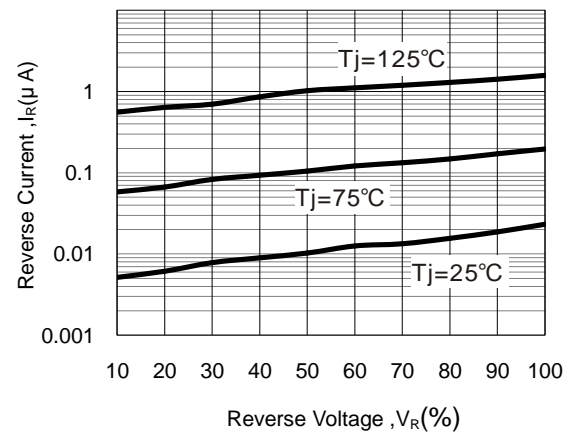


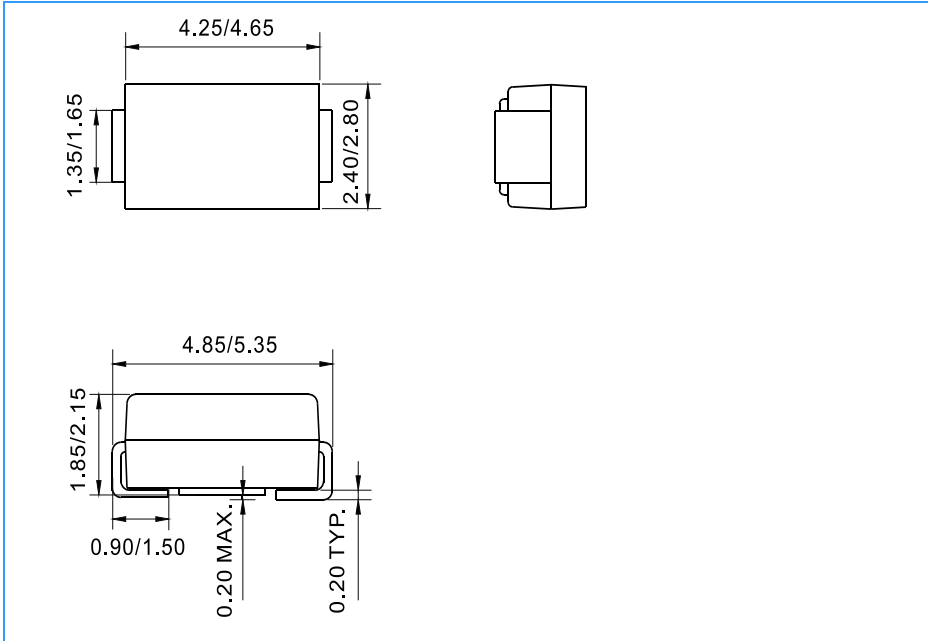
Fig.4- Typical Reverse Characteristic



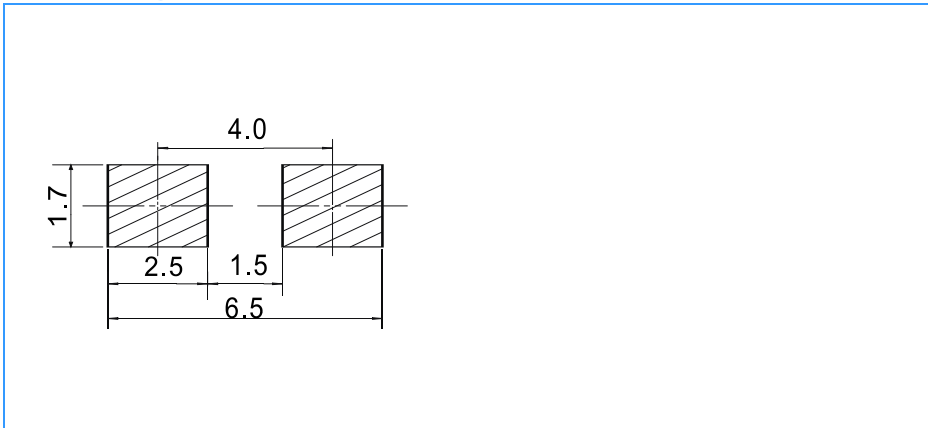
Fast Recovery Rectifier

S4933--S4937

Package Outline Dimensions(unit:mm)



Mounting Pad Layout(unit:mm)



Ordering Information

| Part No. | Marking | Package | Shipping |
|----------|---------|---------|------------------|
| S4933 | S4933 | SMA | 5000 / Tape&Reel |
| S4934 | S4934 | SMA | 5000 / Tape&Reel |
| S4935 | S4935 | SMA | 5000 / Tape&Reel |
| S4936 | S4936 | SMA | 5000 / Tape&Reel |
| S4937 | S4937 | SMA | 5000 / Tape&Reel |