

**SURFACE MOUNT
GLASS PASSIVATED RECTIFIERS**

REVERSE VOLTAGE - **50 to 1000** Volts
FORWARD CURRENT - **5.0** Amperes

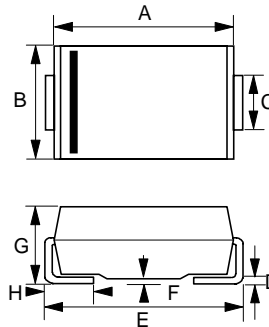
FEATURES

- Glass passivated chip
- For surface mounted applications
- Low reverse leakage current
- Low forward voltage drop
- High current capability
- Plastic material has UL flammability classification 94V-0

MECHANICAL DATA

- Case : Molded plastic
- Polarity : Color band denotes cathode
- Weight : 0.007 ounces, 0.21 grams

SMC



SMC		
DIM.	MIN.	MAX.
A	6.60	7.11
B	5.59	6.22
C	2.92	3.18
D	0.15	0.31
E	7.75	8.13
F	0.05	0.20
G	2.01	2.62
H	0.76	1.52

All Dimensions in millimeter

MAXIMUM RATINGS AND ELECTRICAL CHARACTERISTICS

Ratings at 25°C ambient temperature unless otherwise specified.
Single phase, half wave, 60Hz, resistive or inductive load.
For capacitive load, derate current by 20%

CHARACTERISTICS	SYMBOL	S5AC	S5BC	S5DC	S5GC	S5JC	S5KC	S5MC	UNIT
Maximum Recurrent Peak Reverse Voltage	VRRM	50	100	200	400	600	800	1000	V
Maximum RMS Voltage	VRMS	35	70	140	280	420	560	700	V
Maximum DC Blocking Voltage	VDC	50	100	200	400	600	800	1000	V
Maximum Average Forward Rectified Current @TL=75°C	I(AV)	5.0							A
Peak Forward Surge Current 8.3ms single half sine-wave super imposed on rated load (JEDEC METHOD)	IFSM	100							A
Maximum forward Voltage at 5.0A DC	VF	1.15							V
Maximum DC Reverse Current at Rated DC Blocking Voltage @TJ=25°C @TJ=125°C	IR	10 250							uA
Typical Junction Capacitance (Note 1)	CJ	40							pF
Typical Thermal Resistance (Note 2)	RθJL	10							°C/W
Typical Thermal Resistance (Note 3)	RθJA	50							°C/W
Operating Temperature Range	TJ	-55 to +150							°C
Storage Temperature Range	TSTG	-55 to +150							°C

NOTES : 1. Measured at 1.0MHz and applied reverse voltage of 4.0V DC.
2. Thermal Resistance Junction to Lead.
3. Thermal Resistance Junction to Ambient.

FIG.1 - FORWARD CURRENT DERATING CURVE

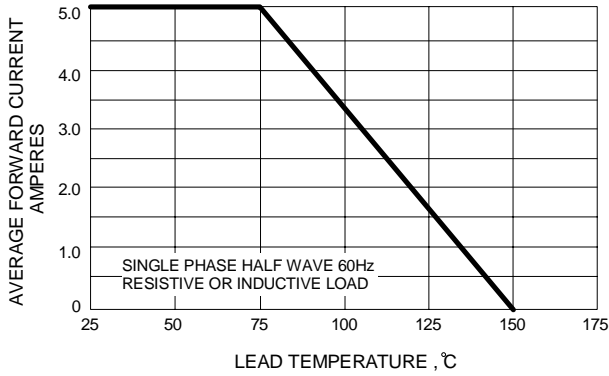


FIG.2 - MAXIMUM NON-REPETITIVE SURGE CURRENT

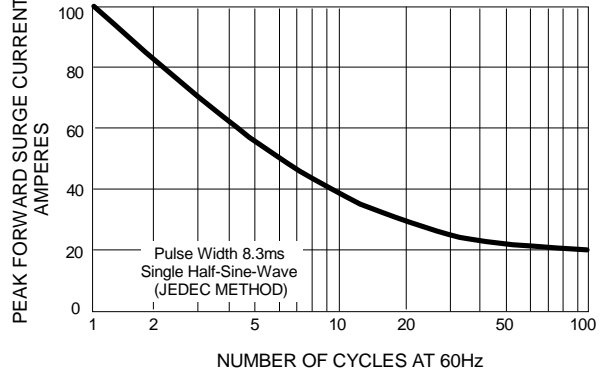


FIG.3 - TYPICAL FORWARD CHARACTERISTICS

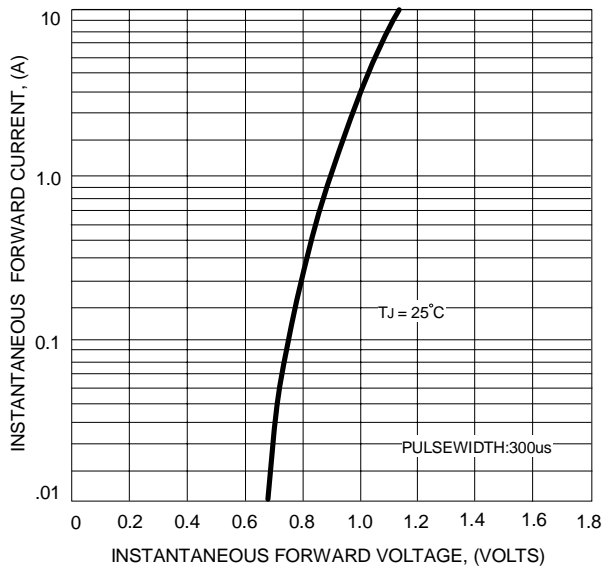


FIG.4 - TYPICAL REVERSE CHARACTERISTICS

