

Product Specification
S8740240P12

GaAs Push Pull, 40 – 870MHz, 23.5dB min. Gain @ 870MHz, 450mA max. @ 12VDC



FEATURES

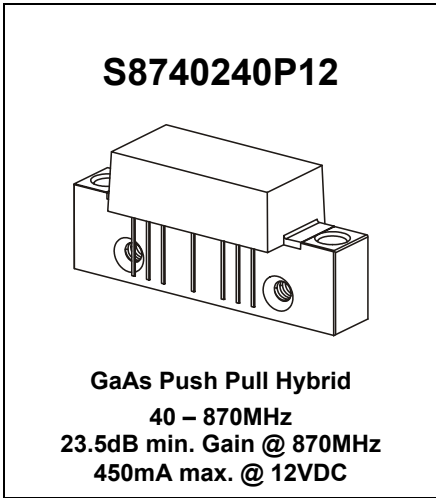
- Excellent linearity
- Superior return loss performance
- Extremely low distortion
- Optimal reliability
- Extremely low noise
- Unconditionally stable under all terminations

APPLICATION

- 40 to 870 MHz CATV amplifier systems

DESCRIPTION

- Hybrid Push Pull amplifier module employing GaAs dice



LIMITING VALUES

In accordance with the Absolute Maximum Rating System (IEC 60134)

SYMBOL	PARAMETER	MIN.	MAX.	UNIT
V _i	RF input voltage (single tone)	-	75	dBmV
V _{ov}	DC supply over-voltage (5 minutes)	-	15	V
T _{stg}	storage temperature	- 40	+ 100	°C
T _{mb}	operating mounting base temperature	- 30	+ 100	°C

CHARACTERISTICS

Table 1: S-Parameter, Noise Figure, DC Current; V_B = 12V; T_{mb} = 30°C; Z_S = Z_L = 75 Ω

SYMBOL	PARAMETER	CONDITIONS	MIN.	TYP.	MAX.	UNIT
G _p	power gain	f = 50 MHz	22.5	23.0	23.5	dB
		f = 870 MHz	23.5	24.0	25.0	dB
SL	slope ¹⁾	f = 40 to 870 MHz	0.5	1.0	2.0	dB
FL	flatness of frequency response	f = 40 to 870 MHz	-		±0.5	dB
S ₁₁	input return loss	f = 40 to 160 MHz	20.0		-	dB
		f = 160 to 870 MHz	18.0		-	dB
S ₂₂	output return loss	f = 40 to 320 MHz	18.0		-	dB
		f = 320 to 870 MHz	16.0		-	dB
F	noise figure	f = 50 to 870 MHz	-	2.5	3.5	dB
I _{tot}	total current consumption (DC)			430.0	450.0	mA

Notes:

1) The slope is defined as the difference between the gain at the start frequency and the gain at the stop frequency.

Product Specification
S8740240P12

GaAs Push Pull, 40 – 870MHz, 23.5dB min. Gain @ 870MHz, 450mA max. @ 12VDC



CHARACTERISTICS

Table 2: Distortion data 40 – 750 MHz; $V_B = 12V$; $T_{mb} = 30^\circ C$; $Z_S = Z_L = 75 \Omega$

SYMBOL	CONDITIONS	MIN.	TYP.	MAX.	UNIT
CTB	112 ch. flat; $V_o = 44 \text{ dBmV}^{1)}$	-	- 66	- 63	dBc
XMOD	112 ch. flat; $V_o = 44 \text{ dBmV}^{1)}$	-	- 64	- 61	dBc
CSO	112 ch. flat; $V_o = 44 \text{ dBmV}^{1)}$	-	- 67	- 64	dBc

Notes:

1) 112 channels, NTSC frequency raster: 55.25 MHz to 745.25 MHz, +44 dBmV flat output level.

Composite Second Order (CSO)

The CSO parameter (both sum and difference products) is defined by the NCTA.

Composite Triple Beat (CTB)

The CTB parameter is defined by the NCTA.

Cross Modulation (XMOD)

Cross modulation (XMOD) is measured at baseband (selective voltmeter method), referenced to 100% modulation of the carrier being tested.

Product Specification
S8740240P12

GaAs Push Pull, 40 – 870MHz, 23.5dB min. Gain @ 870MHz, 450mA max. @ 12VDC

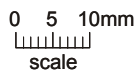


All Dimensions in mm:

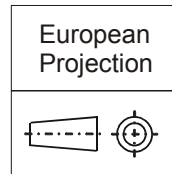
	nominal	min	max
A	44,6 ± 0,2	44,4	44,8
B	13,6 ± 0,2	13,4	13,8
C	20,4 ± 0,5	19,9	20,9
D	8 ± 0,15	7,85	8,15
E	12,6 ± 0,15	12,45	12,75
F	38,1 ± 0,2	37,9	38,3
G	4 +0,2 / -0,05	3,95	4,2
H	4 ± 0,2	3,8	4,2
I	25,4 ± 0,2	25,2	25,6
J	UNC 6-32	-	-
K	4,2 ± 0,2	4,0	4,4
L	27,2 ± 0,2	27,0	27,4
M	11,6 ± 0,5	11,1	12,1
N	5,8 ± 0,4	5,4	6,2
O	0,25 ± 0,02	0,23	0,27
P	0,45 ± 0,03	0,42	0,48
Q	2,54 ± 0,3	2,24	2,84
R	2,54 ± 0,5	2,04	3,04
S	2,54 ± 0,25	2,29	2,79
T	5,08 ± 0,25	4,83	5,33
U	5,08 ± 0,25	4,83	5,33

Pinning:

	1	2	3	4	5	6	7	8	9
	INPUT	GND	GND	+VB			GND	GND	OUTPUT



Notes:



Product Specification
S8740240P12

GaAs Push Pull, 40 – 870MHz, 23.5dB min. Gain @ 870MHz, 450mA max. @ 12VDC



DEFINITIONS

Data Sheet Status	
Objective Product Specification	This data sheet contains target or goal specifications for product development.
Preliminary Product Specification	This data sheet contains preliminary data; supplementary data may be published later.
Product Specification	This data sheet contains final product specifications.
Limiting values	
Limiting values given are in accordance with the Absolute Maximum Rating System (IEC 60134). Stress above one or more of the limiting values may cause permanent damage to the device. These are stress ratings only and operation of the device at these or at any other conditions above those given in the Characteristics sections of the specification is not implied. Exposure to limiting values for extended periods may affect device reliability.	
Application information	
Where application information is given, it is advisory and does not form part of the specification.	

Premier Devices reserves the right to make changes without further notice to any products herein.

Premier Devices makes no warranty representation or guarantee regarding the suitability of its products for any particular purpose, nor does Premier Devices assume any liability arising out of the application or use of any product or circuit, and specifically disclaims any and all liability, including without limitation consequential or incidental damages. "Typical" parameters which may be provided in Premier Devices datasheets and/or specifications can and do vary in different applications and actual performance may vary over time. All operating parameters, including "Typicals" must be validated for each customer application by customer's technical experts. Premier Devices does not convey any license under its patent rights nor the rights of others. Premier Devices products are not designed, intended, or authorized for use as components in systems intended for surgical implant into the body, or other applications intended to support or sustain life, or for any other application in which the failure of the Premier Devices product could create a situation where personal injury or death may occur. Should Buyer purchase or use Premier Devices products for any such unintended or unauthorized application, Buyer shall indemnify and hold Premier Devices and its officers, employees, subsidiaries, affiliates, and distributors harmless against all claims, costs, damages, and expenses, and reasonable attorney fees arising out of, directly or indirectly, and claim of personal injury or death associated with such unintended or unauthorized use, even if such claim alleges that Premier Devices was negligent regarding the design or manufacture of the part.

© Premier Devices Germany GmbH 2004

How to contact us:



Premier Devices Germany GmbH

Loeffelholzstrasse 20, D-90441 Nuernberg, Germany

Phone: +49 (0) 911 9411 233, FAX: +49 (0) 911 9411 198,

Email: sales.germany@premierdevices.com, Internet: <http://www.premierdevices.de/>