

NPN Silicon Epitaxial Planar Transistor

S9011

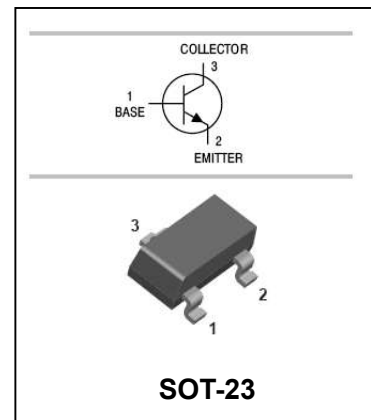
FEATURES

- Collector Current.($I_C=30\text{mA}$)
- Power dissipation.($P_C=200\text{mW}$)



APPLICATIONS

- AM converter, AM/FM if amplifier general purpose transistor



ORDERING INFORMATION

Type No.	Marking	Package Code
S9011	1T	SOT-23

MAXIMUM RATING @ $T_a=25^\circ\text{C}$ unless otherwise specified

Symbol	Parameter	Value	Units
V_{CBO}	Collector-Base Voltage	50	V
V_{CEO}	Collector-Emitter Voltage	30	V
V_{EBO}	Emitter-Base Voltage	5	V
I_C	Collector Current -Continuous	30	mA
P_C	Collector Dissipation	200	mW
T_j, T_{stg}	Junction and Storage Temperature	-55 to +150	$^\circ\text{C}$

ELECTRICAL CHARACTERISTICS @ $T_a=25^\circ\text{C}$ unless otherwise specified

Parameter	Symbol	Test conditions	MIN	MAX	UNIT
Collector-base breakdown voltage	$V_{(BR)CBO}$	$I_C=100\mu\text{A}, I_E=0$	50		V
Collector-emitter breakdown voltage	$V_{(BR)CEO}$	$I_C=0.1\text{mA}, I_B=0$	30		V
Emitter-base breakdown voltage	$V_{(BR)EBO}$	$I_E=100\mu\text{A}, I_C=0$	5		V
Collector cut-off current	I_{CBO}	$V_{CB}=50\text{V}, I_E=0$		0.1	μA
Emitter cut-off current	I_{EBO}	$V_{EB}=5\text{V}, I_C=0$		0.1	μA
DC current gain	h_{FE}	$V_{CE}=5\text{V}, I_C=1\text{mA}$	28	198	
Collector-emitter saturation voltage	$V_{CE(sat)}$	$I_C=10\text{mA}, I_B=1\text{mA}$		0.3	V
Base-emitter voltage	V_{BE}	$V_{CE}=5\text{V}, I_C=1\text{mA}$	0.65	0.75	V
Transition frequency	f_T	$V_{CE}=5\text{V}, I_C=1\text{mA}$	150		MHZ

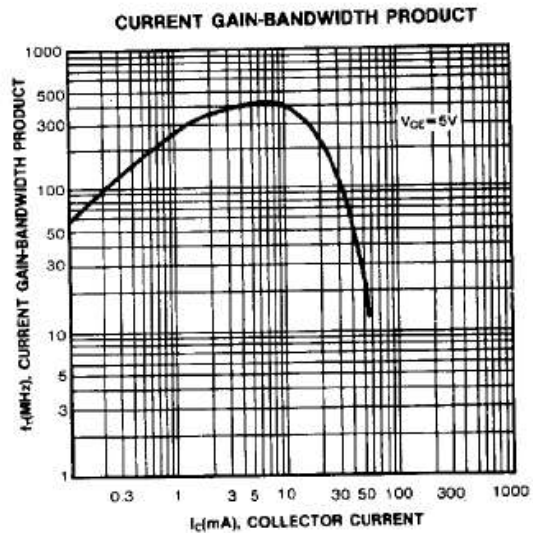
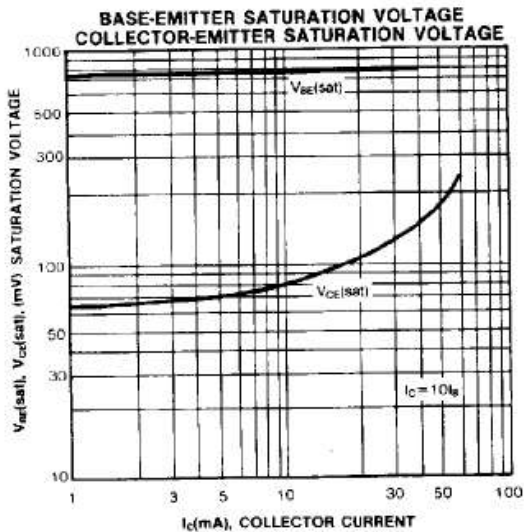
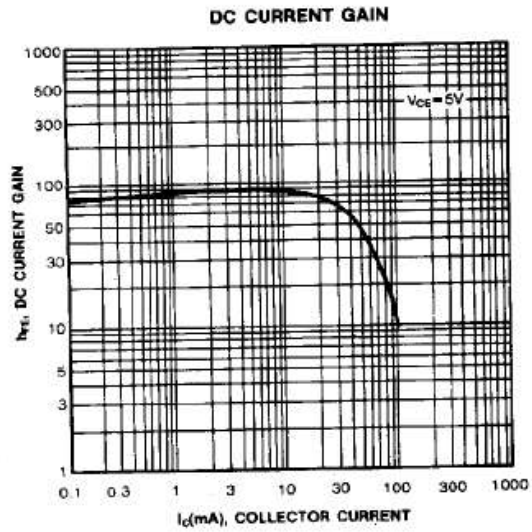
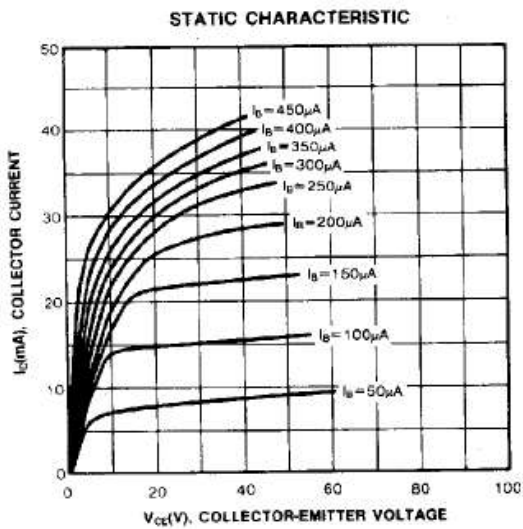
NPN Silicon Epitaxial Planar Transistor

S9011

CLASSIFICATION OF $h_{FE(1)}$

Rank	D	E	F	G	H	I
Range	28-45	39-60	54-80	72-108	97-146	132-198

TYPICAL CHARACTERISTICS @ $T_a=25^\circ\text{C}$ unless otherwise specified



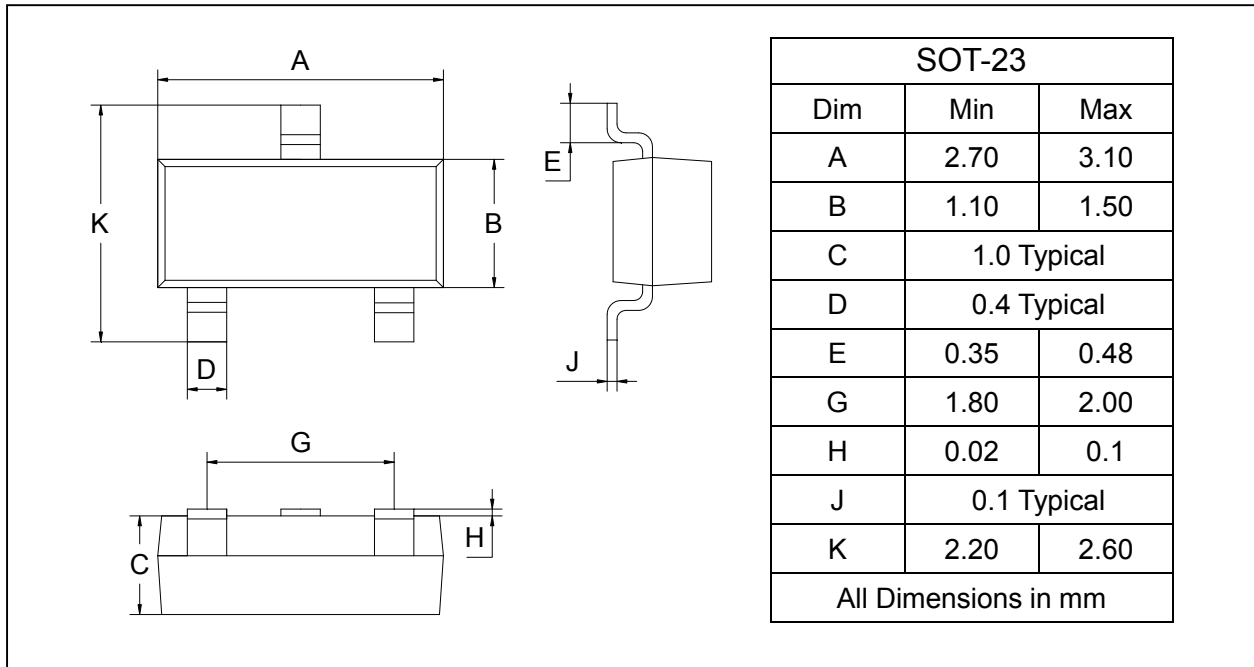
NPN Silicon Epitaxial Planar Transistor

S9011

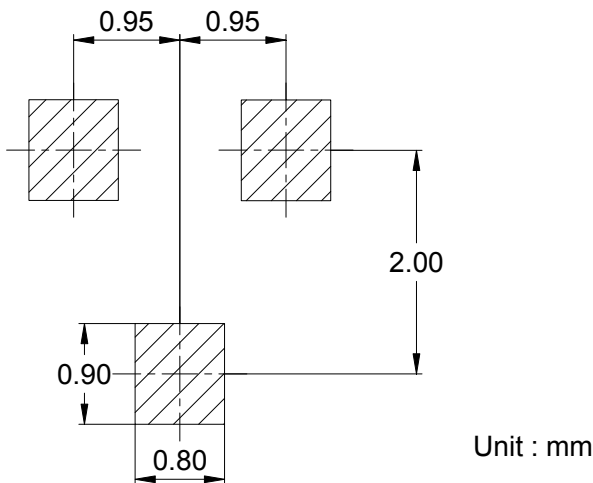
PACKAGE OUTLINE

Plastic surface mounted package

SOT-23



SOLDERING FOOTPRINT



PACKAGE INFORMATION

Device	Package	Shipping
S9011	SOT-23	3000/Tape&Reel