

Silicon Epitaxial Planar Transistor

S9015

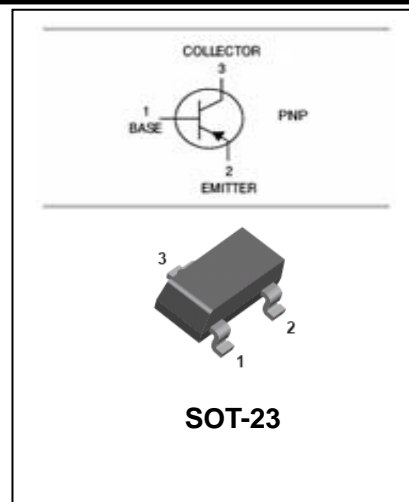
FEATURES

- Complementary To S9014.
- Excellent H_{FE} Linearity.
- Power dissipation. ($P_C=0.2W$)



APPLICATIONS

- Low frequency , low noise amplifier.



ORDERING INFORMATION

Type No.	Marking	Package Code
S9015	M6	SOT-23

MAXIMUM RATING @ $T_a=25^{\circ}C$ unless otherwise specified

Symbol	Parameter	Value	Units
V_{CBO}	Collector-Base Voltage	-50	V
V_{CEO}	Collector-Emitter Voltage	-45	V
V_{EBO}	Emitter-Base Voltage	-5	V
I_C	Collector Current -Continuous	-100	mA
P_C	Collector Dissipation	200	mW
T_j, T_{stg}	Junction and Storage Temperature	-55 to +150	$^{\circ}C$

Silicon Epitaxial Planar Transistor

S9015

ELECTRICAL CHARACTERISTICS @ Ta=25°C unless otherwise specified

Parameter	Symbol	Test conditions	MIN	TYP	MAX	UNIT
Collector-base breakdown voltage	$V_{(BR)CBO}$	$I_C=-100\mu A, I_E=0$	-50			V
Collector-emitter breakdown voltage	$V_{(BR)CEO}$	$I_C=-0.1mA, I_B=0$	-45			V
Emitter-base breakdown voltage	$V_{(BR)EBO}$	$I_E=-100\mu A, I_C=0$	-5			V
Collector cut-off current	I_{CBO}	$V_{CB}=-50V, I_E=0$			-0.1	μA
Emitter cut-off current	I_{EBO}	$V_{EB}=-5V, I_C=0$			-0.1	μA
DC current gain	h_{FE}	$V_{CE}=-5V, I_C=-1mA$	200		1000	
Collector-emitter saturation voltage	$V_{CE(sat)}$	$I_C=-100mA, I_B=-10mA$			-0.3	V
Base-emitter saturation voltage	$V_{BE(sat)}$	$I_C=-100mA, I_B=-10mA$			-1	V
Transition frequency	f_T	$V_{CE}=-5V, I_C=-10mA$ $f=30MHz$	100			MHz

CLASSIFICATION OF $h_{FE(1)}$

Rank	L	H
Range	200-450	450-1000

Silicon Epitaxial Planar Transistor

S9015

TYPICAL CHARACTERISTICS @ Ta=25°C unless otherwise specified

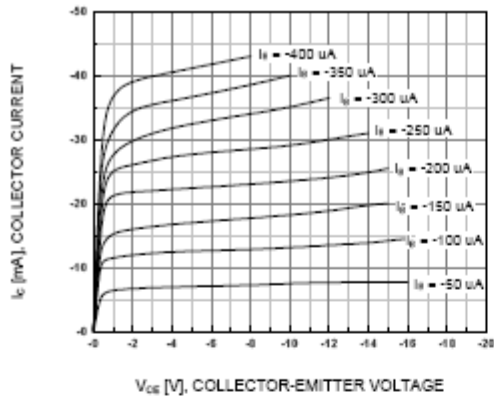


Figure 1. Static Characteristic

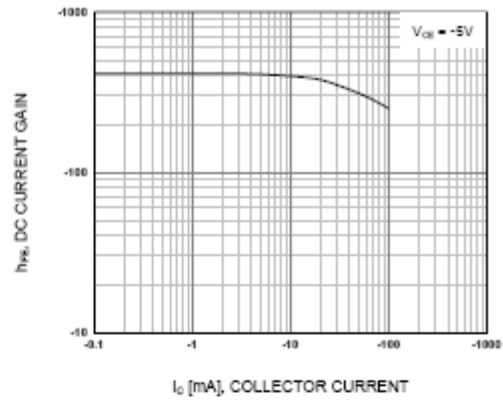


Figure 2. DC current Gain

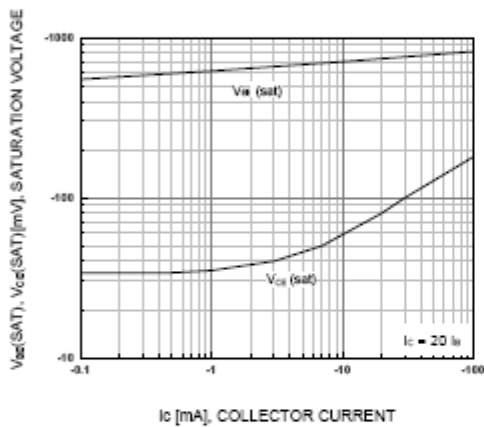


Figure 3. Base-Emitter Saturation Voltage
Collector-Emitter Saturation Voltage

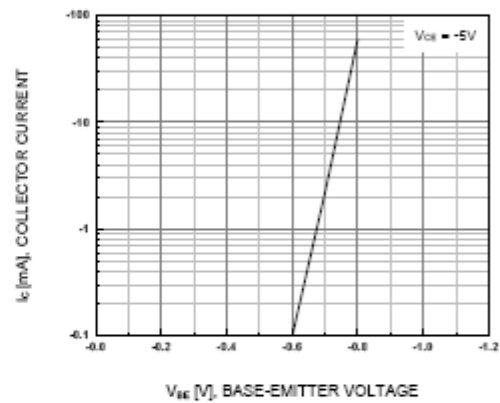


Figure 4. Base-Emitter On Voltage

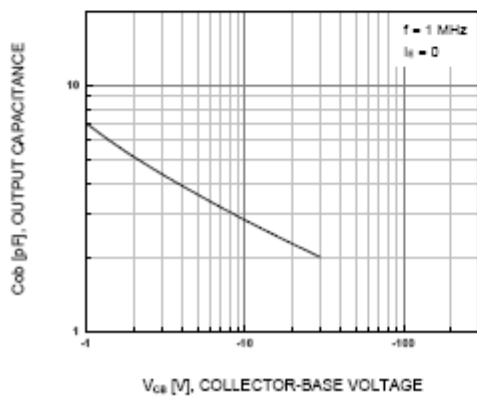


Figure 5. Collector Output Capacitance

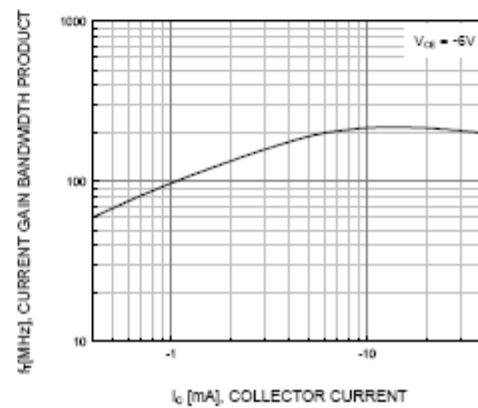


Figure 6. Current Gain Bandwidth Product

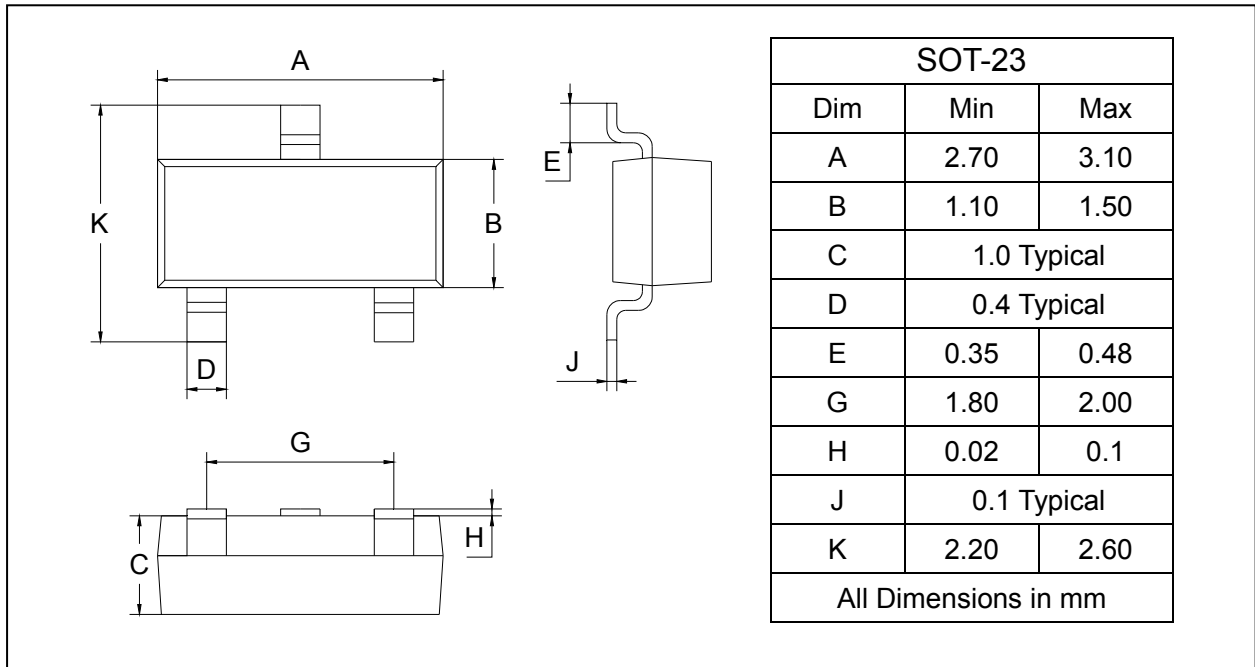
Silicon Epitaxial Planar Transistor

S9015

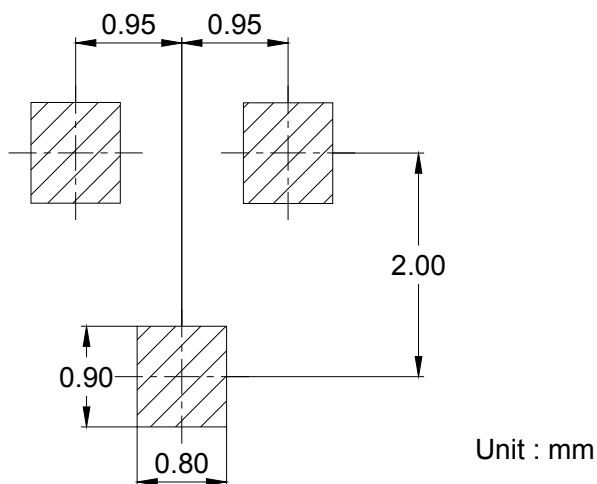
PACKAGE OUTLINE

Plastic surface mounted package

SOT-23



SOLDERING FOOTPRINT



PACKAGE INFORMATION

Device	Package	Shipping
S9015	SOT-23	3000/Tape&Reel