

CERAMIC VARISTORS



SINO-AMERICAN SILICON PRODUCTS INC.

中美矽晶製品股份有限公司

ADDRESS: 8, INDUSTRIAL EAST ROAD SEC. 2
SCIENCE-BASED INDUSTRIAL PARK
HSINCHU, TAIWAN. R. O. C.

新竹市科學園區工業東二路八號
TEL:(035)772233 FAX:(035)781706

Zinc oxide varistor is designed to protect various kinds of electronic devices and semiconductor elements from switching and induced lightning surges provides widely varying voltage and withstanding surge current ratings

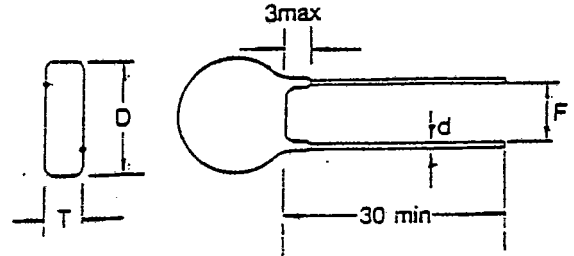
Features

- Fast response to the rapidly rising surge voltage.
 - High performance clamping voltage characteristics.
 - Broad products range
- Varistor voltage: 18V to 1.8kV

Applications

- Transistor, diode, IC, thyristor and triac semiconductor protection.
- Surge protection in consumer electronics.
- Surge protection in industrial electronics.
- Surge protection in communication, measuring and controller electronics.
- Surge protection in electronic home appliances and gas and petroleum appliances.
- Electrostatic discharge and noise spike suppression
- Relay and electromagnetic valve surge absorption.

STANDARD DIMENSIONS

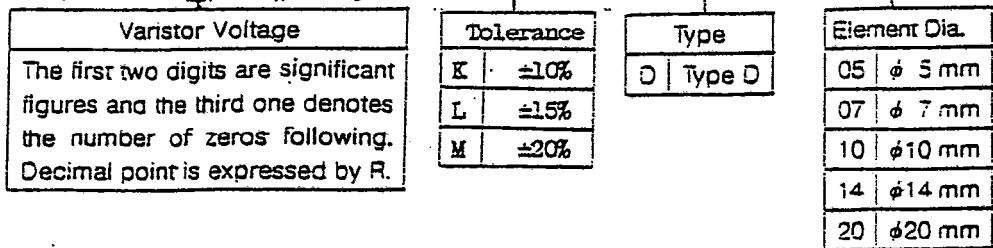


DISC ϕ	Dmax	d	F	Tmax
5	7.5	0.6	4.5	7.0
7	9.0	0.6	5.0	7.0
10	14.0	0.8	6.5	11.5
14	17.5	0.8	7.5	11.5
20	24.0	0.8	9.0	11.5

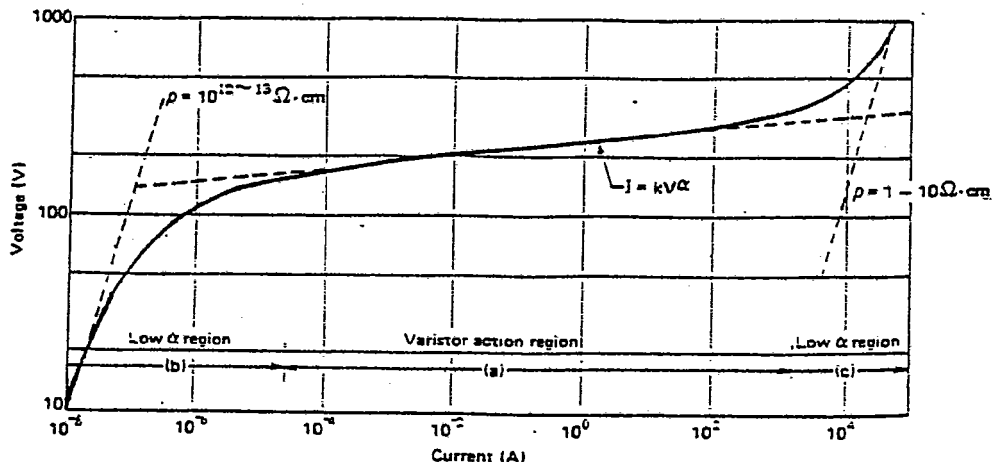
$\phi = 0.02$ $F = 1.0$ (mm)

Part Number Code

SAV - D



Current-Voltage Characteristics



CERAMIC VARISTORS



SINO-AMERICAN SILICON PRODUCTS INC.

中美矽晶製品股份有限公司

ADDRESS: 8, INDUSTRIAL EAST ROAD SEC. 2
SCIENCE-BASED INDUSTRIAL PARK
HSINCHU, TAIWAN, R. O. C.

新竹市科學園區工業東二路八號
TEL: (035)772233 FAX: (035)781706

Varistor Voltage (V)	Rated Watt (W)	5 φ		7 φ		10 φ		14 φ		20 φ	
		Rated Watt (W)	Part No.	Rated Watt (W)	Part No.	Rated Watt (W)	Part No.	Rated Watt (W)	Part No.	Rated Watt (W)	Part No.
820						SAV-821KD10		SAV-821KD14		SAV-821KD20	
680						SAV-681KD10		SAV-681KD14		SAV-681KD20	
470		SAV-471KD05		SAV-471KD07		SAV-471KD10		SAV-471KD14		SAV-471KD20	
430		SAV-431KD05		SAV-431KD07		SAV-431KD10		SAV-431KD14		SAV-431KD20	
390		SAV-391KD05		SAV-391KD07		SAV-391KD10		SAV-391KD14	1.0	SAV-391KD20	
270		SAV-271KD05		SAV-271KD07		SAV-271KD10		SAV-271KD14		SAV-271KD20	
240		SAV-241KD05		SAV-241KD07		SAV-241KD10		SAV-241KD14		SAV-241KD20	
220	0.1	SAV-221KD05	0.25	SAV-221KD07	0.4	SAV-221KD10	0.6	SAV-221KD14		SAV-221KD20	
200		SAV-201KD05		SAV-201KD07		SAV-201KD10		SAV-201KD14		SAV-201KD20	
150		SAV-151KD05		SAV-151KD07		SAV-151KD10		SAV-151KD14			
120		SAV-121KD05		SAV-121KD07		SAV-121KD10		SAV-121KD14			
100		SAV-101KD05		SAV-101KD07		SAV-101KD10		SAV-101KD14			
82		SAV-820KD05		SAV-820KD07		SAV-820KD10		SAV-820KD14			
68		SAV-680KD05		SAV-680KD07		SAV-680KD10		SAV-680KD14			
56		SAV-560KD05		SAV-560KD07		SAV-560KD10		SAV-560KD14			
47		SAV-470KD05		SAV-470KD07		SAV-470KD10		SAV-470KD14			
39		SAV-390KD05		SAV-390KD07		SAV-390KD10		SAV-390KD14			
33	0.01	SAV-330KD05	0.02	SAV-330KD07	0.05	SAV-330KD10	0.1	SAV-330KD14			
27		SAV-270KD05		SAV-270KD07		SAV-270KD10		SAV-270KD14			
22		SAV-220KD05		SAV-220KD07		SAV-220KD10		SAV-220KD14			
18		SAV-180LD05		SAV-180LD07		SAV-180LD10		SAV-180LD14			
12		SAV-120MD05		SAV-120MD07		SAV-120MD10					
8		SAV-8ROMD05		SAV-8ROMD07		SAV-8ROMD10					

Part Number Code

SAV - □□□ □ D □□

Varistor Voltage
The first two digits are significant figures and the third one denotes the number of zeros following. Decimal point is expressed by R.

Tolerance
K ±10%
L ±15%
M ±20%

Type
D Type D

Element Dia.
05 φ 5 mm
07 φ 7 mm
10 φ 10 mm
14 φ 14 mm
20 φ 20 mm