

# Datasheet of SAW Device


## SAW Duplexer

for Band7 / Unbalanced / LR /1814

Murata PN: SAYEY2G53BA0F0A

### ■ Feature

- LTE-A
- High WiFi Attenuation
- Small Size



Note : Murata SAW Component is applicable for Cellular /Cordless phone (Terminal) relevant market only.  
Please also read caution at the end of this document.

## SAYEY2G53BA0F0A ( Band7 / Unbalanced / LR / 1814 )

Revision Number	Date	Description
SAYEY2G53BA0F0A_rev. A	Oct-08-2013	■ Initial Release/for MP
SAYEY2G53BA0F0A_rev. B	Nov-12-2013	■ Updated Electrical Characteristics
SAYEY2G53BA0F0A_rev. C	Dec-16-2014	■ Updated Electrical Characteristics
SAYEY2G53BA0F0A_rev. D	Feb-17-2015	■ Updated 5GHz attenuation
SAYEY2G53BA0F0A_rev. E	Sep-02-2015	■ Updated Feature
SAYEY2G53BA0F0A_rev. F	Sep-14-2015	■ Updated Feature
SAYEY2G53BA0F0A_rev. G	Sep-15-2016	■ Updated General Information
SAYEY2G53BA0F0A_rev. H	Jul-25-2017	■ Updated General Information
SAYEY2G53BA0F0A_rev. I	Aug-29-2017	■ Updated General Information

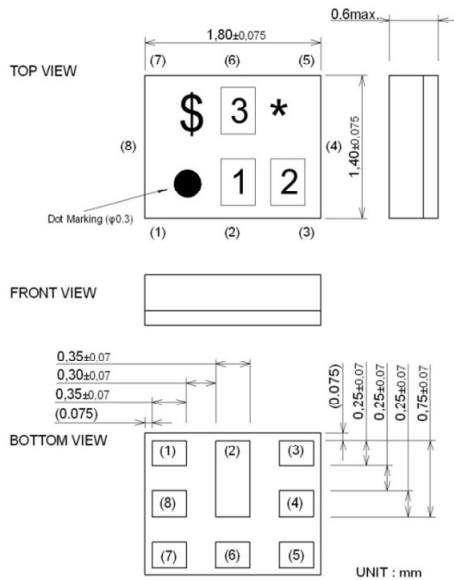
- Operating temperature : -20 to +85 deg.C
- Storage temperature : -40 to +85 deg.C
- Input Power : +29 dBm 5000 h +55 deg.C
- D.C. Volatage between the terminals : 3V (25+/-2 deg.C)
- Minimum Resistance between the terminals : 10M ohm
- RoHS compliance : Yes
- ESD (ElectroStatic Discharge) sensitive device

SAYEY2G53BA0F0A ( Band7 / Unbalanced / LR / 1814 )

Package Dimensions & Recommended Land Pattern

unit: mm

Dimensions



Marking : Laser Printing

\* : Month code(Refer to the table A)

\$ : Date code(Refer to the table B)

1 : 5

2 : R

3 : A

Terminal Number

(6) : Ant

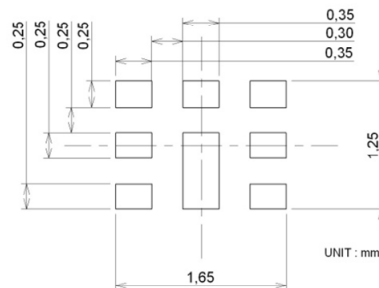
(3) : TX

(1) : RX

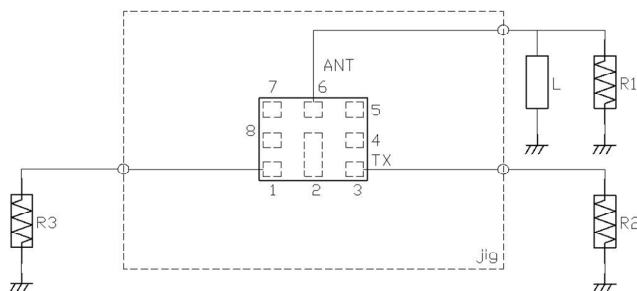
Others : GND

Notice) Please refer to Measurement Circuit for Port information in detail.

Land Pattern



Measurement Circuit (Top Thru View)



R1 : 50 ohm	L : 2.7nH(Ideal inductor)
	: 3.3nH(LQP03TN)
	<Reference>
R2 : 50 ohm	
R3 : 50 ohm	



SAYEY2G53BA0F0A ( Band7 / Unbalanced / LR / 1814 )

Electrical Characteristic < ANT.→RX >

ANT. → RX				Characteristics (-20 to +85 deg.C)			Unit	Note	
				min.	typ.*	max.			
Center Frequency					2655		MHz		
Insertion Loss				2620. to 2690. MHz		2.1 2.9	dB		
				2620. to 2690. MHz		2.1 2.8	dB	+23 to +27deg.C	
Ripple Deviation				2620. to 2690. MHz		0.5 1.7	dB		
VSWR				2620. to 2690. MHz		1.8 2.3		ANT.	
				2620. to 2690. MHz		2.0 2.4		RX	
Absolute Attenuation				1. to 2500. MHz	40	52	dB		
					45. MHz	50	100	dB	Rx-Tx
				832. to 862. MHz	40	63	dB	B20 Tx	
				1710. to 1785. MHz	40	52	dB	B3 Tx	
				2500. to 2570. MHz	45	52	dB	Tx	
				2570. to 2600. MHz	2.5	10.0	dB	(Rx + Tx)/2	
				2775. to 6000. MHz	40	50	dB		
				2400. to 2500. MHz	40	53	dB	ISM 2.4G	
				4900. to 5950. MHz	40	50	dB	ISM 5G	
				7620. to 7830. MHz	35	46	dB	Rx + 2Tx	
				7860. to 8070. MHz	35	46	dB	3f	
				10480. to 10760. MHz	20	36	dB	4f	
				6000. to 12750. MHz	15	34	dB		

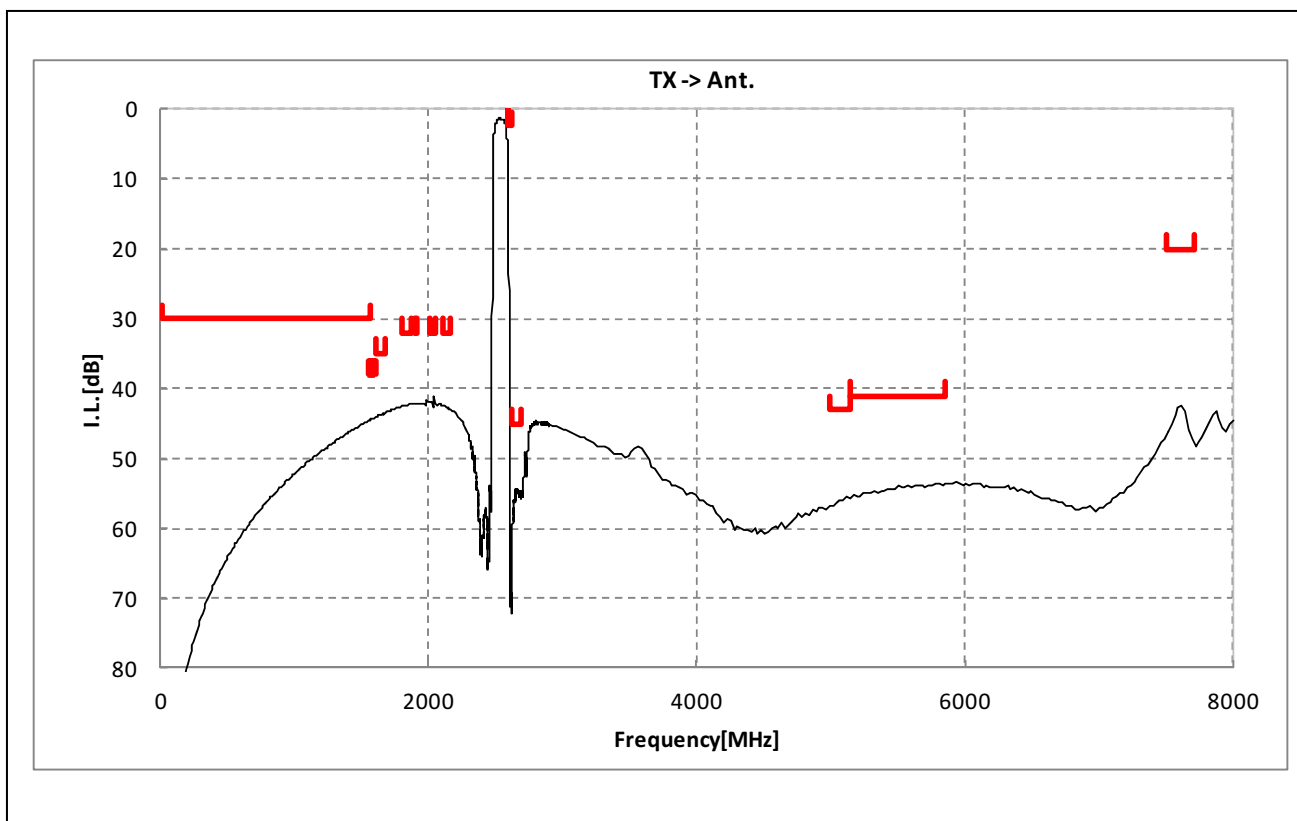
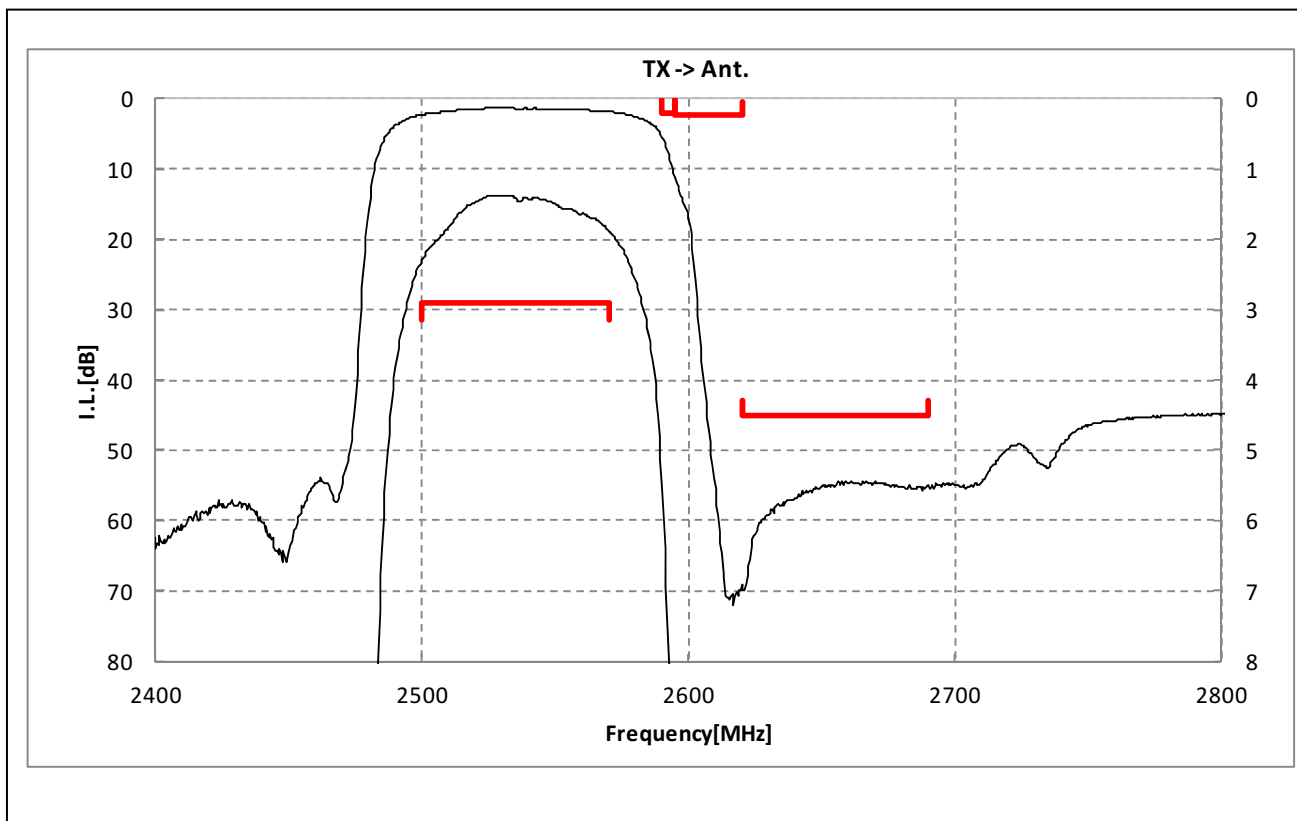
\* Typical value at 25±2deg.C



SAYEY2G53BA0F0A ( Band7 / Unbalanced / LR / 1814 )

Electrical Characteristic

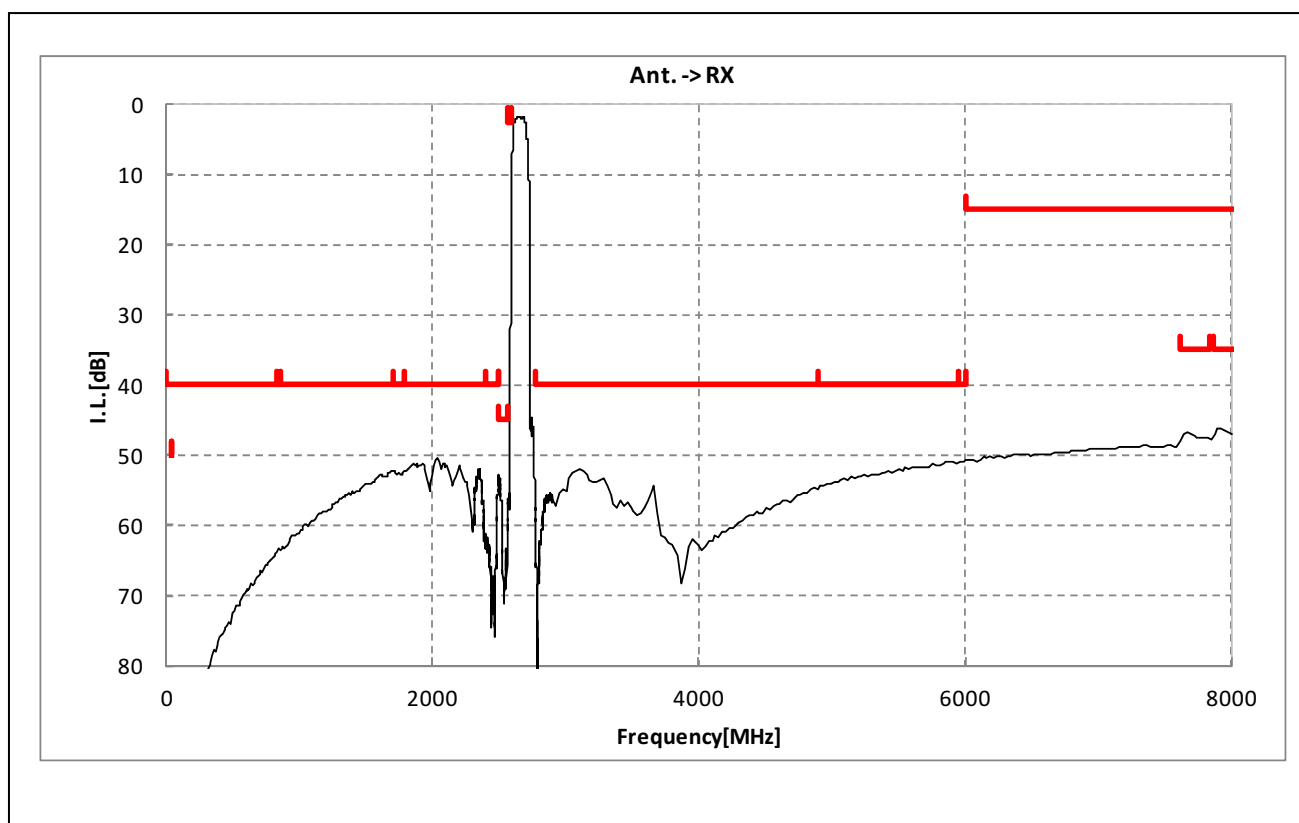
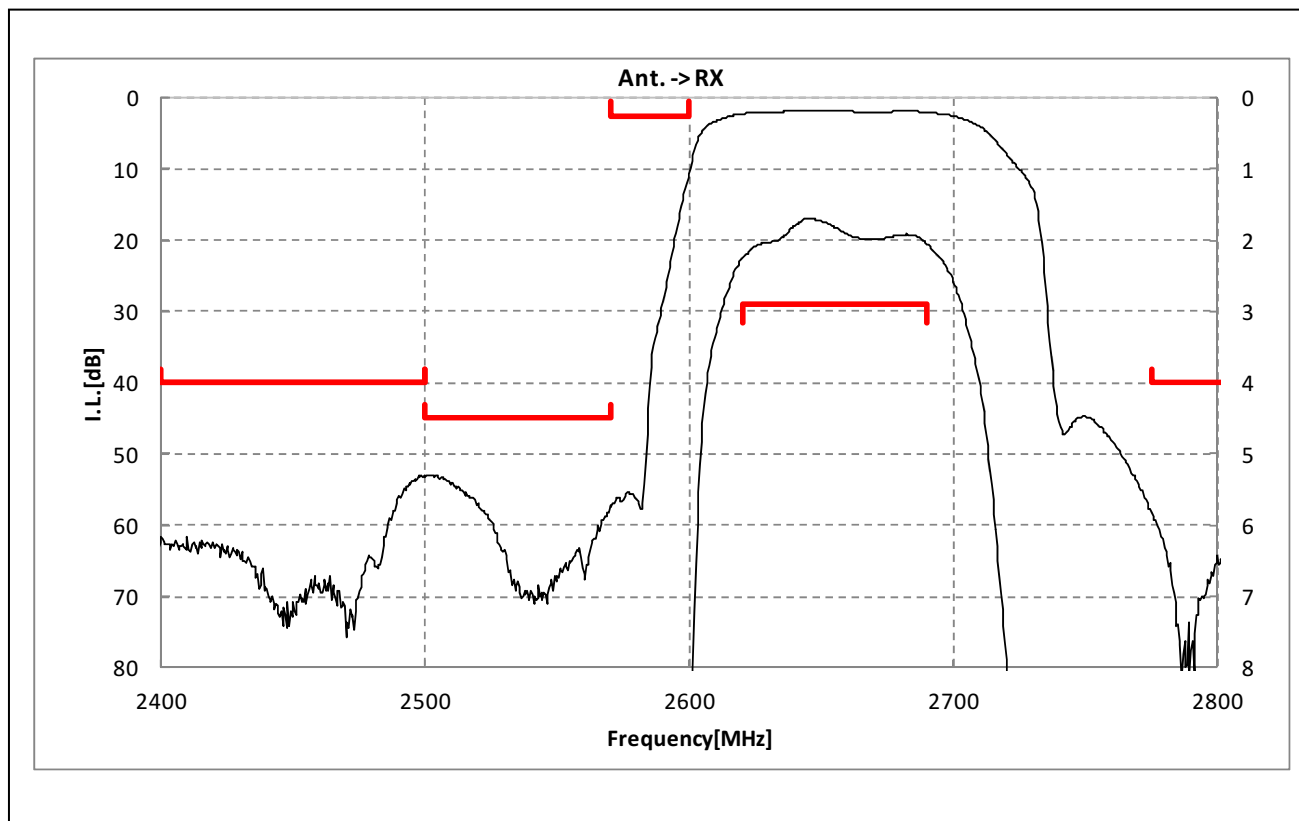
< TX→ANT. >



SAYEY2G53BA0F0A ( Band7 / Unbalanced / LR / 1814 )

Electrical Characteristic

< ANT. → RX >

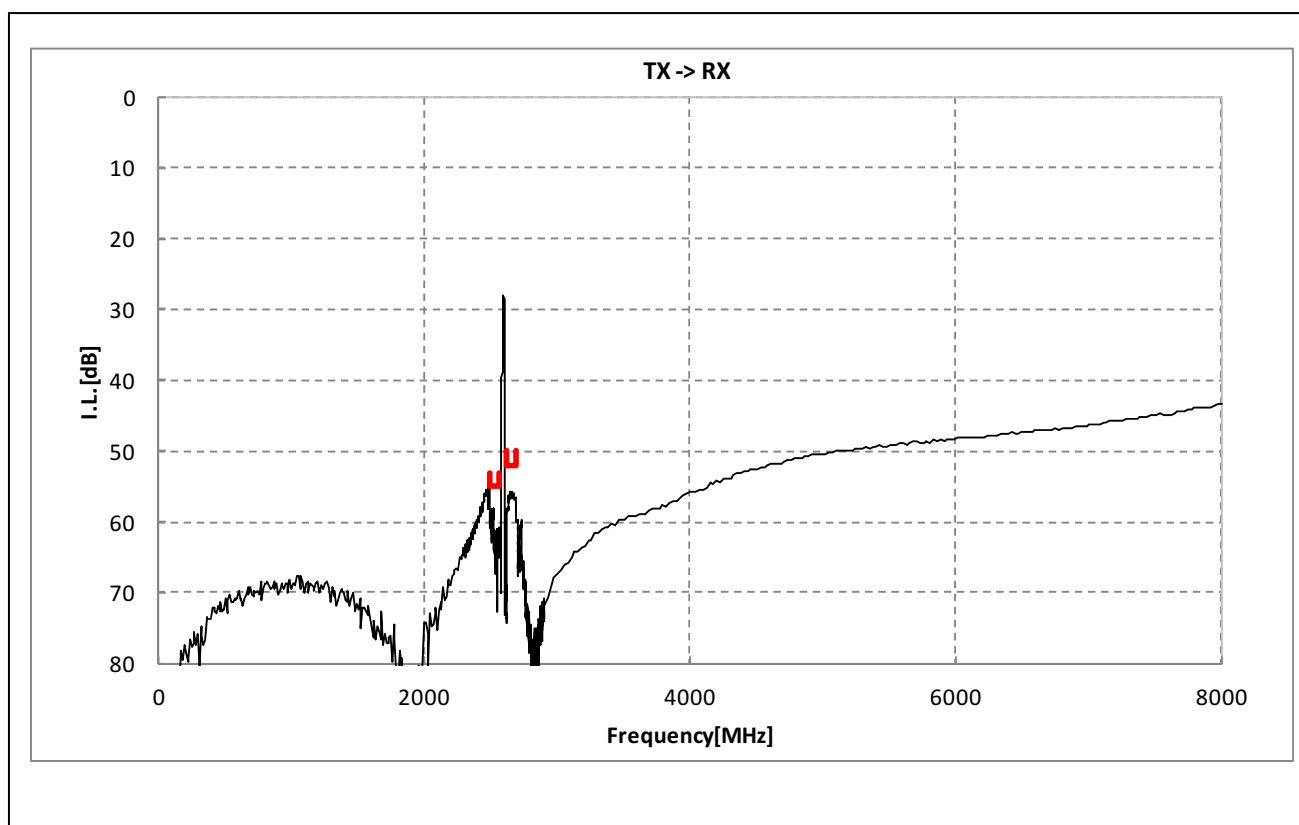
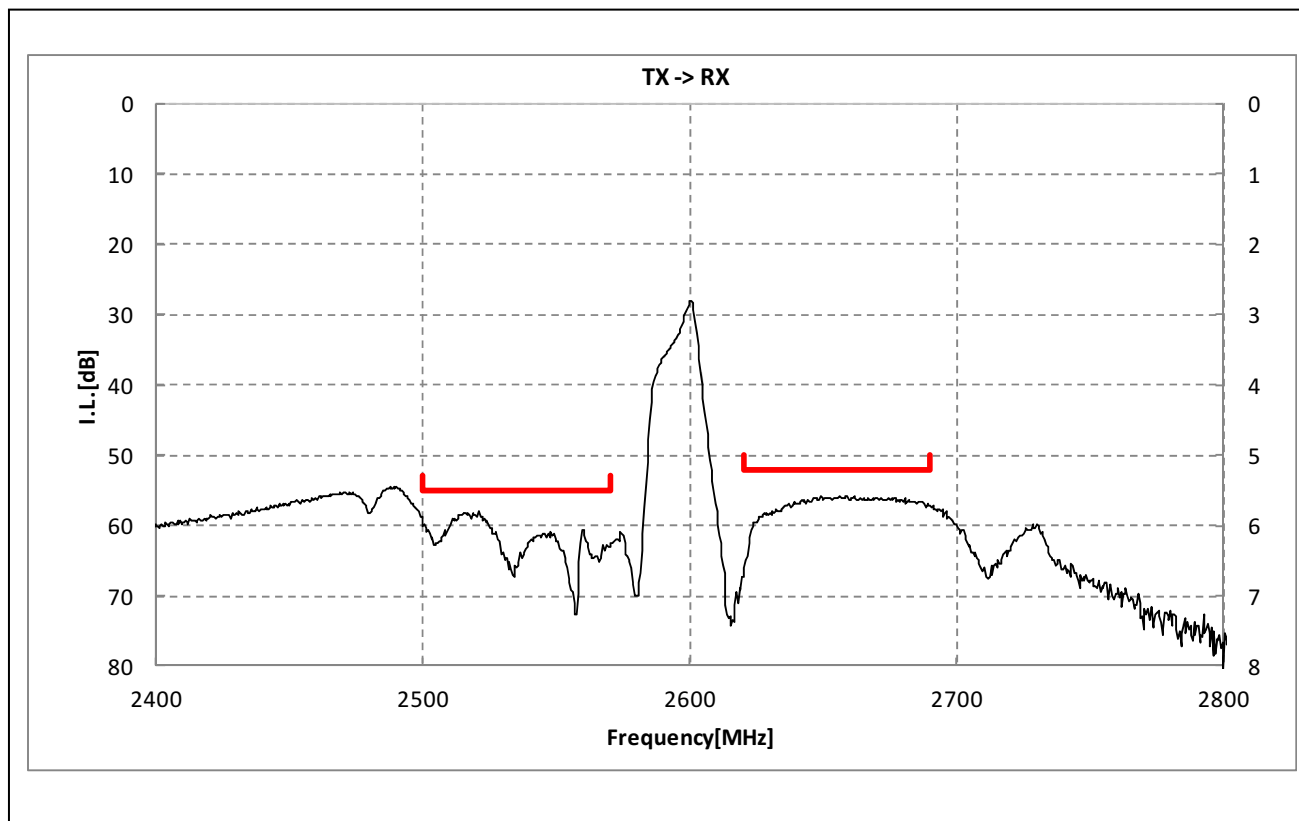




SAYEY2G53BA0F0A ( Band7 / Unbalanced / LR / 1814 )

Electrical Characteristic

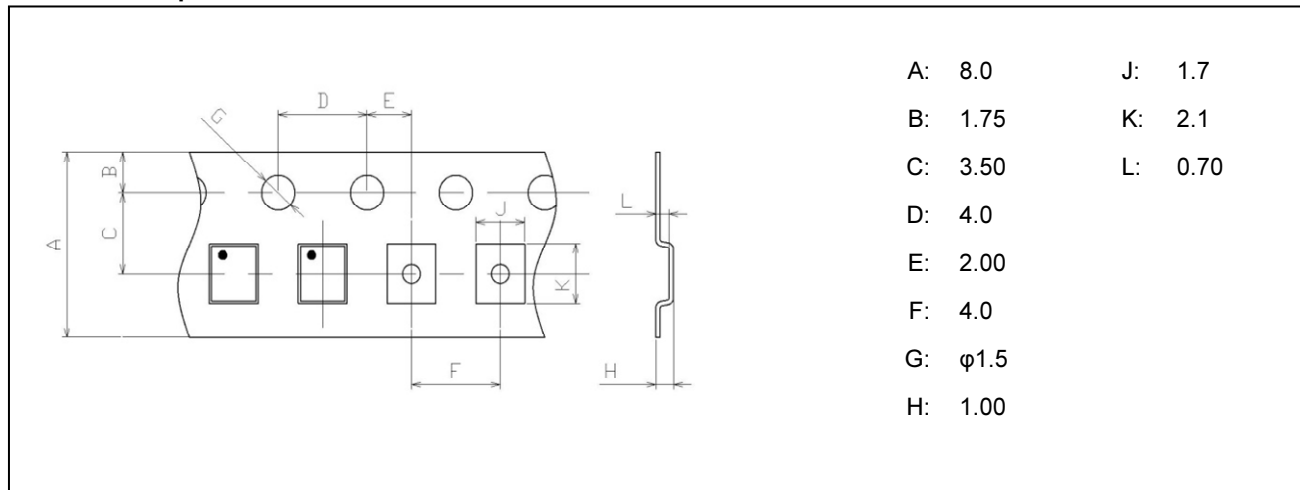
< TX→RX. >



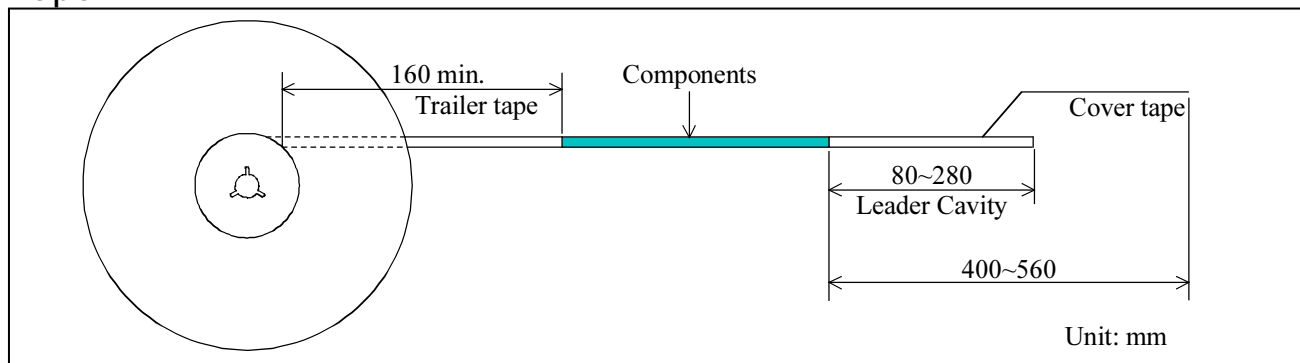
**SAYEY2G53BA0F0A ( Band7 / Unbalanced / LR / 1814 )**

**Dimensions of Tape & Reel** unit: mm

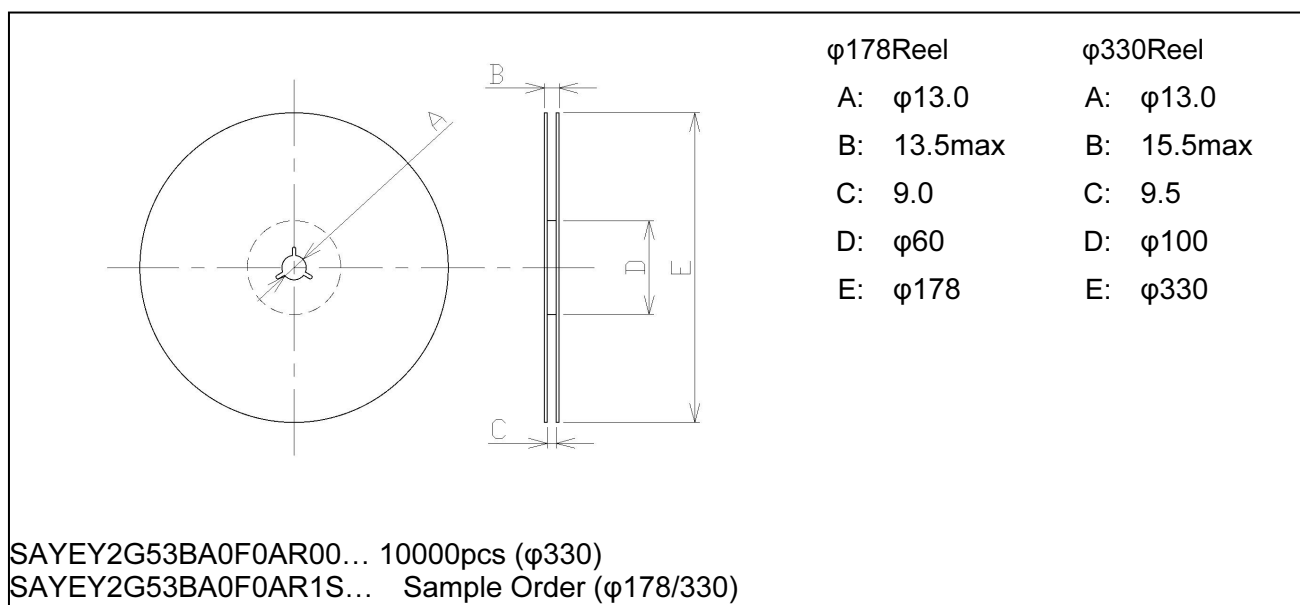
**Carrier Tape**



**Tape**



**Reel**



## Marking Code

Table A: Month Code

2013 2017 2021	Jan.	Feb.	Mar.	Apr.	May.	Jun.	Jul.	Aug.	Sep.	Oct.	Nov.	Dec.
	A	B	C	D	E	F	G	H	J	K	L	M
2014 2018 2022	Jan.	Feb.	Mar.	Apr.	May.	Jun.	Jul.	Aug.	Sep.	Oct.	Nov.	Dec.
	N	P	Q	R	S	T	U	V	W	X	Y	Z
2015 2019 2023	Jan.	Feb.	Mar.	Apr.	May.	Jun.	Jul.	Aug.	Sep.	Oct.	Nov.	Dec.
	a	b	c̄	d	e	f	g	h	j	k	l	m
2016 2020 2024	Jan.	Feb.	Mar.	Apr.	May.	Jun.	Jul.	Aug.	Sep.	Oct.	Nov.	Dec.
	n	p	q	r	s	t	u	v	w	x	y	z

Table B: Date Code

date	1st	2nd	3rd	4th	5th	6th	7th	8th	9th	10th	
code	A	B	C	D	E	F	G	H	J	K	
date	11th	12th	13th	14th	15th	16th	17th	18th	19th	20th	
code	L	M	N	P	Q	R	S	T	U	V	
date	21st	22nd	23rd	24th	25th	26th	27th	28th	29th	30th	31st
code	W	X	Y	Z	a	b	c̄	d	e	f	g

## Important Notice (1/2)

PLEASE READ THIS NOTICE BEFORE USING OUR PRODUCTS.

Please make sure that your product has been evaluated and confirmed from the aspect of the fitness for the specifications of our product when our product is mounted to your product. All the items and parameters in this product specification/datasheet/catalog have been prescribed on the premise that our product is used for the purpose, under the condition and in the environment specified in this specification. You are requested not to use our product deviating from the condition and the environment specified in this specification. Please note that the only warranty that we provide regarding the products is its conformance to the specifications provided herein. Accordingly, we shall not be responsible for any defects in products or equipment incorporating such products, which are caused under the conditions other than those specified in this specification.

WE HEREBY DISCLAIMS ALL OTHER WARRANTIES REGARDING THE PRODUCTS, EXPRESS OR IMPLIED, INCLUDING WITHOUT LIMITATION ANY WARRANTY OF FITNESS FOR A PARTICULAR PURPOSE, THAT THEY ARE DEFECT-FREE, OR AGAINST INFRINGEMENT OF INTELLECTUAL PROPERTY RIGHTS.

The product shall not be used in any application listed below which requires especially high reliability for the prevention of such defect as may directly cause damage to the third party's life, body or property. You acknowledge and agree that, if you use our products in such applications, we will not be responsible for any failure to meet such requirements.

Furthermore, YOU AGREE TO INDEMNIFY AND DEFEND US AND OUR AFFILIATES AGAINST ALL CLAIMS, DAMAGES, COSTS, AND EXPENSES THAT MAY BE INCURRED, INCLUDING WITHOUT LIMITATION, ATTORNEY FEES AND COSTS, DUE TO THE USE OF OUR PRODUCTS IN SUCH APPLICATIONS.

## Important Notice (2/2)

- Aircraft equipment.
- Aerospace equipment
- Undersea equipment.
- Power plant control equipment - Medical equipment.
- Transportation equipment (vehicles, trains, ships, elevator, etc.).
- Traffic signal equipment.
- Disaster prevention / crime prevention equipment.
- Burning / explosion control equipment
- Application of similar complexity and/ or reliability requirements to the applications listed in the above.

We expressly prohibit you from analyzing, breaking, Reverse-Engineering, remodeling altering, and reproducing our product. Our product cannot be used for the product which is prohibited from being manufactured, used, and sold by the regulations and laws in the world.

Please do not use the product in molding condition.

This product is ESD (ElectroStatic Discharge) sensitive device.

When you install or measure this, you should be careful not to add antistatic electricity or high voltage. Please be advised that you had better check anti surge voltage.

We do not warrant or represent that any license, either express or implied, is granted under any our patent right, copyright, mask work right, or our other intellectual property right relating to any combination, machine, or process in which our products or services are used. Information provided by us regarding third-party products or services does not constitute a license from us to use such products or services or a warranty or endorsement thereof. Use of such information may require a license from a third party under the patents or other intellectual property of the third party, or a license from us under our patents or other intellectual property.

Please do not use our products, our technical information and other data provided by us for the purpose of developing of mass-destruction weapons and the purpose of military use.

Moreover, you must comply with "foreign exchange and foreign trade law", the "U.S. export administration regulations", etc.

Please note that we may discontinue the manufacture of our products, due to reasons such as end of supply of materials and/or components from our suppliers.

Customer acknowledges that Murata will, if requested by you, conduct a failure analysis for defect or alleged defect of Products only at the level required for consumer grade Products, and thus such analysis may not always be available or be in accordance with your request (for example, in cases where the defect was caused by components in Products supplied to Murata from a third party).

The product shall not be used in any other application/model than that of claimed to Murata.

Customer acknowledges that engineering samples may deviate from specifications and may contain defects due to their development status.

We reject any liability or product warranty for engineering samples.

In particular we disclaim liability for damages caused by

- the use of the engineering sample other than for evaluation purposes, particularly the installation or integration in the product to be sold by you,
- deviation or lapse in function of engineering sample,
- improper use of engineering samples.

We disclaim any liability for consequential and incidental damages.

If you can't agree the above contents, you should inquire our sales.