

Power Schottky Rectifier - 1Amp 40~200Volt

Features

- Low forward voltage drop
- High current capability
- High reliability
- High surge current capability
- Epitaxial construction

Mechanical data

- Case : Molded plastic
- Epoxy : UL 94V-0 rate flame retardant
- Lead : Axial leads, solderable per MIL-STD-202,method 208 guaranteed
- Polarity : Color band denotes cathode end
- Mounting position : Any
- Weight : 0.4 grams

Maximum ratings and Electrical characteristics

Parameters	SB140	SB160	SB1100	SB1150	SB1200	UNIT
Maximum Recurrent Peak Reverse Voltage	40	60	100	150	200	V
Maximum RMS Voltage	28	42	70	105	140	V
Maximum DC Blocking Voltage	40	60	100	150	200	V
Maximum Average Forward Rectified Current	1					A
Peak Forward Surge Current	30					A
Maximum Instantaneous Forward Voltage at 1A	Tc = 25°C	0.55	0.65	0.82	0.88	V
	Tc = 125°C	0.44	0.50	0.66	0.69	
Maximum Average Reverse Current at Rated DC Blocking Voltage	Tc = 25°C	0.5		0.05		mA
	Tc = 125°C	20		10		
Typical Junction Capacitance	100					pF
Typical Thermal Resistance R _{θJA}	50					°C/W
Operating and Storage Temperature Range	-50 to +150		-50 to +175			°C

June 2010 / Rev.6.6

SB140 ~ SB1200

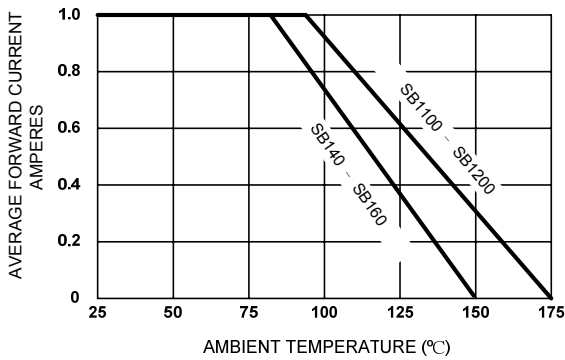


Figure 1. Forward Current Derating Curve

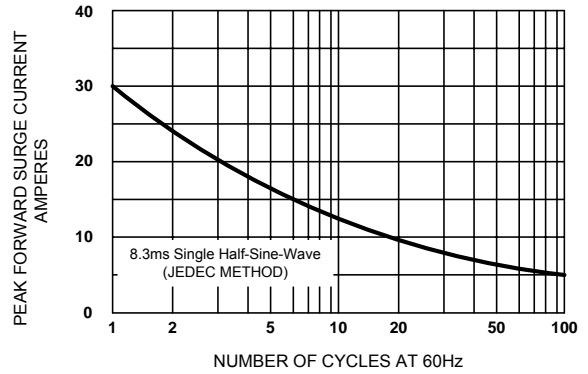


Figure 2. Maximum Non-repetitive Surge Current

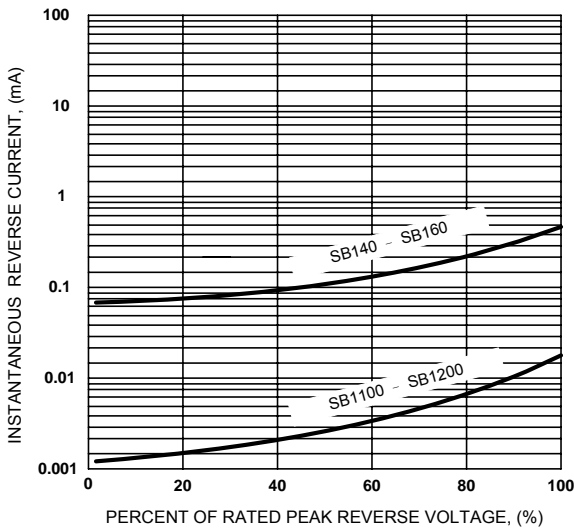


Figure 3. Typical Reverse Characteristics

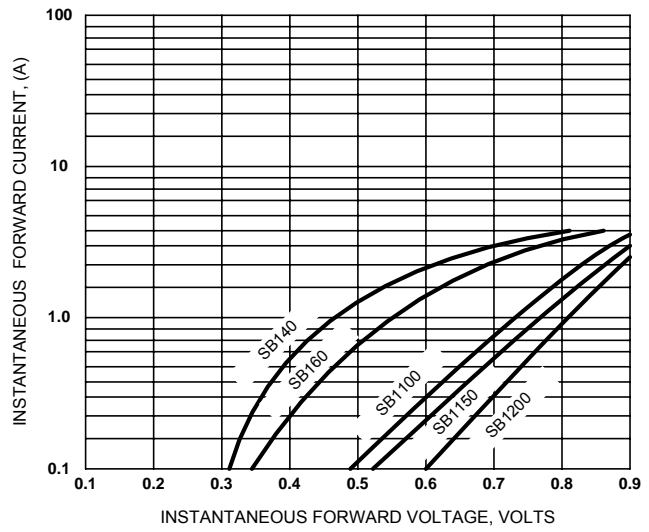


Figure 4. Typical Forward Characteristics

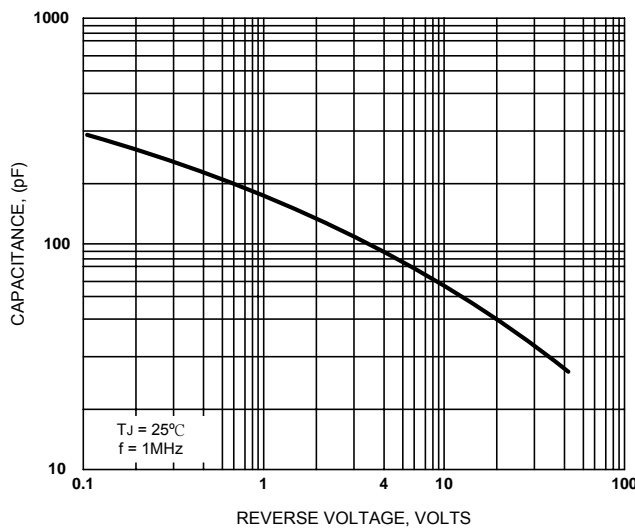


Figure 5. Typical Junction Capacitance



Sirectifier Global Corp., Delaware, U.S.A.

U.S.A.: sgc@sirectsemi.com France: ss@sirectsemi.com Taiwan: se@sirectsemi.com Hong Kong: hk@sirectsemi.com
 China: st@sirectsemi.com Thailand: th@sirectsemi.com Philippines: aiac@sirectsemi.com Belize: belize@sirectsemi.com

SB140~SB1200

D0-41

