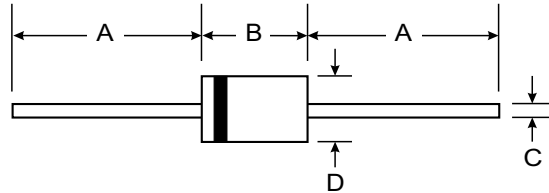


### Features

- Schottky Barrier Chip
- Guard Ring Die Construction for Transient Protection
- Low Power Loss, High Efficiency
- High Surge Capability
- High Current Capability and Low Forward Voltage Drop
- Surge Overload Rating to 50A Peak
- For Use in Low Voltage, High Frequency Inverters, Free Wheeling, and Polarity Protection Applications
- Plastic Material - UL Flammability Classification 94V-0



DO-41 Plastic		
Dim	Min	Max
A	25.40	—
B	4.06	5.21
C	0.71	0.864
D	2.00	2.72
All Dimensions in mm		

### Mechanical Data

- Case: Molded Plastic
- Terminals: Plated Leads Solderable per MIL-STD-202, Method 208
- Polarity: Cathode Band
- Weight: 0.4 grams (approx.)
- Mounting Position: Any
- Marking: Type Number

### Maximum Ratings and Electrical Characteristics @ T<sub>A</sub> = 25°C unless otherwise specified

Single phase, half wave, 60Hz, resistive or inductive load.  
For capacitive load, derate current by 20%.

Characteristic	Symbol	SB240	SB260	Unit
Peak Repetitive Reverse Voltage	V <sub>RRM</sub>	40	60	V
Working Peak Reverse Voltage	V <sub>RWM</sub>			
DC Blocking Voltage	V <sub>R</sub>			
RMS Reverse Voltage	V <sub>R(RMS)</sub>	28	42	V
Average Rectified Output Current (Note 1)	I <sub>o</sub>	2.0		A
@ T <sub>A</sub> = 25°C				
Non-Repetitive Peak Forward Surge Current 8.3ms single half sine-wave superimposed on rated load (JEDEC Method)	I <sub>FSM</sub>	50		A
Forward Voltage	V <sub>FM</sub>	0.50	0.70	V
@ I <sub>F</sub> = 2.0A				
Peak Reverse Current at Rated DC Blocking Voltage	I <sub>RM</sub>	0.5		mA
@ T <sub>A</sub> = 25°C				
Typical Junction Capacitance (Note 2)	C <sub>j</sub>	190		pF
Operating and Storage Temperature Range	T <sub>j</sub> , T <sub>STG</sub>	-55 to +125		°C

- Notes: 1. Pulse width ≤300 μs, duty cycle ≤2%.  
2. Measured at 1.0 MHz and applied reverse voltage of 5.0V DC.

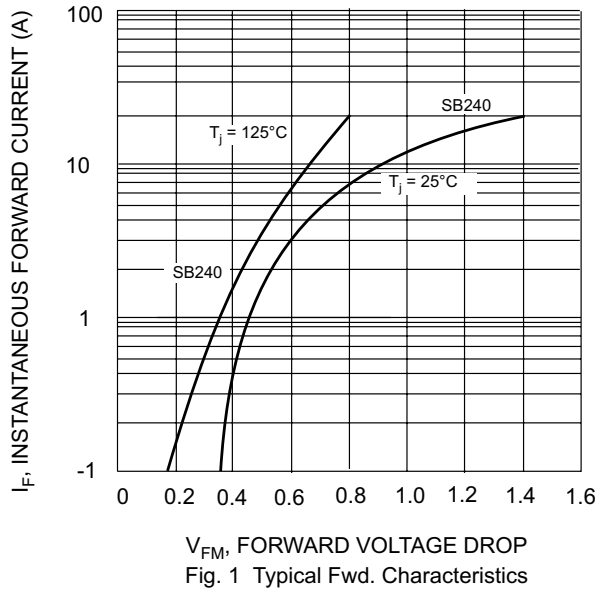


Fig. 1 Typical Fwd. Characteristics

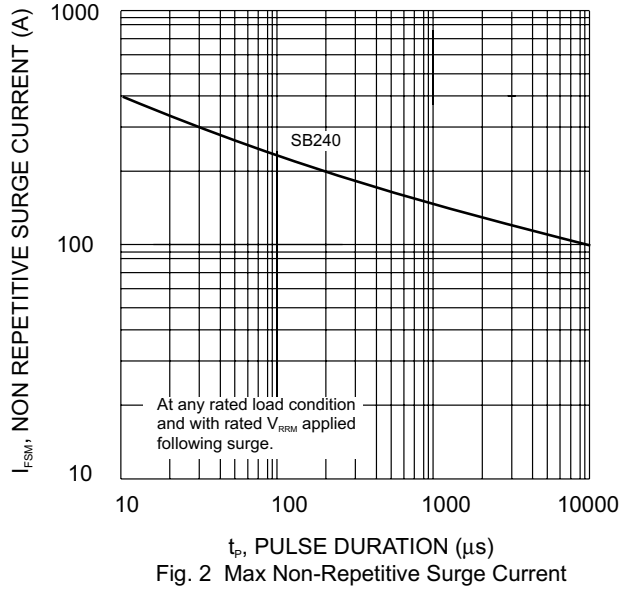


Fig. 2 Max Non-Repetitive Surge Current

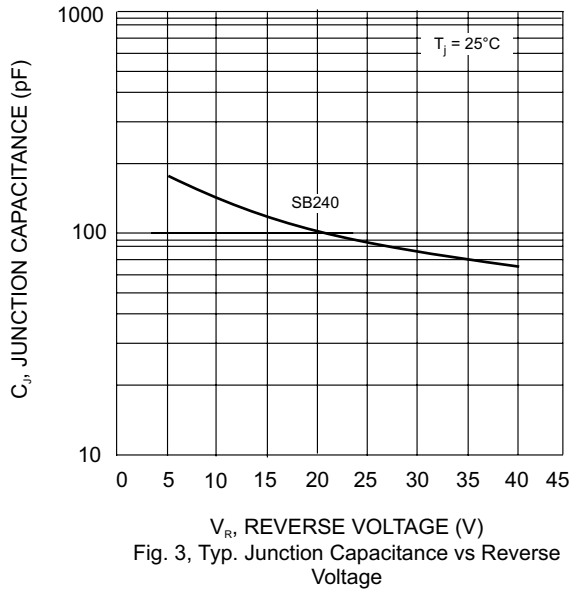


Fig. 3, Typ. Junction Capacitance vs Reverse Voltage