



SBA320AL SERIES

EXTREME LOW VF SCHOTTKY RECTIFIER

Voltage	20~40 V	Current	3 A
----------------	----------------	----------------	------------

Features

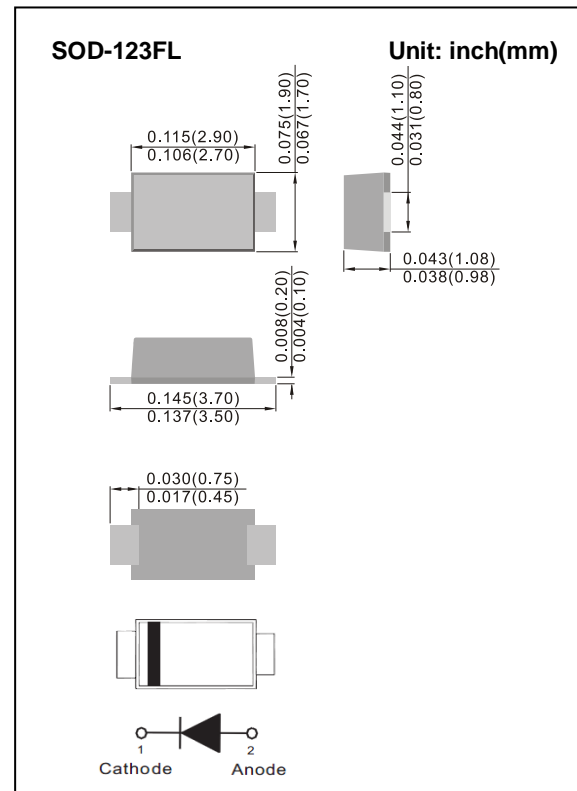
- Ultra low forward voltage , Low Power loss
- Fast switching speed
- Surface mount package
- Ultra thin profile package for space constrained utilization
- Lead free in compliance with EU RoHS 2011/65/EU directive
- Green molding compound as per IEC61249 Std. . (Halogen Free)

Applications

- Low voltage rectification
- Reverse polarity protection
- Low power consumption applications

Mechanical Data

- Case: Molded plastic, SOD-123FL
- Terminals: Solderable per MIL-STD-750, Method 2026
- Approx. Weight: 0.00061 ounces, 0.017 grams



Maximum Ratings And Electrical Characteristics (T_A=25°C unless otherwise noted)

PARAMETER	SYMBOL	SBA320AL	SBA330AL	SBA340AL	UNIT
Maximum repetitive peak reverse voltage	V _{RRM}	20	30	40	V
Maximum rms voltage	V _{RMS}	14	21	28	V
Maximum dc blocking voltage	V _R	20	30	40	V
Maximum average forward rectified current	I _{F(AV)}	3			A
Peak forward surge current : 8.3ms single half sine-wave superimposed on rated load	I _{FSM}	50			A
Typical forward voltage at 10mA	V _F	0.19	0.19	0.21	V
Typical forward voltage at 1A	V _F	0.32	0.33	0.35	V
Maximum forward voltage at 3A	V _F	0.44	0.46	0.48	V
Maximum dc reverse current at T _J =25°C	I _R	200	200	150	μA
Typical thermal resistance	(Note 1) R _{θJC}	32			°C/W
	(Note 2) R _{θJA}	200			
Operating junction temperature range	T _J	-55 to +150			°C
Storage temperature range	T _{STG}	-55 to +150			°C

Note : 1. Mounted on a FR4 PCB, single-sided copper, with 100cm² copper pad area.
2. Mounted on a FR4 PCB, single-sided copper, mini pad.



SBA320AL SERIES

TYPICAL CHARACTERISTIC CURVES

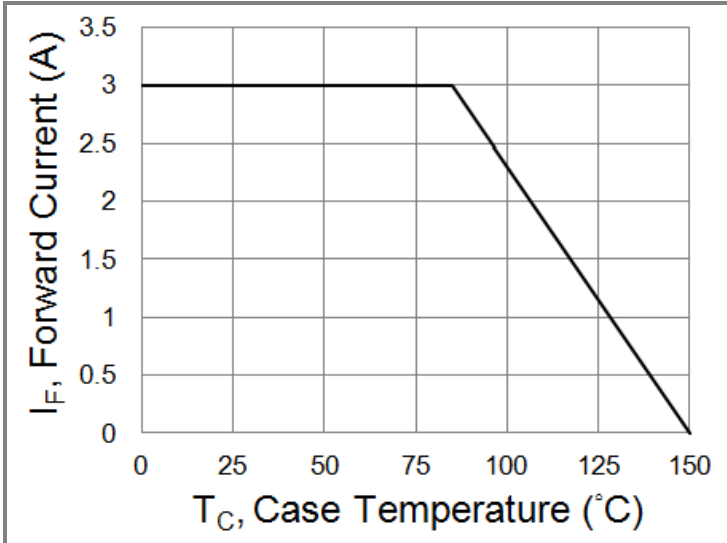


Fig.1 Forward Current Derating Curve

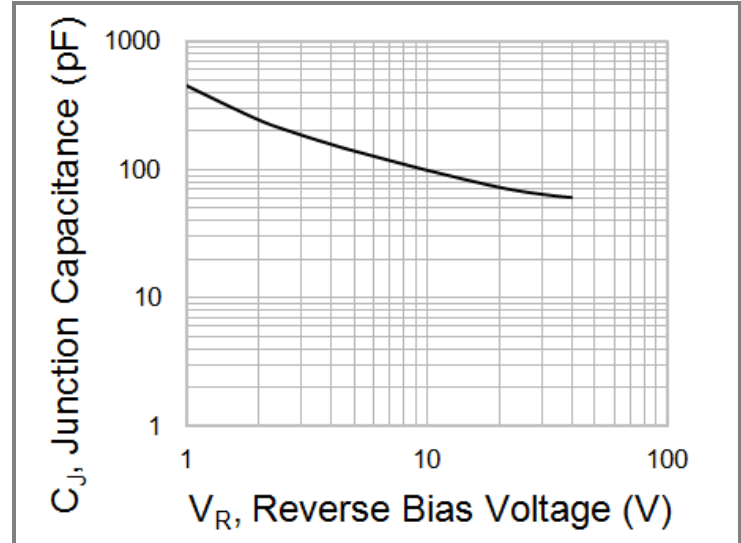


Fig. 2 Typical Junction Capacitance

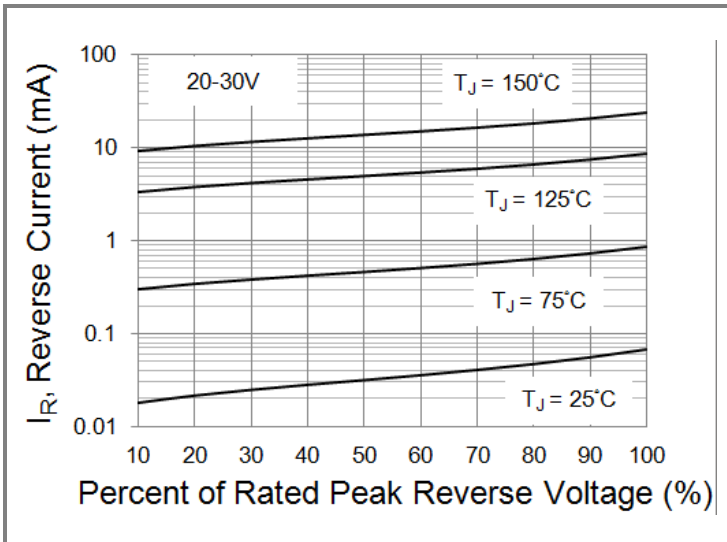


Fig.3 Typical Reverse Characteristics

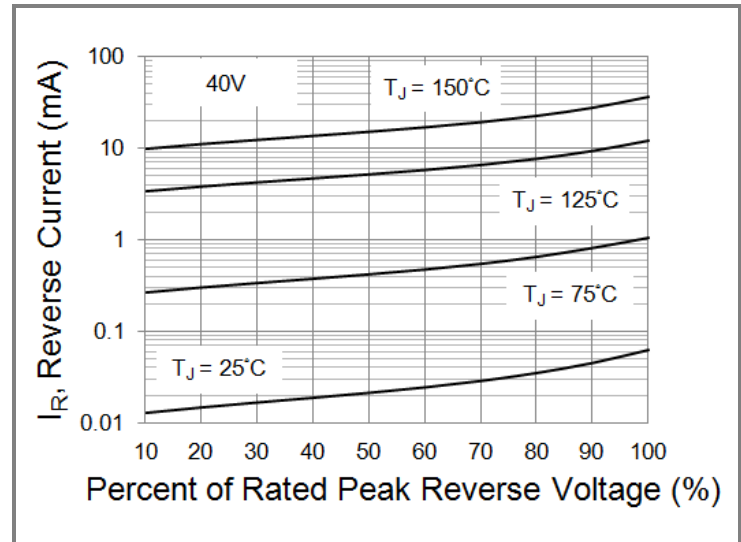


Fig.4 Typical Reverse Characteristics

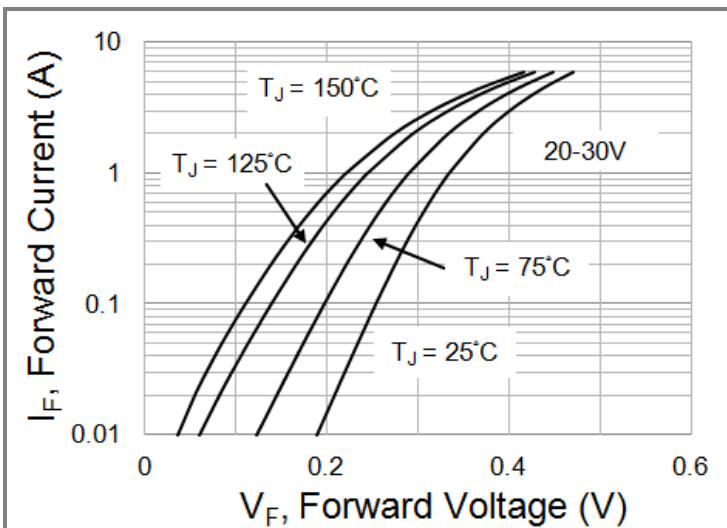


Fig.5 Typical Forward Characteristics

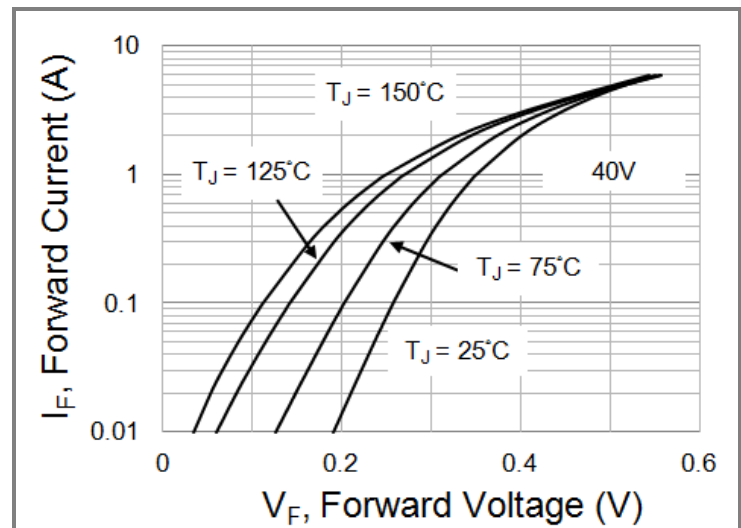
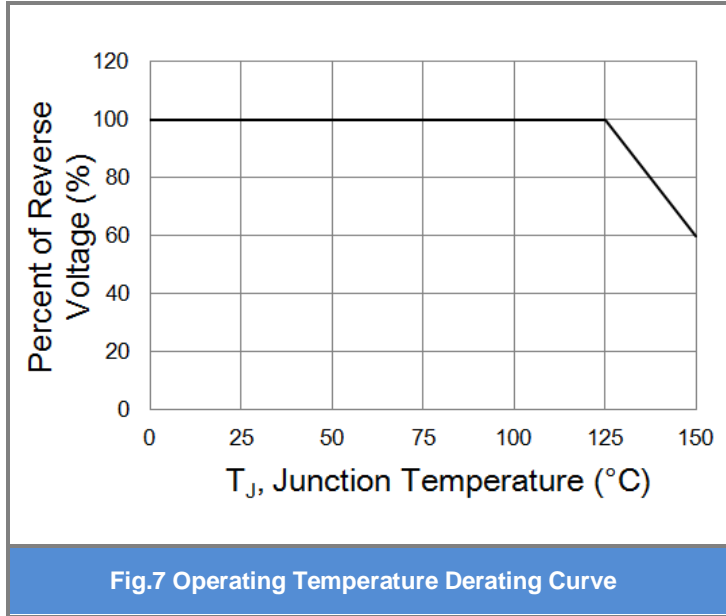


Fig.6 Typical Forward Characteristics



SBA320AL SERIES



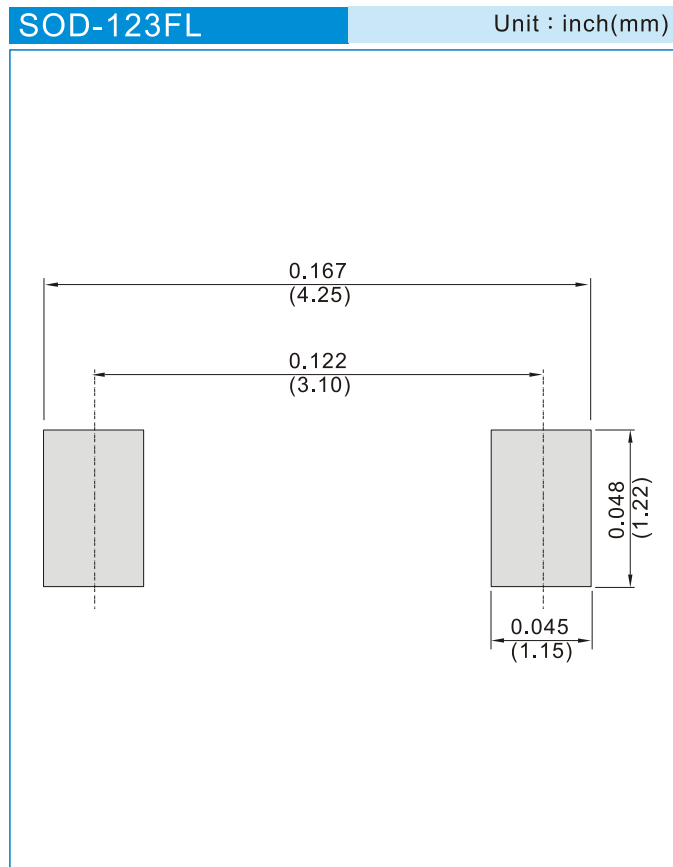


SBA320AL SERIES

Part No Packing Code Version

Part No Packing Code	Package Type	Packing Type	Marking	Version
SBA320AL_R1_00001	SOD-123FL	3K pcs / 7" reel	E7	Halogen free
SBA320AL_R2_00001	SOD-123FL	10K pcs / 13" reel	E7	Halogen free
SBA330AL_R1_00001	SOD-123FL	3K pcs / 7" reel	F7	Halogen free
SBA330AL_R2_00001	SOD-123FL	10K pcs / 13" reel	F7	Halogen free
SBA340AL_R1_00001	SOD-123FL	3K pcs / 7" reel	G7	Halogen free
SBA340AL_R2_00001	SOD-123FL	10K pcs / 13" reel	G7	Halogen free

Mounting Pad Layout





SBA320AL SERIES

Disclaimer

- Reproducing and modifying information of the document is prohibited without permission from Panjit International Inc..
- Panjit International Inc. reserves the rights to make changes of the content herein the document anytime without notification. Please refer to our website for the latest document.
- Panjit International Inc. disclaims any and all liability arising out of the application or use of any product including damages incidentally and consequentially occurred.
- Panjit International Inc. does not assume any and all implied warranties, including warranties of fitness for particular purpose, non-infringement and merchantability.
- Applications shown on the herein document are examples of standard use and operation. Customers are responsible in comprehending the suitable use in particular applications. Panjit International Inc. makes no representation or warranty that such applications will be suitable for the specified use without further testing or modification.
- The products shown herein are not designed and authorized for equipments requiring high level of reliability or relating to human life and for any applications concerning life-saving or life-sustaining, such as medical instruments, transportation equipment, aerospace machinery et cetera. Customers using or selling these products for use in such applications do so at their own risk and agree to fully indemnify Panjit International Inc. for any damages resulting from such improper use or sale.
- Since Panjit uses lot number as the tracking base, please provide the lot number for tracking when complaining.