

## Power Schottky Rectifier - 40Amp 60Volt

**Features**

- Plastic package has Underwriters Laboratory Flammability Classifications 94V-0
- High Junction Temperature Capability
- Low forward voltage, high current capability
- High surge capacity
- Low power loss, high efficiency

**Application**

- Switching-Mode Power Supply

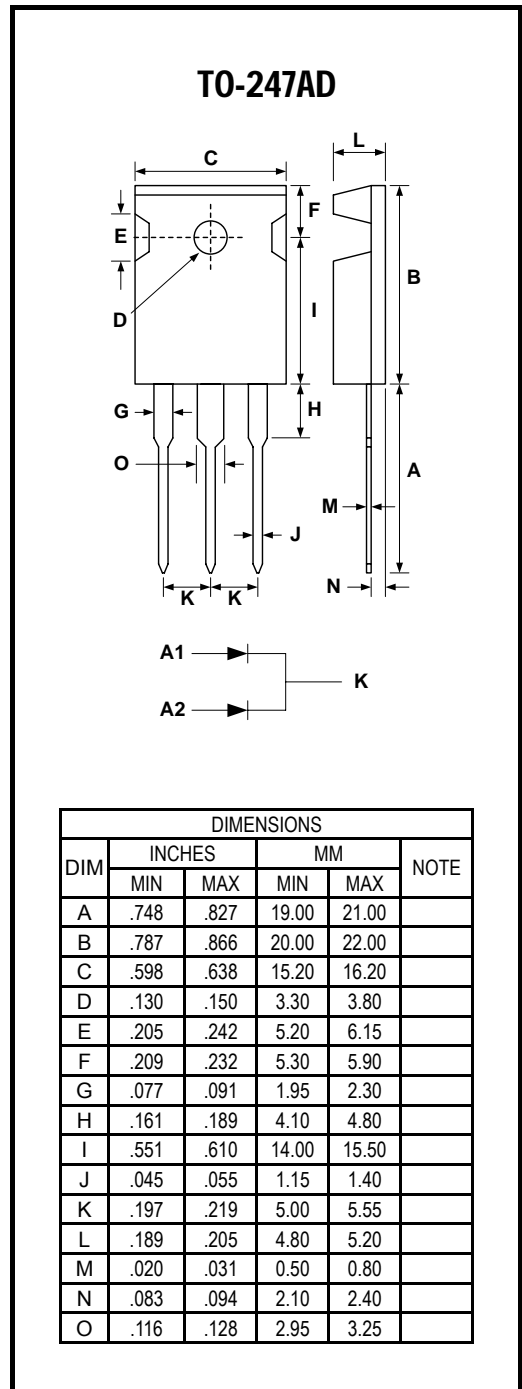
**Absolute maximum ratings**

Symbol	Ratings	Unit	Conditions
IF(AV)	40	A	Average Forward Current
VRRM	60	V	Repetitive Peak Reverse Voltage
IFSM	400	A	Peak Forward Surge Current
VF(max)	0.45	V	Forward Voltage Drop
Tj	-50 to +150	°C	Operating Temperature
Tstg	-65 to +150	°C	Storage Temperature

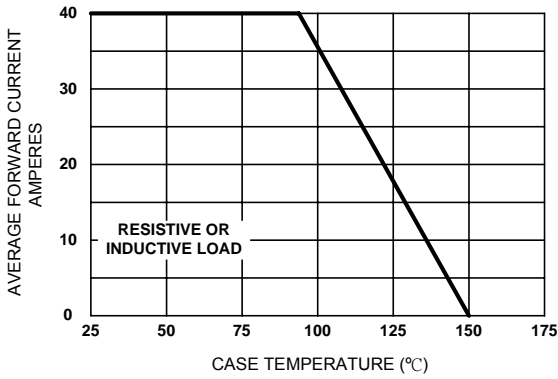
**Electrical characteristics**

Parameters	Symbol	Ratings	Conditions
Maximum Instantaneous Forward Voltage	VF	0.60V	Tc = 25°C
Forward Voltage		0.45V	Tc = 125°C
Maximum Reverse Leakage Current	IR	1.0mA	Tc = 25°C
Maximum Voltage Rate of Change	dv/dt	10,000 V/μs	Rated VR
Typical Thermal Resistance, Junction to Case	Rθ(j-c)	1.25 °C/W	Per diode

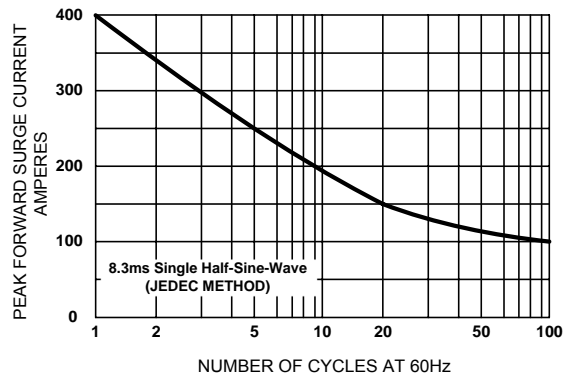
Note: Pulse Test : 380μs pulse width, 2% duty cycle



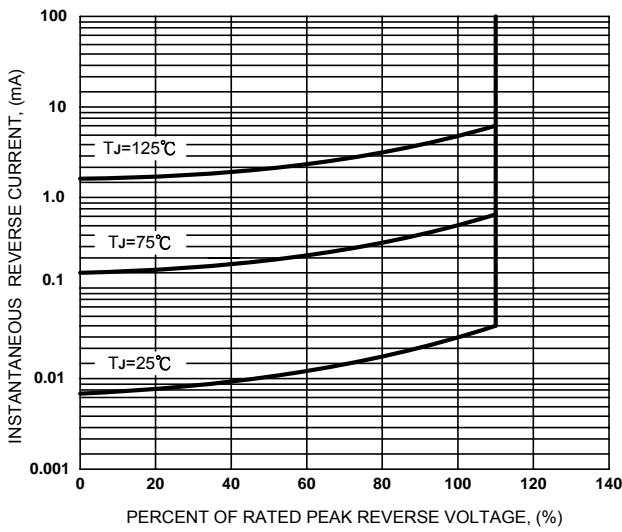
August 2008 / Rev.6.1



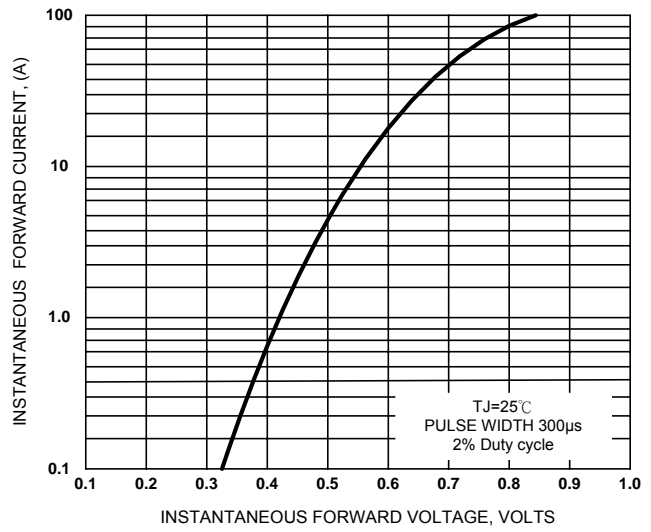
**Figure 1. Forward Current Derating Curve**



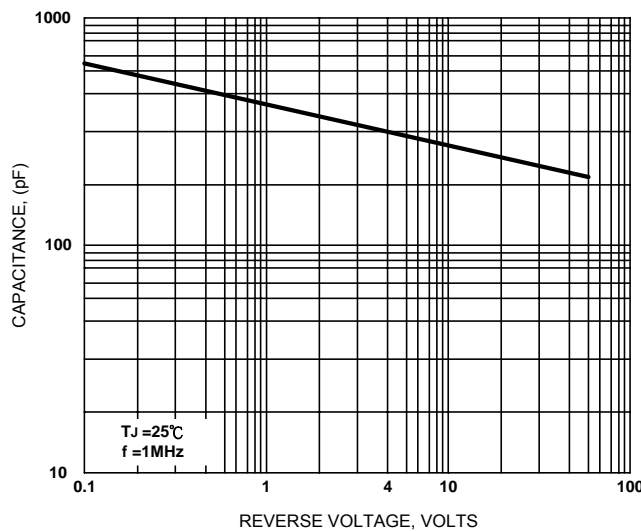
**Figure 2. Maximum Non-repetitive Surge Current**



**Figure 3. Typical Reverse Characteristics**



**Figure 4. Typical Forward Characteristics**



**Figure 5. Typical Junction Capacitance**