

SCHOTTKY BARRIER RECTIFIERS

VOLTAGE RANGE: 30 --- 100 V
CURRENT: 10 A

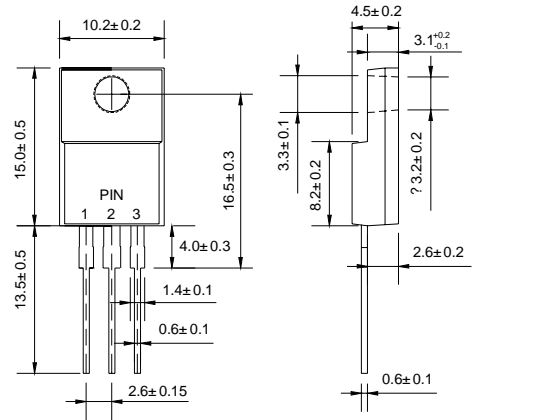
FEATURES

- ◇ Metal-Semiconductor junction with guard ring
- ◇ Epitaxial construction
- ◇ Low forward voltage drop, low switching losses
- ◇ High surge capability
- ◇ For use in low voltage, high frequency inverters free wheeling, and polarity protection applications
- ◇ The plastic material carries U/L recognition 94V-0

MECHANICAL DATA

- ◇ Case: JEDEC ITO-220AB, molded plastic
- ◇ Terminals: Solderable per MIL-STD-750, Method 2026
- ◇ Polarity: As marked
- ◇ Weight: 0.06ounce, 1.67 grams
- ◇ Mounting position: Any

ITO-220AB



Dimensions in millimeters

MAXIMUM RATINGS AND ELECTRICAL CHARACTERISTICS

Ratings at 25°C ambient temperature unless otherwise specified.

Single phase, half wave, 60 Hz, resistive or inductive load. For capacitive load, derate by 20%.

		SBLF 1030CT	SBLF 1035CT	SBLF 1040CT	SBLF 1045CT	SBLF 1050CT	SBLF 1060CT	SBLF 1080CT	SBLF 10100CT	UNITS
Maximum recurrent peak reverse voltage	V_{RRM}	30	35	40	45	50	60	80	100	V
Maximum RMS voltage	V_{RMS}	21	25	28	32	35	42	56	70	V
Maximum DC blocking voltage	V_{DC}	30	35	40	45	50	60	80	100	V
Maximum average forward rectified current $T_C=107^\circ\text{C}$	$I_{F(AV)}$	10								A
Peak forward surge current 8.3ms single half-sine-wave superimposed on rated load $T_J=125^\circ\text{C}$	I_{FSM}	175								A
Maximum instantaneous forward voltage @ 5.0A	V_F	0.55			0.70		0.85			V
Maximum reverse current @ $T_C=25^\circ\text{C}$ at rated DC blocking voltage @ $T_C=100^\circ\text{C}$	I_R	0.5 50								mA
Typical thermal resistance (Note1)	$R_{\theta JC}$	5.0								$^\circ\text{C}/\text{W}$
Operating junction temperature range	T_J	-55--- + 150								$^\circ\text{C}$
Storage temperature range	T_{STG}	-55--- + 150								$^\circ\text{C}$

Note: 1. Thermal resistance junction to case.

www.galaxycn.com

FIG.1 – PEAK FORWARD SURGE CURRENT

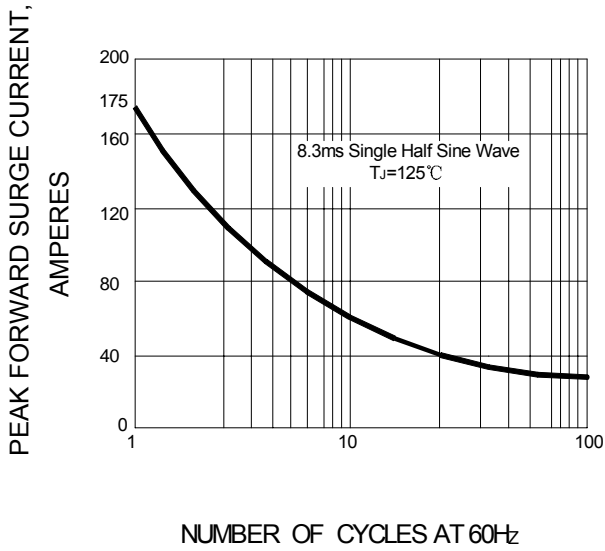


FIG.2 – FORWARD DERATING CURVE

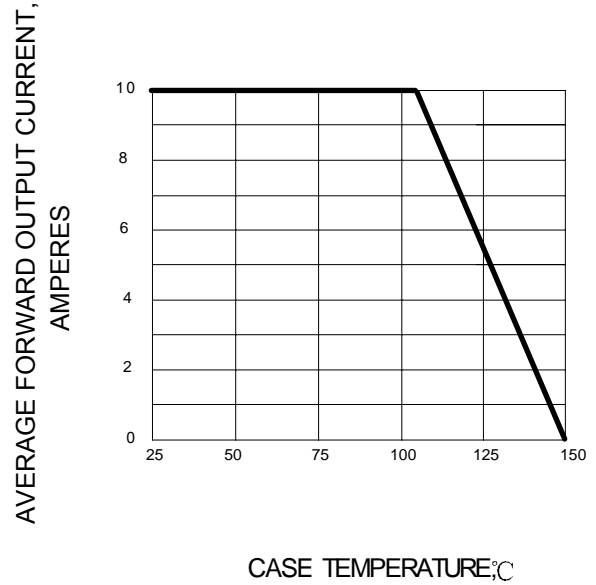


FIG.3 – TYPICAL FORWARD CHARACTERISTIC

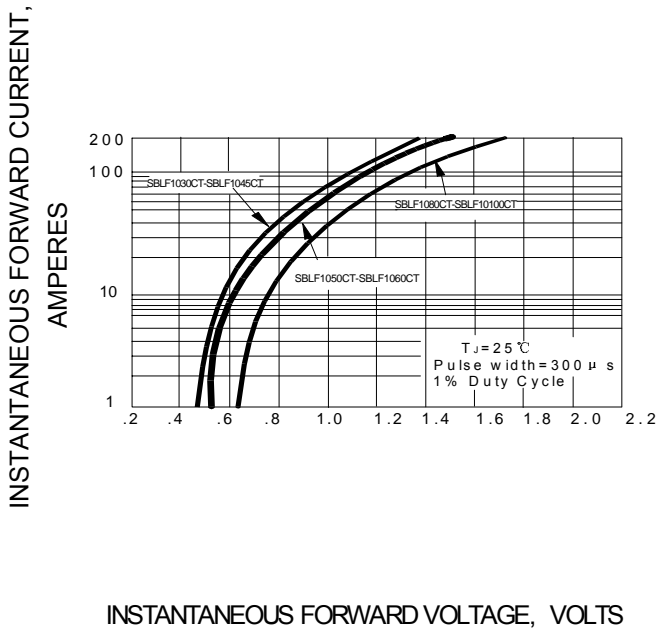


FIG.4 – TYPICAL REVERSE CHARACTERISTIC

