



SBM360VBF

ULTRA LOW VF SCHOTTKY BARRIER RECTIFIER

Voltage

60 V

Current

3 A

Features

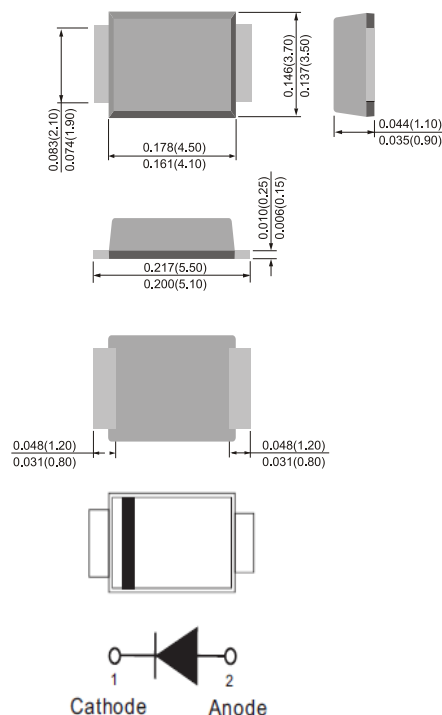
- Ideal for automated placement
- Ultra low forward voltage drop, low power loss
- High efficiency operation
- Low thermal resistance
- Ultra thin profile package for space constrained utilization
- Easy pick and place package suitable for automated handling
- Lead free in compliance with EU RoHS 2011/65/EU directive
- Green molding compound as per IEC61249 Std. . (Halogen Free)

Mechanical Data

- Case: SMBF package
- Terminals: solder plated, solderable per MIL-STD-750, Method 2026
- Weight: 0.002 ounces, 0.05 grams.

SMBF

Unit: inch(mm)



Maximum Ratings And Electrical Characteristics ($T_A=25^{\circ}\text{C}$ unless otherwise noted)

PARAMETER	SYMBOL	LIMIT	UNIT
Maximum repetitive peak reverse voltage	V_{RRM}	60	V
Maximum rms voltage	V_{RMS}	42	V
Maximum dc blocking voltage	V_R	60	V
Maximum average forward rectified current	$I_{F(AV)}$	3	A
Peak forward surge current : 8.3ms single half sine-wave superimposed on rated load	I_{FSM}	80	A
Typical junction capacitance ($V_R=4\text{V}$, $f=1\text{MHz}$)	C_J	200	pF
Typical thermal resistance	(Note 2) $R_{\theta JA}$	135	$^{\circ}\text{C/W}$
	(Note 1) $R_{\theta JC}$	15	
	(Note 1) $R_{\theta JL}$	20	
Operating junction temperature range	T_J	-55 to +150	$^{\circ}\text{C}$
Storage temperature range	T_{STG}	-55 to +150	$^{\circ}\text{C}$

Note : 1. Mounted on a FR4 PCB, single-sided copper, with 100cm² copper pad area.

2. Mounted on a FR4 PCB, single-sided copper, mini pad.



SBM360VBF

Electrical Characteristics ($T_A=25^{\circ}\text{C}$ unless otherwise noted)

PARAMETER	SYMBOL	TEST CONDITION		MIN.	TYP.	MAX.	UNITS
Breakdown voltage	V_{BR}	$I_R=0.5\text{mA}$	$T_J=25^{\circ}\text{C}$	60	-	-	V
Instantaneous forward voltage	V_F	$I_F=1\text{A}$	$T_J=25^{\circ}\text{C}$	-	0.34	-	V
		$I_F=3\text{A}$		-	-	0.5	
		$I_F=1\text{A}$	$T_J=125^{\circ}\text{C}$	-	0.27	-	V
		$I_F=3\text{A}$		-	0.43	-	
Reverse current	I_R	$V_R=48\text{V}$	$T_J=25^{\circ}\text{C}$	-	35	-	μA
		$V_R=60\text{V}$	$T_J=25^{\circ}\text{C}$	-	-	220	μA
			$T_J=125^{\circ}\text{C}$	-	10	-	mA



SBM360VBF

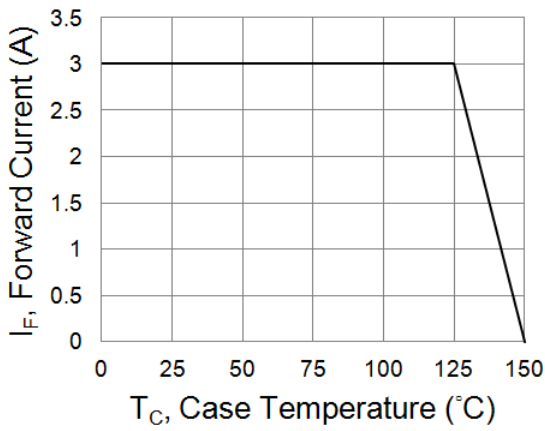


Fig.1 Forward Current Derating Curve

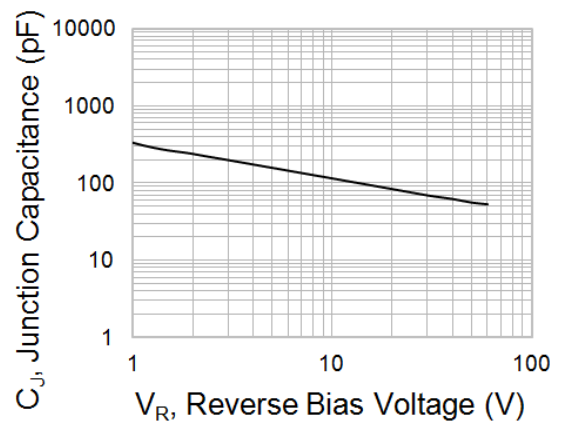


Fig.2 Typical Junction Capacitance

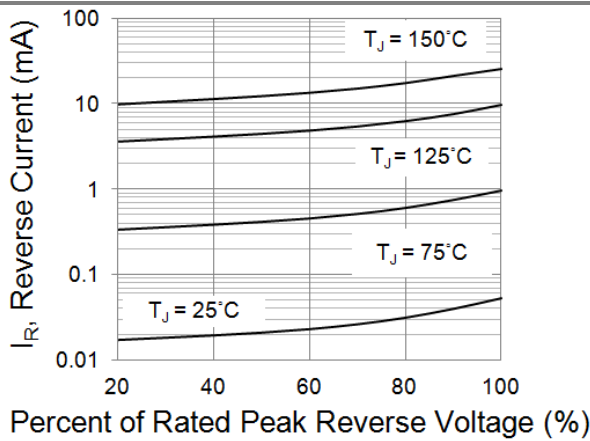


Fig.3 Typical Reverse Characteristics

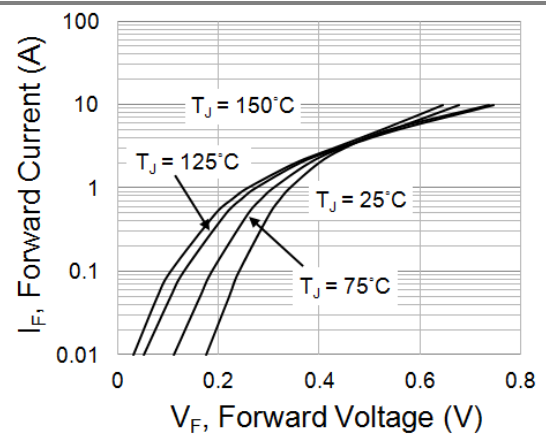


Fig.4 Typical Forward Characteristics

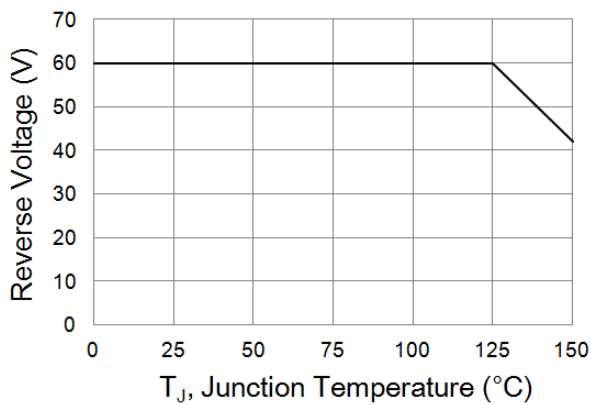


Fig.5 Operating Temperature Derating Curve

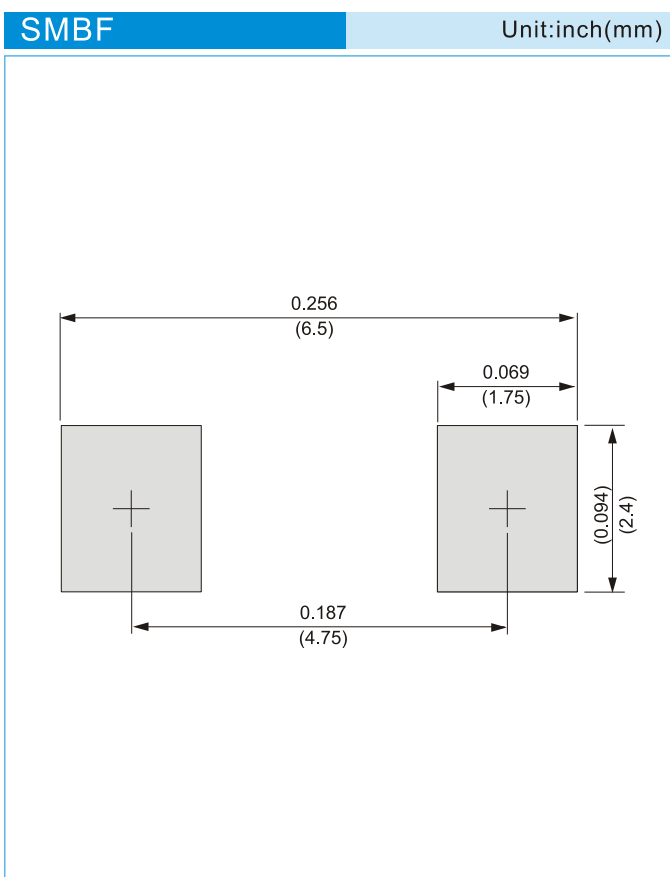


SBM360VBF

Part No Packing Code Version

Part No Packing Code	Package Type	Packing Type	Marking	Version
SBM360VBF_R1_00001	SMBF	1.5K pcs / 7" reel	SBM360VBF	Halogen free
SBM360VBF_R2_00001	SMBF	5K pcs / 13" reel	SBM360VBF	Halogen free

Mounting Pad Layout





SBM360VBF

Disclaimer

- Reproducing and modifying information of the document is prohibited without permission from Panjit International Inc..
- Panjit International Inc. reserves the rights to make changes of the content herein the document anytime without notification. Please refer to our website for the latest document.
- Panjit International Inc. disclaims any and all liability arising out of the application or use of any product including damages incidentally and consequentially occurred.
- Panjit International Inc. does not assume any and all implied warranties, including warranties of fitness for particular purpose, non-infringement and merchantability.
- Applications shown on the herein document are examples of standard use and operation. Customers are responsible in comprehending the suitable use in particular applications. Panjit International Inc. makes no representation or warranty that such applications will be suitable for the specified use without further testing or modification.
- The products shown herein are not designed and authorized for equipments requiring high level of reliability or relating to human life and for any applications concerning life-saving or life-sustaining, such as medical instruments, transportation equipment, aerospace machinery et cetera. Customers using or selling these products for use in such applications do so at their own risk and agree to fully indemnify Panjit International Inc. for any damages resulting from such improper use or sale.
- Since Panjit uses lot number as the tracking base, please provide the lot number for tracking when complaining.