

RoHS Compliant Product  
A suffix of "-C" specifies halogen & lead-free

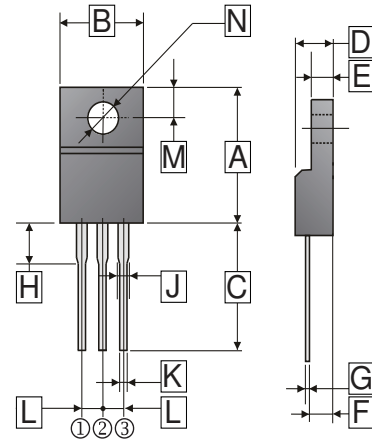
## FEATURES

- Low forward voltage drop
- High current capability
- High reliability
- High surge current capability
- Epitaxial construction

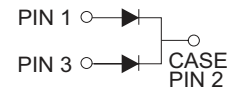
## MECHANICAL DATA

- Case: Molded plastic
- Epoxy: UL94V-0 rate flame retardant
- Lead: Lead solderable per MIL-STD-202 method 208 guaranteed
- Polarity: As Marked
- Mounting position: Any
- Weight: 1.64 grams (approximate)

### ITO-220



REF.	Millimeter		REF.	Millimeter	
	Min.	Max.		Min.	Max.
A	14.60	15.70	H	2.70	3.80
B	9.50	10.50	J	0.90	1.50
C	12.60	14.00	K	0.50	0.90
D	4.30	4.70	L	2.34	2.74
E	2.30	3.2	M	2.40	3.00
F	2.30	2.80	N	φ 3.0	φ 3.4
G	0.30	0.70			



## MAXIMUM RATINGS AND ELECTRICAL CHARACTERISTICS

(Rating 25°C ambient temperature unless otherwise specified. Single phase half wave, 60Hz, resistive or inductive load.  
For capacitive load, de-rate current by 20%.)

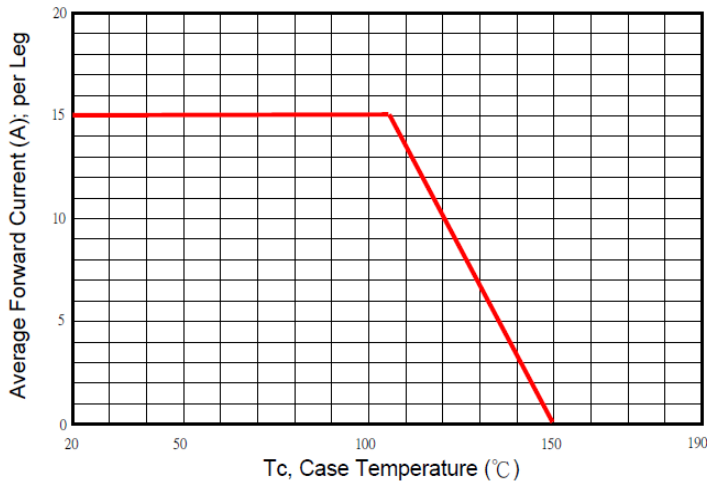
Parameter		Symbol	Rating	Unit
Maximum Recurrent Peak Reverse Voltage		$V_{RRM}$	80	V
Working Peak Reverse Voltage		$V_{RSM}$	80	V
Maximum DC Blocking Voltage		$V_{DC}$	80	V
Maximum Average Forward Rectified Current	Per Leg	$I_F$	15	A
	Per Device		30	
Peak Forward Surge Current, 8.3 ms single half sine-wave superimposed on rated load (JEDEC method)		$I_{FSM}$	250	A
Maximum Instantaneous Forward Voltage	$I_F=15A, T_J=25^\circ C$ , per leg	$V_F$	0.75	V
	$I_F=15A, T_J=125^\circ C$ , per leg		0.64	
Maximum DC Reverse Current at Rated DC Blocking Voltage <sup>3</sup>	$T_J=25^\circ C$	$I_R$	0.2	mA
	$T_J=100^\circ C$		20	
Typical Junction Capacitance <sup>1</sup>		$C_J$	460	pF
Typical Thermal Resistance <sup>2</sup>		$R_{\theta JC}$	4	°C / W
Voltage Rate Of Change (Rated $V_R$ )		$dv / dt$	10000	V / $\mu s$
Operating Temperature Range $T_J$		$T_J$	-50~150	°C
Storage Temperature Range $T_{STG}$		$T_{STG}$	-65~150	°C

Notes:

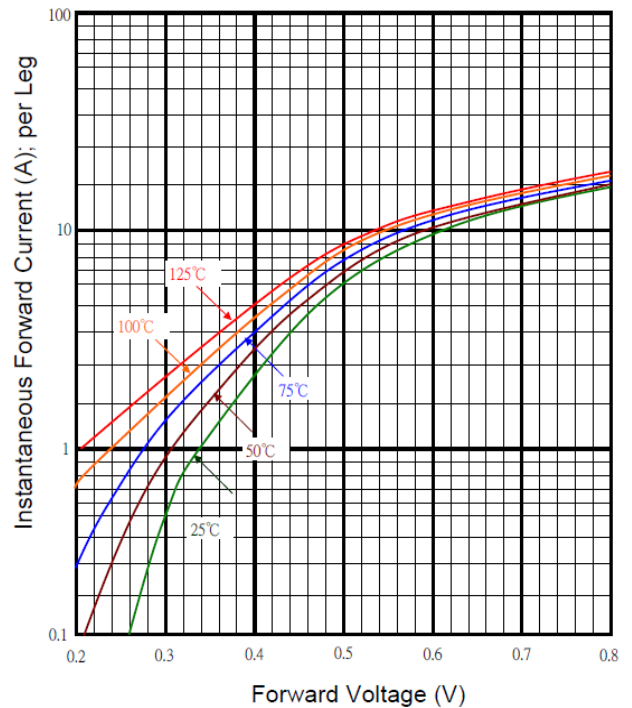
1. Measured at 1MHz and applied reverse voltage of 5V D.C.
2. Thermal Resistance Junction to Case.
3. Pulse test: 300 $\mu s$  pulse width, 1% duty cycle.

**RATINGS AND CHARACTERISTIC CURVES**

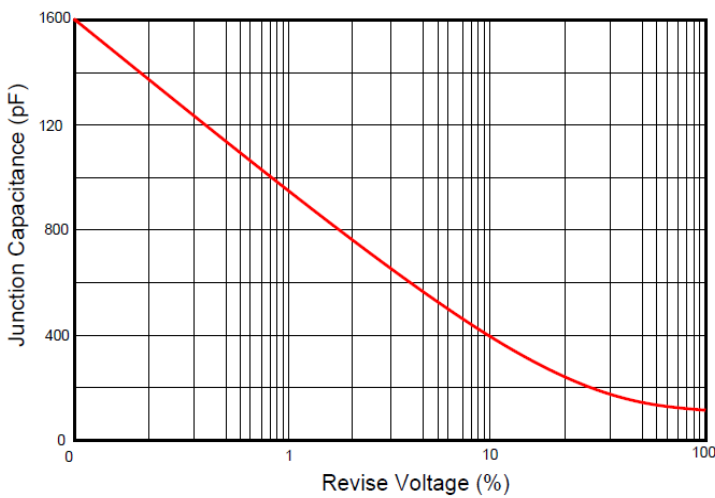
Typical Forward Current Derating Curve



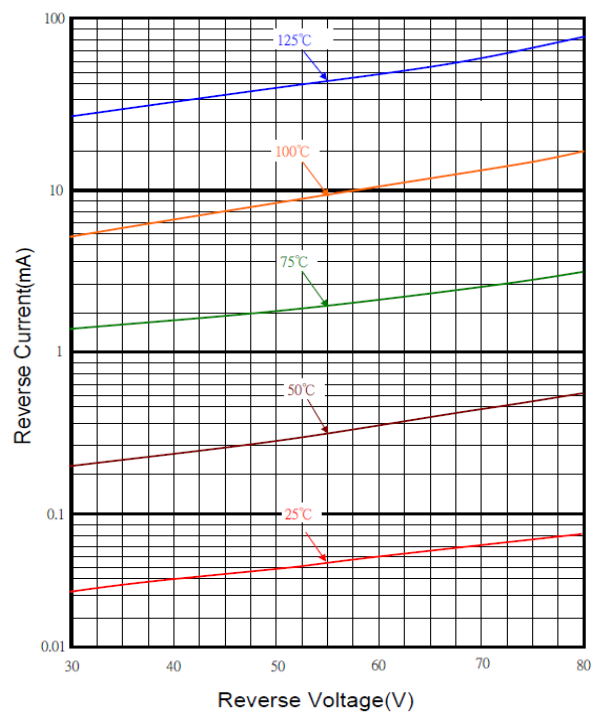
Typical Forward Characteristic



Typical Junction Capacitance



Typical Reverse Characteristic



Maximum Non- Repetitive Forward Surge Current

