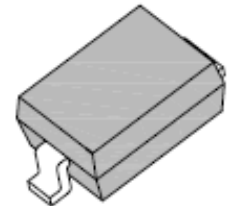


Two Terminals Schottky Barrier Diodes

Features

- Low forward voltage
- Low capacitance
- Extremely fast switching speed
- For general purpose applications
- The low forward voltage drop and fast switching make it ideal for protected of MOS devices, steering, biasing and coupling diodes for fast switching and low logic level applications
- RoHS compliant



SOD-123

Applications

- HF-Detector
- Protection Circuit
- Small Battery Charger
- Power Supplies
- DC/DC Converter for Notebooks
- Diode for Low Currents Wits a Low Supply Voltage



Mechanical Data

Case:	SOD-123, Plastic
Terminals:	Solderable per MIL-STD-750, Method 2026
Polarity:	Color band denotes the cathode end
Weight:	0.008 grams

Two Terminals Schottky Barrier Diodes

SD101AW/BW/CW

Maximum Ratings *(T_{Ambient}=25°C unless noted otherwise)*

Symbol	Description	SD101AW	SD101BW	SD101CW	Unit	Conditions
	Marking	S2	S3	S4		
VRRM	Peak Repetitive Reverse Voltage	60	50	40	V	
VDC	Max. DC Blocking Voltage	60	50	40	V	
IF(AV)	Max. Average Rectified Current	350			mA	
IFSM	Peak Forward Surge Current	2			A	At t=0.01ms
PD	Power Dissipation	400			mW	On FR4 board: 70*60*1mm
RthJA	Thermal Resistance	250			°C /W	
TJ	Junction Temperature	125			°C	
TSTG	Storage Temperature Range	-65 to +125			°C	

Electrical Characteristics *(T_{Ambient}=25°C unless noted otherwise)*

Symbol	Description	SD101AW	SD101BW	SD101CW	Unit	Conditions
VBR	Reverse Breakdown Voltage	60	50	40	V	IR=10uA
VF	Max. Forward Voltage	0.41	0.40	0.39	V	IF=1mA
		1.00	0.95	0.90		IF=15mA
IR	Max. Reverse Current	0.2	-	-	uA	VR=50V
		-	0.2	-		VR=40V
		-	-	0.2		VR=30V
CJ	Typical Junction Temperature	2.0	2.1	2.2	pF	VR=0V, f=1MHz
trr	Max. Reverse Recovery Time	1.0			nS	IF= IR=5mA, Irr=0.1* IR

Two Terminals Schottky Barrier Diodes

SD101AW/BW/CW

Typical Characteristics Curves

Fig.1- Typical I_F vs. V_F

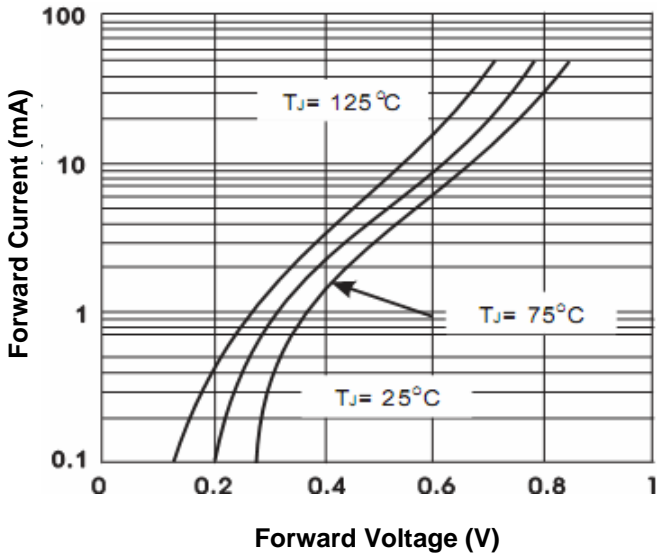


Fig.2- Typical I_R vs. V_R

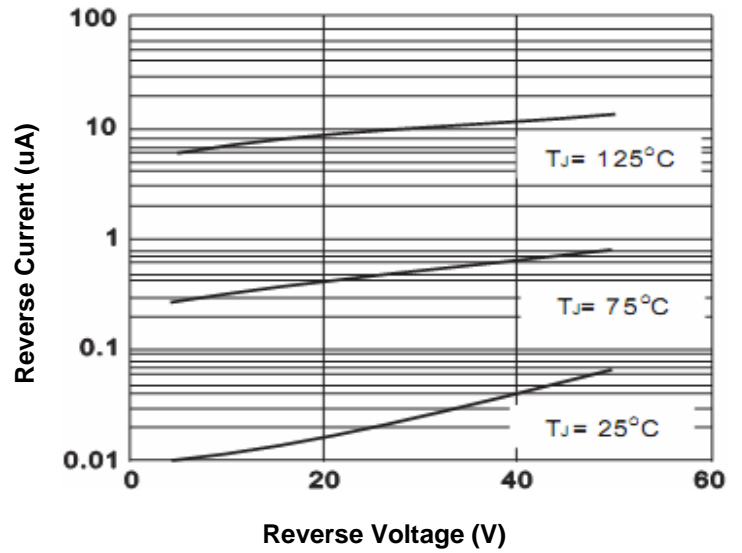
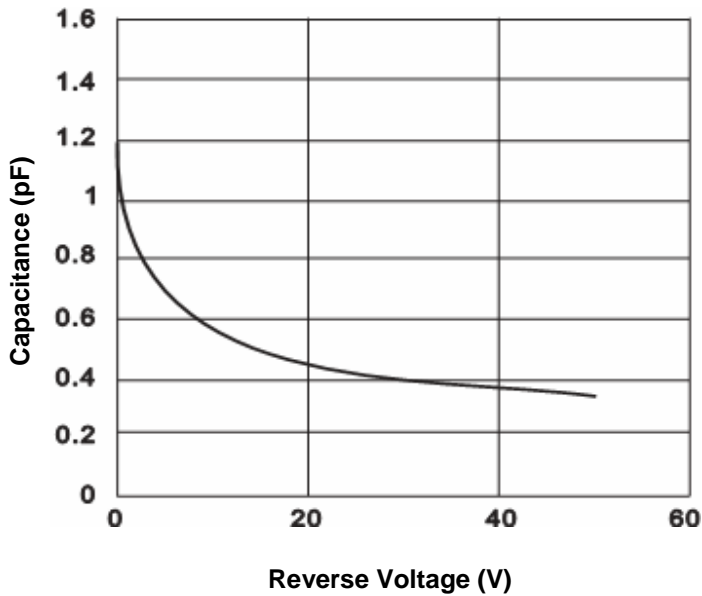


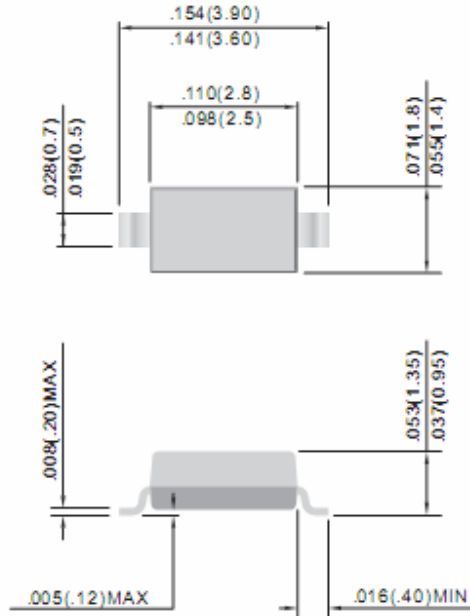
Fig.3- Typical C_J vs. V_R



Two Terminals Schottky Barrier Diodes

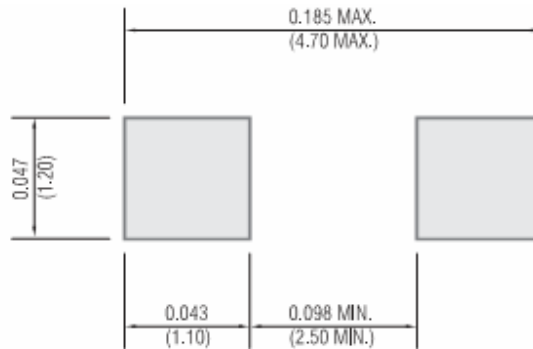
SD101AW/BW/CW

Dimensions in inch (mm)



SOD-123

Mounting Pad Layout in inch (mm)



Packing Information

Tape and Reel --- 3K per 7" Plastic Reel

10K per 13" Plastic Reel

Two Terminals Schottky Barrier Diodes

SD101AW/BW/CW

How to contact us:

US HEADQUARTERS

28040 WEST HARRISON PARKWAY, VALENCIA, CA 91355-4162

Tel: (800) TAITRON (800) 824-8766 (661) 257-6060

Fax: (800) TAITFAX (800) 824-8329 (661) 257-6415

Email: taitron@taitroncomponents.com

Http://www.taitroncomponents.com

TAITRON COMPONENTS MEXICO, S.A .DE C.V.

BOULEVARD CENTRAL 5000 INTERIOR 5 PARQUE INDUSTRIAL ATITALAQUIA, HIDALGO C.P.

42970 MEXICO

Tel: +52-55-5560-1519

Fax: +52-55-5560-2190

TAITRON COMPONENTS INCORPORATED REPRESENTAÇÕES DO BRASIL LTDA

RUA DOMINGOS DE MORAIS, 2777, 2.ANDAR, SALA 24 SAÚDE - SÃO PAULO-SP 04035-001 BRAZIL

Tel: +55-11-5574-7949

Fax: +55-11-5572-0052

TAITRON COMPONENTS INCORPORATED, SHANGHAI REPRESENTATIVE OFFICE

METROBANK PLAZA, 1160 WEST YAN' AN ROAD, SUITE 1503, SHANGHAI, 200052, CHINA

Tel: +86-21-5424-9942

Fax: +86-21-5424-9931