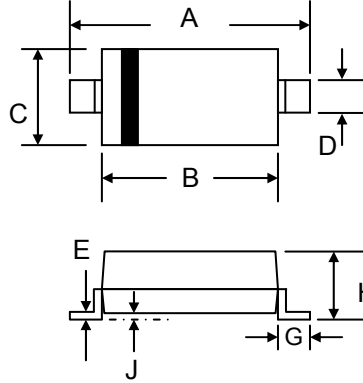


Features

- Low Forward Voltage
- Fast Switching Speed
- PN Junction Guard Ring for Transient and ESD Protection
- For General Purpose Switching Applications
- Plastic Material – UL Recognition Flammability Classification 94V-0



SOD-323		
Dim	Min	Max
A	2.30	2.75
B	1.60	1.80
C	1.20	1.40
D	0.25	0.40
E	0.05	0.15
G	0.20	0.40
H	—	1.10
J	—	0.10
All Dimensions in mm		

Mechanical Data

- Case: SOD-323, Molded Plastic
- Terminals: Plated Leads Solderable per MIL-STD-202, Method 208
- Polarity: Cathode Band
- Weight: 0.004 grams (approx.)
- Marking: Device Code, See Page 3
- **Lead Free: For RoHS / Lead Free Version, Add “-LF” Suffix to Part Number, See Page 4**

Maximum Ratings @T_A=25°C unless otherwise specified

Characteristic	Symbol	SD101AWS	SD101BWS	SD101CWS	Unit
Peak Repetitive Reverse Voltage Working Peak Reverse Voltage DC Blocking Voltage	V _{RRM} V _{RWM} V _R	60	50	40	V
Forward Continuous Current	I _F	15			mA
Non-Repetitive Peak Forward Surge Current @ t < 1.0s @ t = 10μs	I _{FSM}	50 2.0			mA A
Operating and Storage Temperature Range	T _J , T _{STG}	-55 to +125			°C

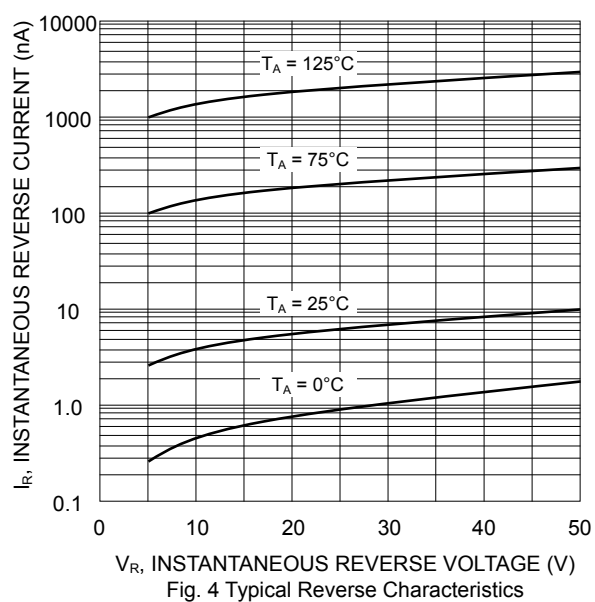
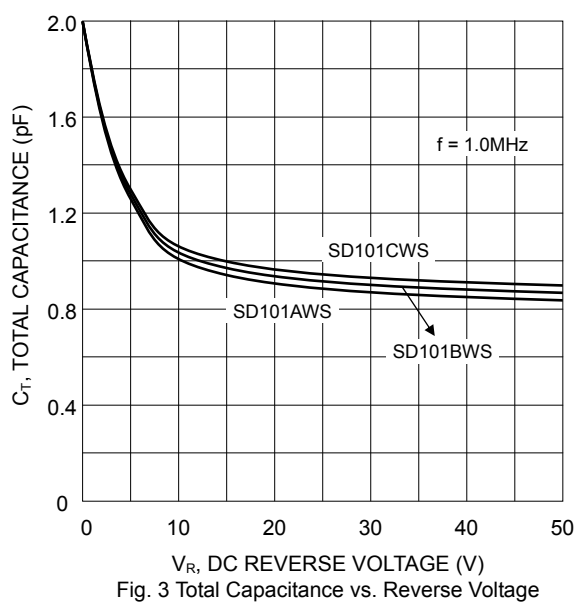
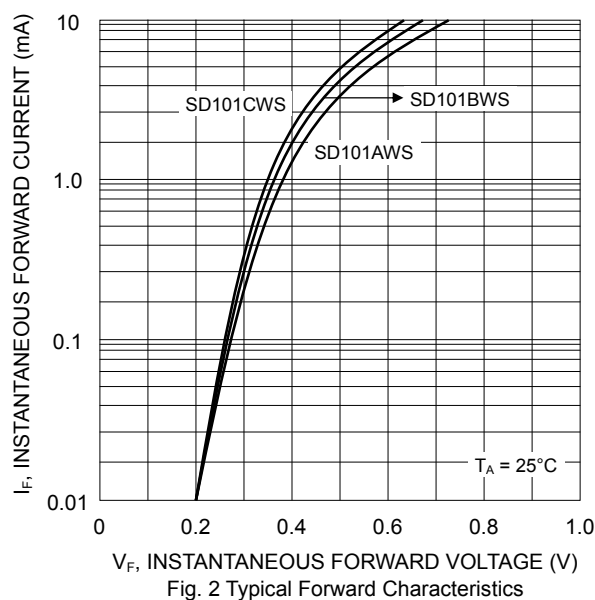
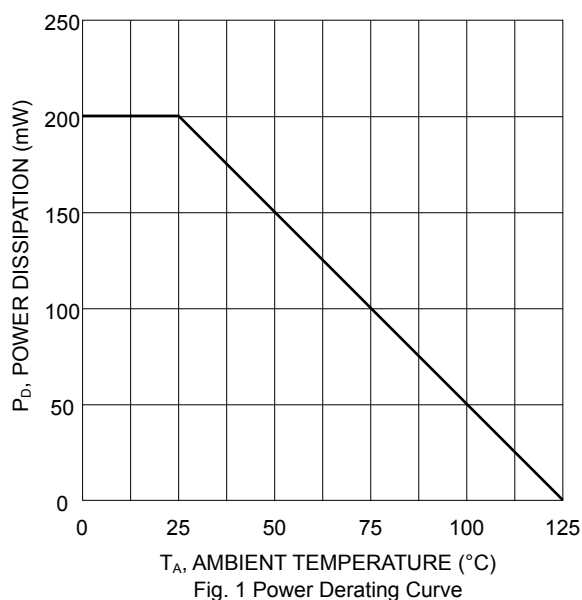
Thermal Characteristics

Characteristic	Symbol	SD101AWS	SD101BWS	SD101CWS	Unit
Power Dissipation (Note 1)	P _D	200			mW
Thermal Resistance, Junction to Ambient (Note 1)	R _{JA}	625			°C/W

Note: 1. Mounted on FR-4 PC board with minimum recommended pad layout.

Electrical Characteristics @T_A=25°C unless otherwise specified

Characteristic	Symbol	SD101AWS	SD101BWS	SD101CWS	Unit
Min. Reverse Breakdown Voltage @ I _R = 10μA	V _(BR)	60	50	40	V
Max. Forward Voltage Drop @ I _F = 1.0mA @ I _F = 15mA	V _{FM}	0.41 1.00	0.40 0.95	0.39 0.90	V
Peak Reverse Leakage Current @ 80% DC Blocking Voltage	I _{RM}	200			nA
Diode Capacitance (V _R = 0V, f = 1.0MHz)	C _D	2.0	2.1	2.2	pF
Reverse Recovery Time (I _F = I _R = 5.0mA, I _{RR} = 0.1 x I _R , R _L = 100Ω)	t _{rr}	1.0			nS



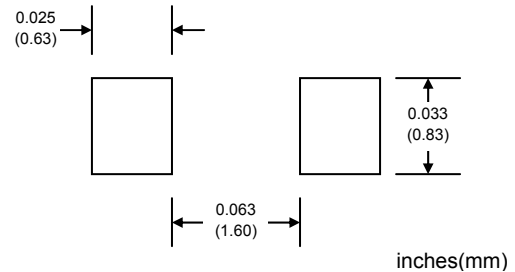
MARKING INFORMATION



xx = Device Code, See Table Below

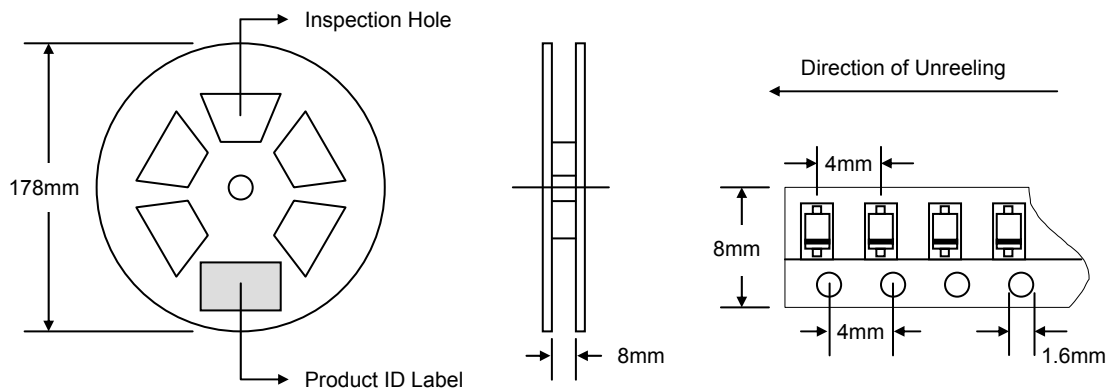
Mfg Site	SD101AWS	SD101BWS	SD101CWS
TW Plant	S2	S3	S4
CN Plant	S1	S2	S3

RECOMMENDED FOOTPRINT



PACKAGING INFORMATION

TAPE & REEL




Reel Diameter (mm)	Quantity (PCS)	Inner Box Size L x W x H (mm)	Quantity (PCS)	Carton Size L x W x H (mm)	Quantity (PCS)	Approx. Gross Weight (KG)
178	3,000	187 x 187 x 65	15,000	390 x 240 x 420	150,000	7.0

Note: 1. Anti-static plastic reel, white, water clear or blue color. Inspection hole might be varied in different alignment.
2. Components are packed in accordance with EIA standard 481-1 and 481-2.

ORDERING INFORMATION

Product No.	Package Type	Shipping Quantity
SD101AWS-T1	SOD-323	3000/Tape & Reel
SD101BWS-T1	SOD-323	3000/Tape & Reel
SD101CWS-T1	SOD-323	3000/Tape & Reel

1. Shipping quantity given is for minimum packing quantity only. For minimum order quantity, please consult the Sales Department.
2. **To order RoHS / Lead Free version (with Lead Free finish), add “-LF” suffix to part number above. For example, SD101AWS-T1-LF.**

WON-TOP ELECTRONICS and  are registered trademarks of Won-Top Electronics Co., Ltd (WTE). WTE has checked all information carefully and believes it to be correct and accurate. However, WTE cannot assume any responsibility for inaccuracies. Furthermore, this information does not give the purchaser of semiconductor devices any license under patent rights to manufacturer. WTE reserves the right to change any or all information herein without further notice.

WARNING: DO NOT USE IN LIFE SUPPORT EQUIPMENT. WTE power semiconductor products are not authorized for use as critical components in life support devices or systems without the express written approval.

Won-Top Electronics Co., Ltd.
No. 44 Yu Kang North 3rd Road,
Chine Chen Dist., Kaohsiung 806, Taiwan
Phone: 886-7-822-5408 or 886-7-822-5410
Fax: 886-7-822-5417
Email: sales@wontop.com
Internet: http://www.wontop.com

We power your everyday.