

RoHS Compliant Product  
A suffix of "-C" specifies halogen & lead-free

**FEATURES**

- 350 Watts peak pulse power( $t_p=8/20\mu s$ )
- Small package for use in portable electronics
- Suitable replacement for MLV'S in ESD protection applications
- Low clamping voltage and leakage current
- In compliance with EU RoHS 2002/95/EC directives

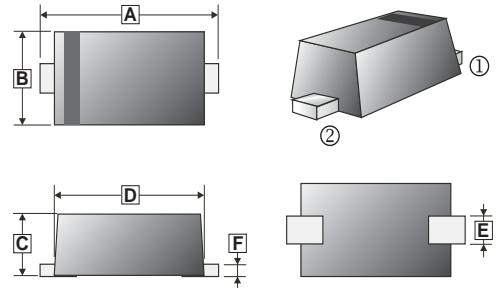
**APPLICATIONS**

- Case : SOD-323L, plastic
- Terminals : Solderable per MIL-STD-750, Method 2026
- Polarity : Color band cathode
- Approx. Weight : 0.0001 ounce, 0.0041 grams

**PACKAGE INFORMATION**

Package	MPQ	LeaderSize
SOD-323L	5K	7' inch

**SOD-323L**



REF.	Millimeter		REF.	Millimeter	
	Min.	Max.		Min.	Max.
A	2.30	2.70	D	1.60	1.80
B	1.15	1.35	E	0.25	0.40
C	0.80	1.00	F	0.05	0.25

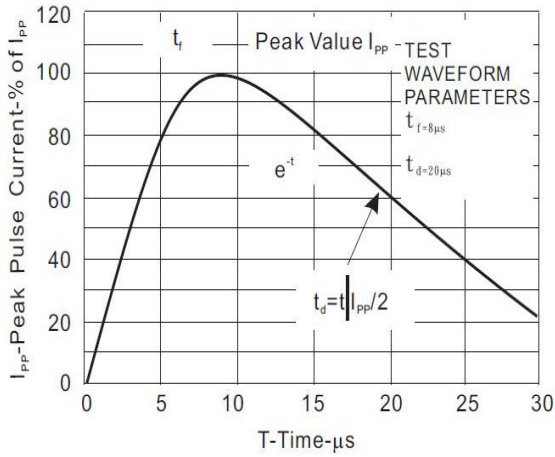
**MAXIMUM RATINGS** ( $T_A=25^\circ C$  unless otherwise specified )

Parameter	Symbol	Value	Unit
Peak Pulse Power ( $t_p = 8/20\mu s$ )	$P_{PK}$	350	W
ESD Voltage	$V_{ESD}$	25	KV
Operating and Storage Temperature Range	$T_J, T_{STG}$	-50~150	$^\circ C$

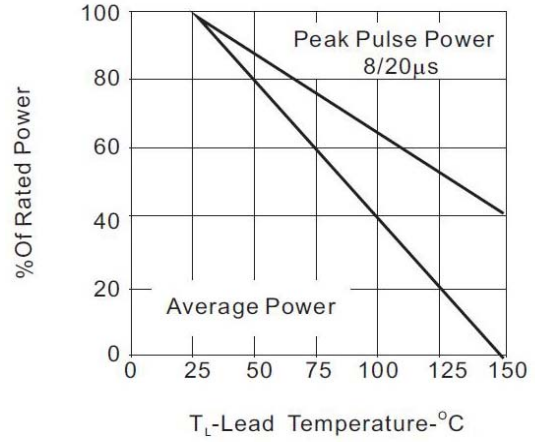
**ELECTRICAL CHARACTERISTICS** ( $T_A=25^\circ C$  unless otherwise specified )

Parameter	Symbol	Min.	Typ.	Max.	Unit	Conditions
Reverse Stand-Off Voltage	$V_{RWM}$	-	-	36	V	-
Reverse Breakdown Voltage	$V_{BR}$	39.9	-	45	V	$I_{BR}=1Ma$
Reverse Leakage Current	$I_R$	-	-	1	$\mu A$	$V_R=36V$
Clamping Voltage (8/20 $\mu s$ )	$V_C$	-	-	60	V	$I_{PP}=1A$
Off State Junction Capacitance	$C_J$	-	30	-	pF	0Vdc Bias = f = 1MHz
		-	1	-	pF	5Vdc Bias = f = 1MHz

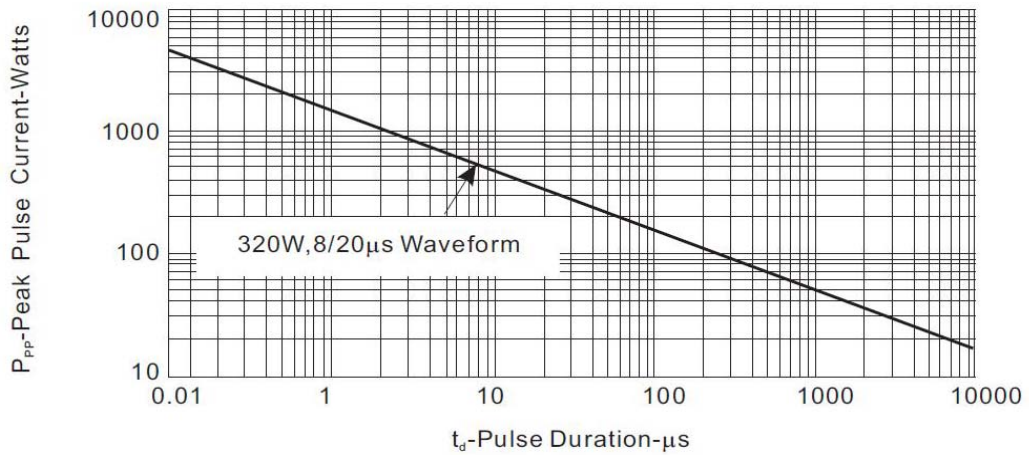
**RATINGS AND CHARACTERISTICS CURVES**



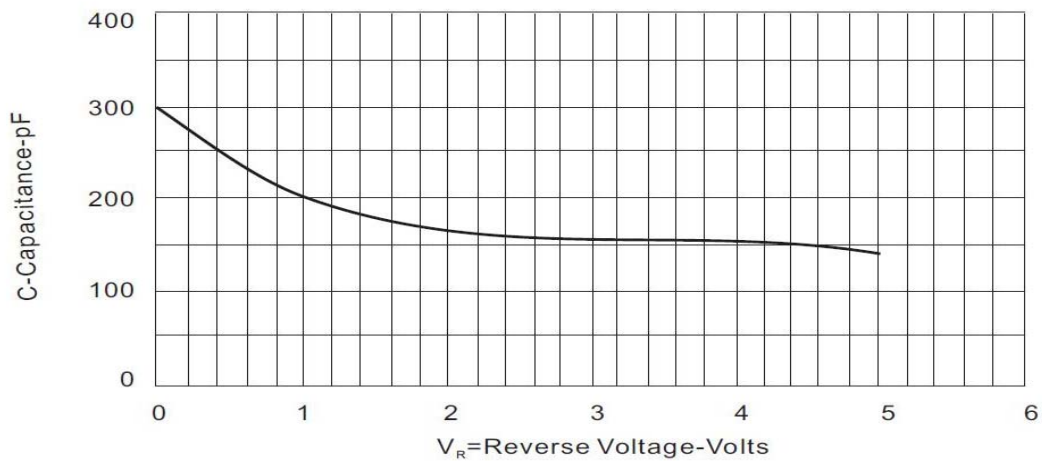
**FIG.1-Pulse Wave Form**



**FIG.2-Power Derating Curve**



**FIG.3- Peak Pulse Power vs Pulse Time**



**FIG.4-Typical Reverse Voltage vs Capacitance**