

Features

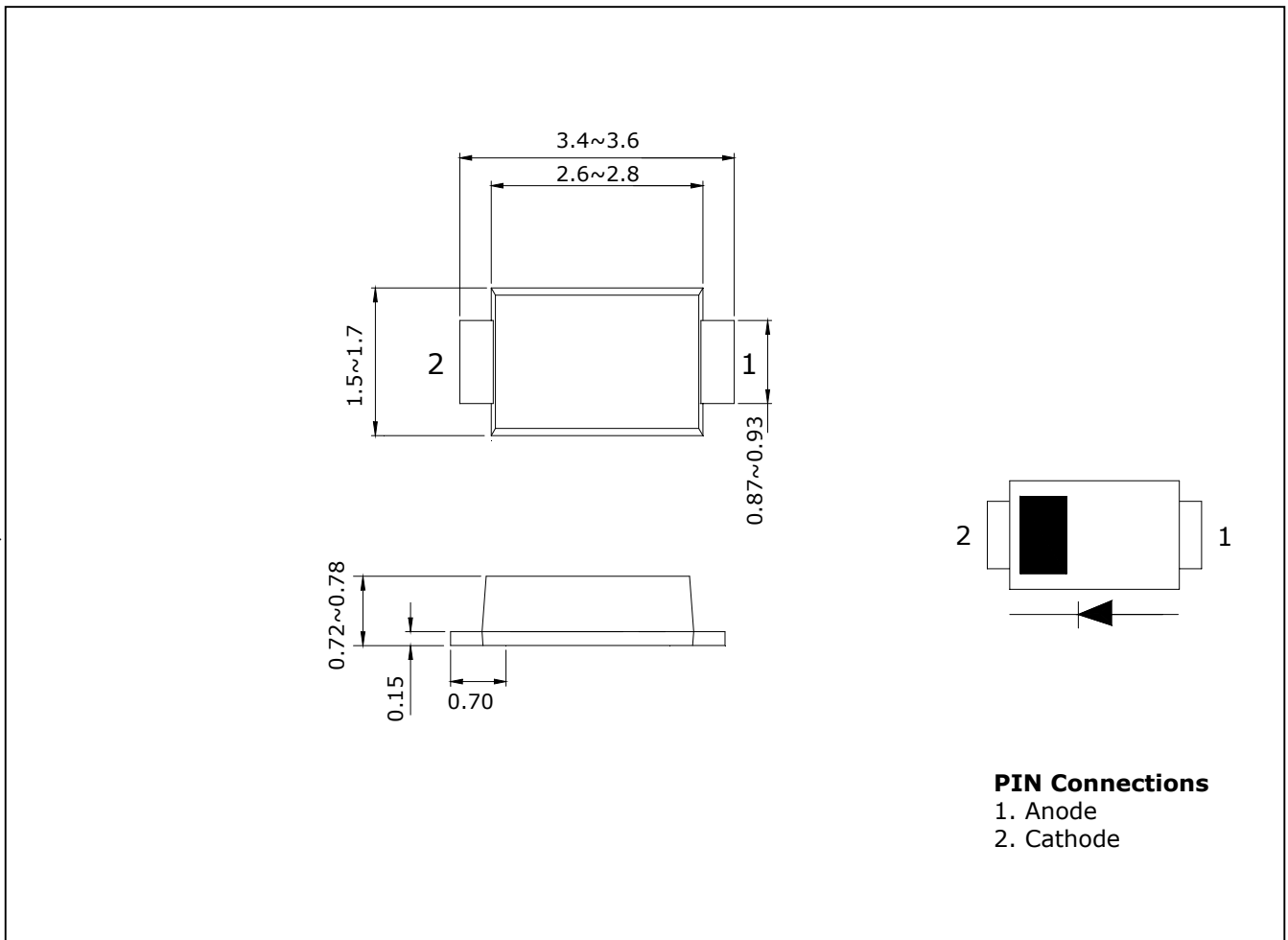
- Low power rectified
- Silicon epitaxial type
- High reliability

Ordering Information

Type No.	Marking	Package Code
SDB0540	540	SOD-123

Outline Dimensions

unit : mm

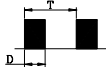


Absolute maximum ratings

Ta=25°C

Characteristic	Symbol	Rating	Unit
Reverse voltage	V _R	40	V
Repetitive peak forward current	I _{FRM} *	1.0	A
Forward current	I _F	0.5	A
Non-repetitive peak forward current(10ms)	I _{FSM}	2	A
Junction temperature	T _j	150	°C
Storage temperature	T _{stg}	-55~150	°C

* : $\delta = D/T = 0.33$
(T<1S)



* : Unit ratings. Total rating=Unit rating×1.5

Electrical Characteristics

Ta=25°C

Characteristic	Symbol	Test Condition	Min.	Typ.	Max.	Unit
Forward voltage *	V _{F(1)}	I _F =0.5A	-	-	0.51	V
	V _{F(2)}	I _F =1.0A	-	-	0.62	V
Reverse current	I _R	V _R =40V	-	-	20	μA
Total capacitance	C _T	V _R =40V, f=1MHz	-	14	-	pF

* Pulse Test : Pulse width ≤250us, Duty cycle ≤2%

Electrical Characteristic Curves

Fig. 1 Forward Voltage Characteristics

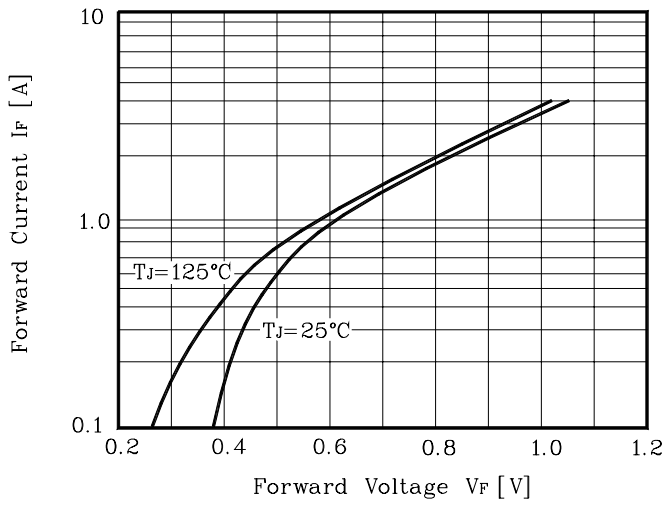


Fig. 2 Reverse Characteristics

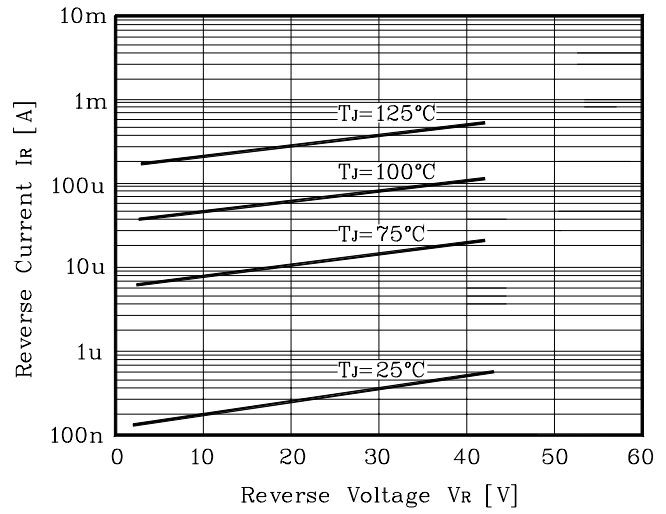
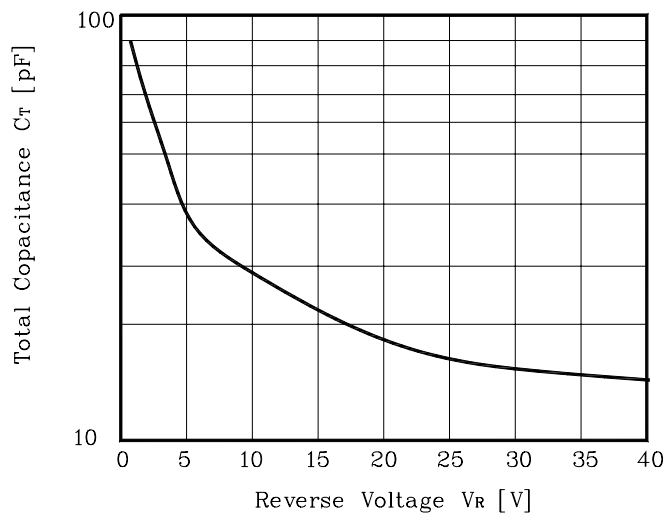


Fig. 3 Capacitance



These AUK products are intended for usage in general electronic equipments(Office and communication equipment, measuring equipment, domestic electrification, etc.).

Please make sure that you consult with us before you use these AUK products in equipments which require high quality and/or reliability, and in equipments which could have major impact to the welfare of human life(atomic energy control, airplane, spaceship, traffic signal, combustion central, all types of safety device, etc.).

AUK cannot accept liability to any damage which may occur in case these AUK products were used in the mentioned equipments without prior consultation with AUK.