

**Features**

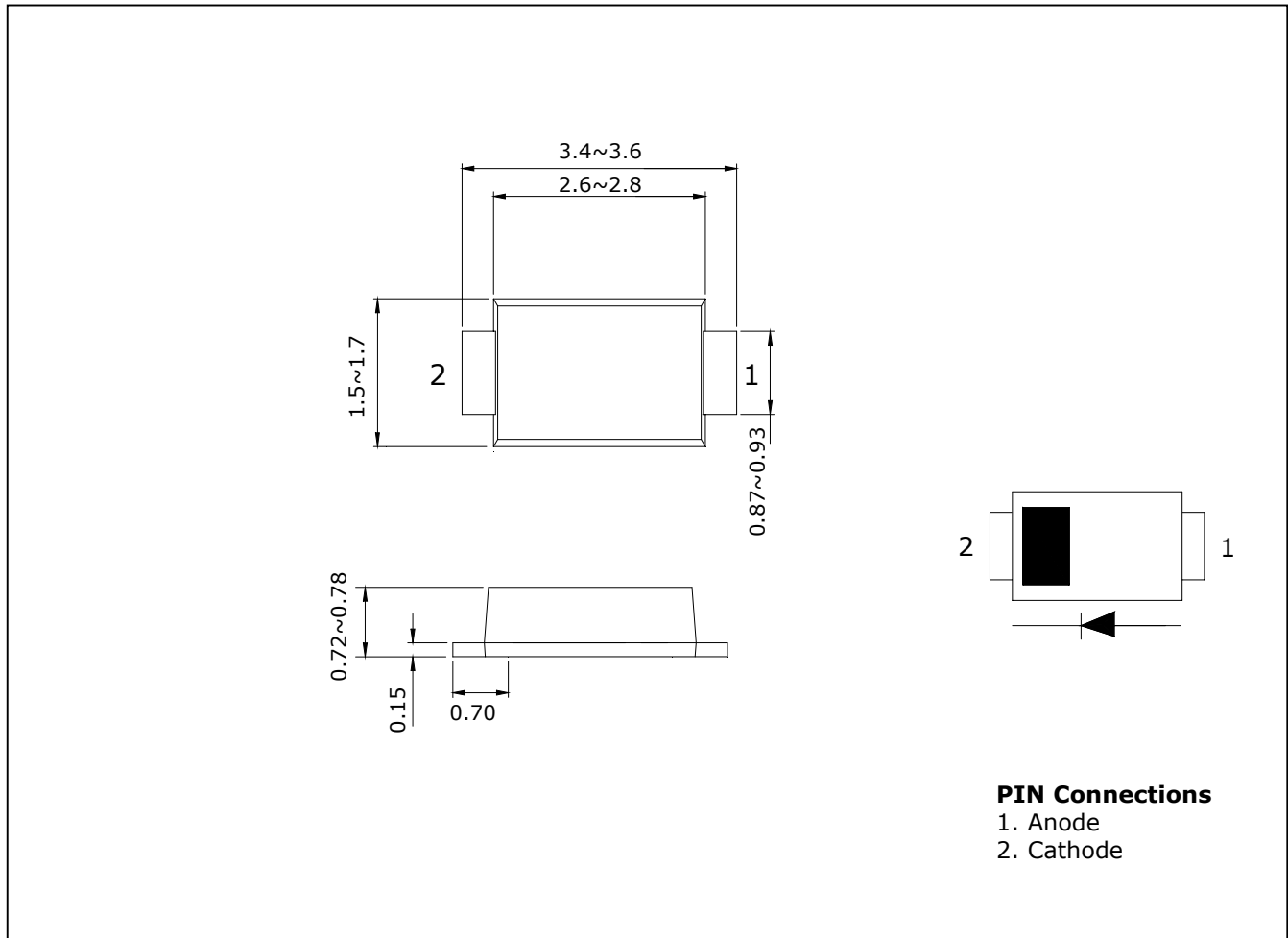
- Low power rectified
- Silicon epitaxial type
- High reliability
- Low  $I_R$  ( $I_R=10\mu A$  Typ)

**Ordering Information**

Type No.	Marking	Package Code
SDB1040	1A4	SOD-123

**Outline Dimensions**

unit : mm



**Absolute maximum ratings**

Ta=25°C

Characteristic	Symbol	Rating	Unit
Peak reverse voltage	$V_{RM}$	40	V
Reverse voltage	$V_R$	40	V
Average Rectified Forward current	$I_F$	1.0	A
Non-repetitive peak surge forward current	$I_{FSM}$	3	A
Junction temperature	$T_j$	150	°C
Storage temperature	$T_{stg}$	-55~150	°C

**Electrical Characteristics**

Ta=25°C

Characteristic	Symbol	Test Condition	Min.	Typ.	Max.	Unit
Forward voltage	$V_F$	$I_F=1A$	-	0.5	0.55	V
Reverse current	$I_R$	$V_R=40V$	-	-	200	μA
Total capacitance	$C_T$	$V_R=10V, f=1MHz$	-	50	-	pF

\* Pulse Test : Pulse width  $\leq 250\mu s$ , Duty  $\leq 2\%$

Electrical Characteristic Curves

Fig. 1 Forward Characteristics

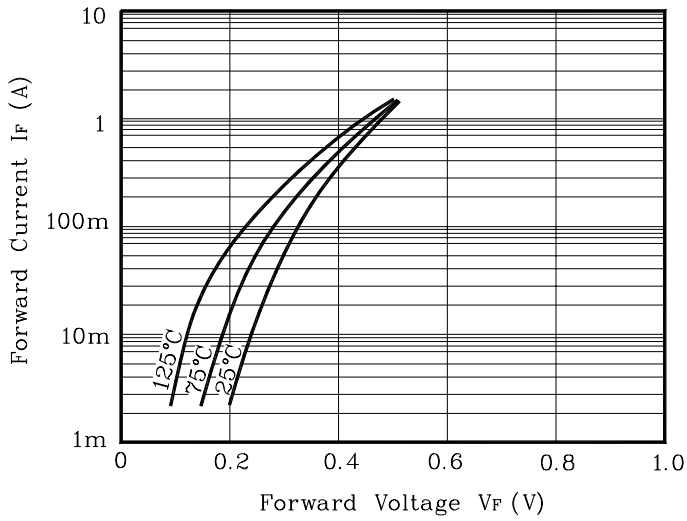


Fig. 2 Reverse Characteristics

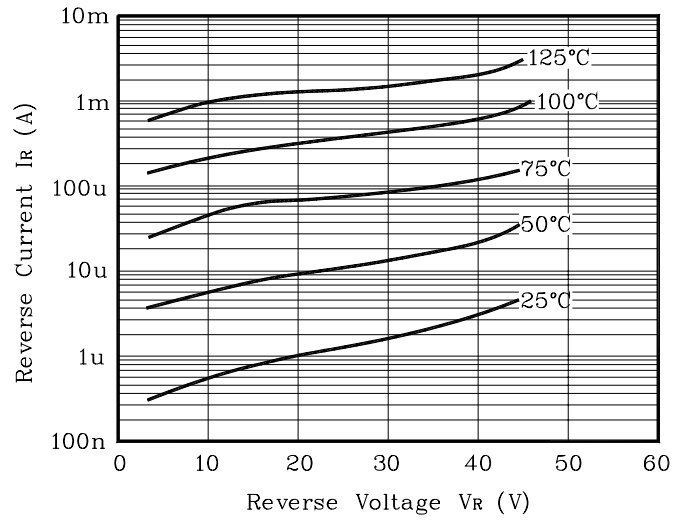


Fig. 3 Total Capacitance

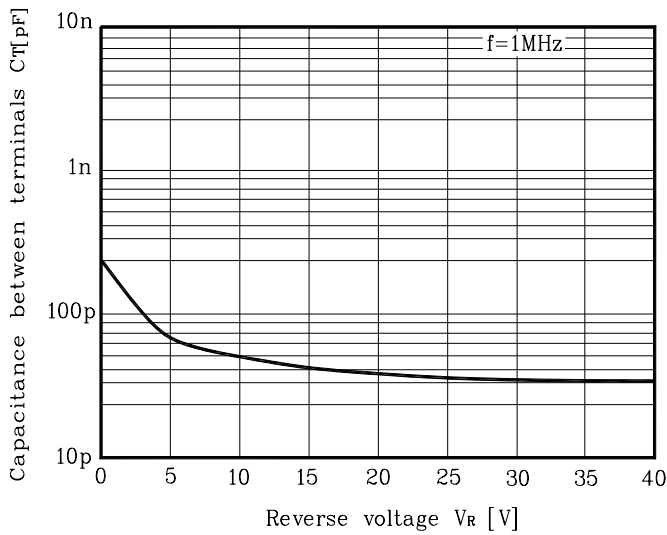
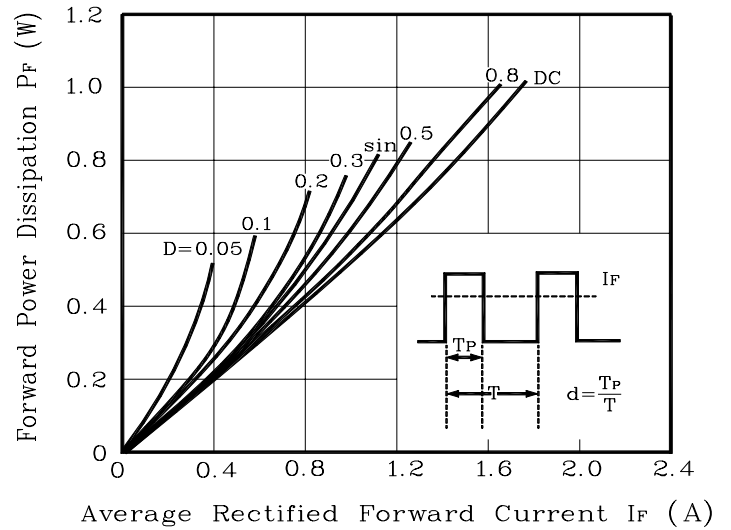


Fig. 4  $I_F - P_F$  Forward Power dissipation



**These AUK products are intended for usage in general electronic equipments(Office and communication equipment, measuring equipment, domestic electrification, etc.).**

**Please make sure that you consult with us before you use these AUK products in equipments which require high quality and/or reliability, and in equipments which could have major impact to the welfare of human life(atomic energy control, airplane, spaceship, traffic signal, combustion central, all types of safety device, etc.).**

**AUK cannot accept liability to any damage which may occur in case these AUK products were used in the mentioned equipments without prior consultation with AUK.**