

**Features**

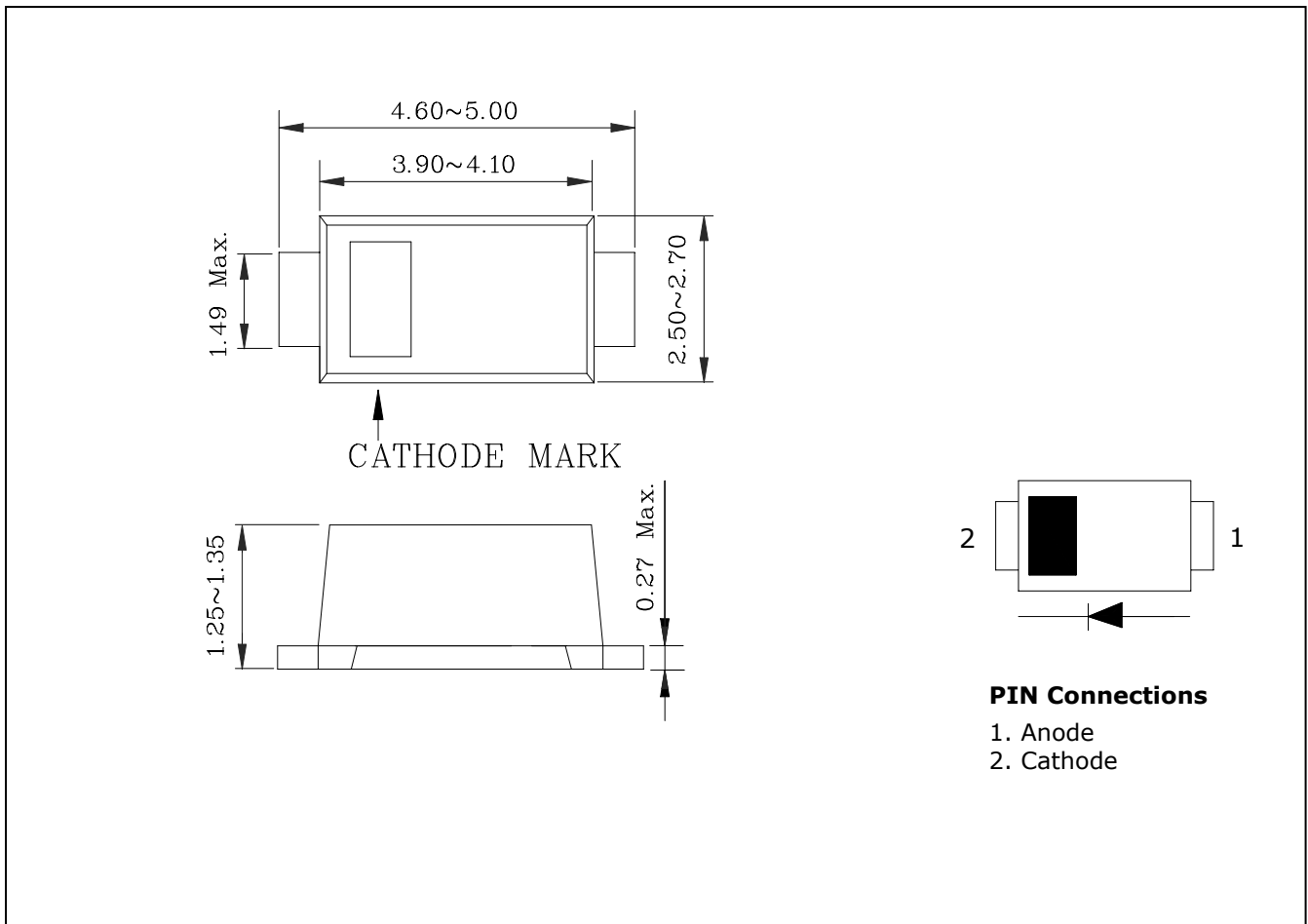
- Switching type power supply application
- Converter & Chopper Application
- Low reverse current :  $I_R=10 \mu A(\text{Typ.}) @ V_R=40V$

**Ordering Information**

Type No.	Marking	Package Code
SDB30A40	3A40	SOD-106

**Outline Dimensions**

unit : mm



# SDB30A40

## Absolute Maximum Ratings

Ta=25°C

Characteristic	Symbol	Rating	Unit
Reverse voltage	V <sub>R</sub>	40	V
Forward current	I <sub>F</sub>	3	A
Peak forward current	I <sub>FSM</sub> <sup>*</sup>	70	A
Junction temperature	T <sub>J</sub>	150	°C
Storage temperature range	T <sub>stg</sub>	-55 ~ 150	°C

\* : Non-repetitive one cycle surge current (60Hz)

## Electrical Characteristics

Ta=25°C

Characteristic	Symbol	Test Condition	Min.	Typ.	Max.	Unit
Forward voltage	V <sub>F</sub>	I <sub>F</sub> =3A	-	0.5	0.55	V
Reverse current	I <sub>R</sub>	V <sub>R</sub> =40V	-	-	0.5	mA
Thermal Resistance	R <sub>th(j-a)</sub>	When mounted on a glass epoxy board	-	-	76	°C/W
Total capacitance	C <sub>T</sub>	V <sub>R</sub> = 10V, f=1MHz	-	110	-	pF

Electrical Characteristic Curves

Fig. 1  $I_F - V_F$

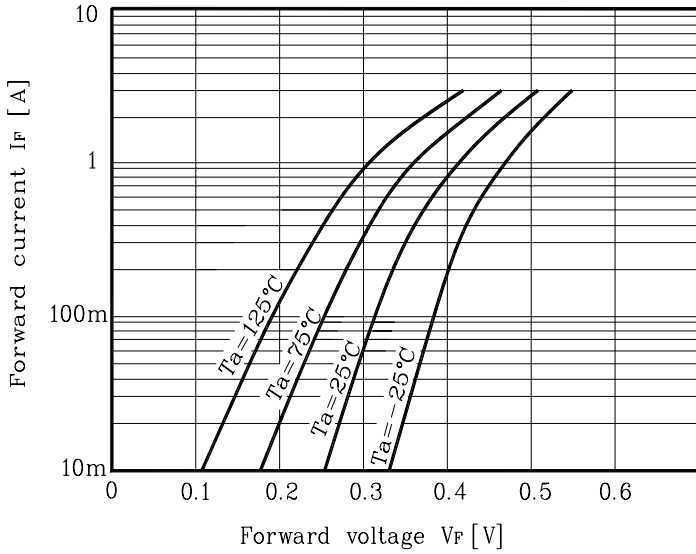


Fig. 2  $I_R - V_R$

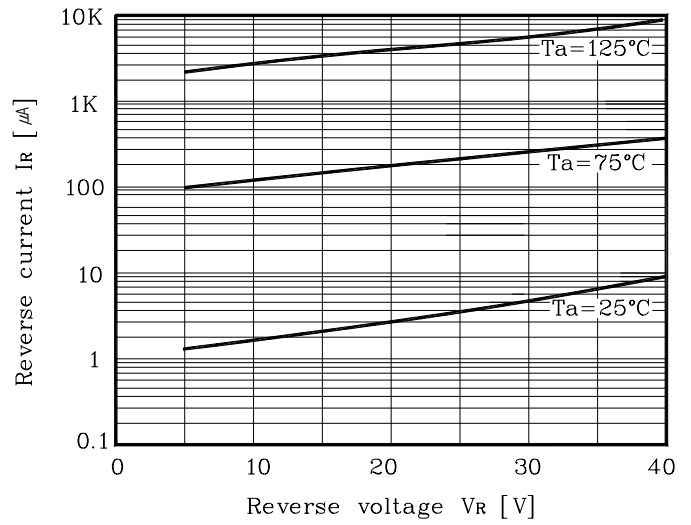


Fig. 3  $C_T - V_R$

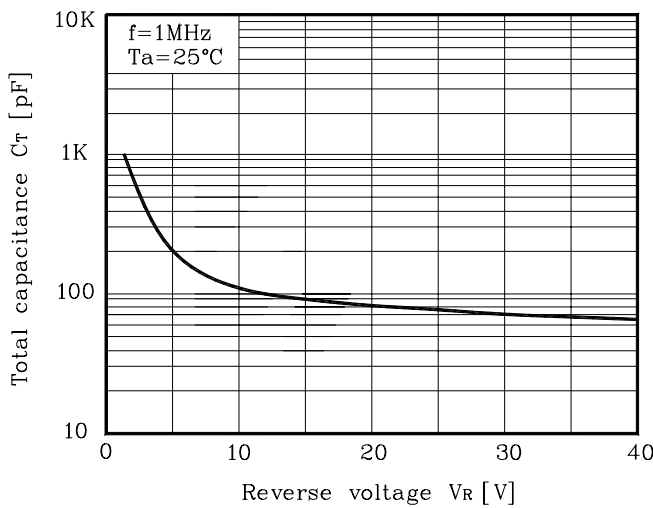
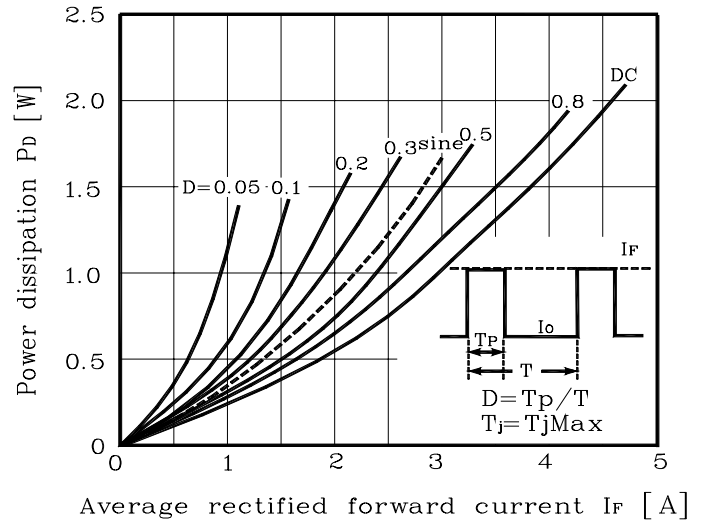


Fig. 4  $P_D - I_F$



The AUK Corp. products are intended for the use as components in general electronic equipment (Office and communication equipment, measuring equipment, home appliance, etc.).

Please make sure that you consult with us before you use these AUK Corp. products in equipments which require high quality and / or reliability, and in equipments which could have major impact to the welfare of human life(atomic energy control, airplane, spaceship, transportation, combustion control, all types of safety device, etc.). AUK Corp. cannot accept liability to any damage which may occur in case these AUK Corp. products were used in the mentioned equipments without prior consultation with AUK Corp..

Specifications mentioned in this publication are subject to change without notice.